

DNA Combi.04

Univers


















Published: October 2024

DNA Combi.04 Product Specification

This combination of DNA Tower.03 and DNA Tower.04 features two additional components: a Tunnel Slide and a Sliding Pole. A tunnel suspended 9 feet above the ground connects the two climbing net towers. Altogether this combination offers a gigantic 2,300 cubic feet of climbing volume.

90.293.561

	Product Family	Univers
	Length × Width × Height (m) Length × Width × Height ("")	10,5 × 7,8 × 7,2 34-5 × 25-4 × 23-6
	Protective Surfacing Area acc. to DIN EN 1176 (m) Protective Surfacing Area acc. to ASTM/CSA (m) Protective Surfacing Area acc. to ASTM/CSA ("")	12,8 × 11,2 14,2 × 11,9 46-5 × 39-0
	Fall Height acc. to EN 1176 (m) Fall Height acc. to ASTM/CSA ("")	1,77 6-0
	Age	5
	Minimum Space required acc. to DIN EN 1176 (m²) Minimum Space required acc. to ASTM 1487 (ft²)	70,4 1061,5
	Number of Foundations	13
	Concrete Volume C20/C25 (m³) Concrete Volume C20/C25 (ft³)	10,9 385
	Number of skilled Installers required	3
	Installation Time without Foundation	30 hours
	Dimensions of largest Part (m) Dimensions of largest Part ("")	7,0 × 2,5 × 1,3 23-0 × 8-3 × 4-4
	Weight of heaviest Part (kg) Weight of heaviest Part (lbs)	950 2100
	Shipping Volume (m³) Shipping Volume (ft³)	32,7 1150
	Total Weight (kg) Total Weight (lbs)	4600 10100
	Spare Part Guarantee	Lifelong

The dimensions of the equipment and protective surfacing area have been rounded up to one decimal digit.

Technical Data

Technical changes are reserved.
The following text can also be used for tenders.

DNA Tower L.03 and L.04

Posts:

The bent steel posts have a diameter of 133mm (5 1/4") and a thickness of 5mm (3/16").

Tubes:

Framework®- steel tubes, Ø 60,3 mm (2 3/8"). Anti-corrosion treatment and color finish: sandblasting, sensimir galvanised and solvent-free epoxy-/ polyester-process.

Terranos®- Clamps:

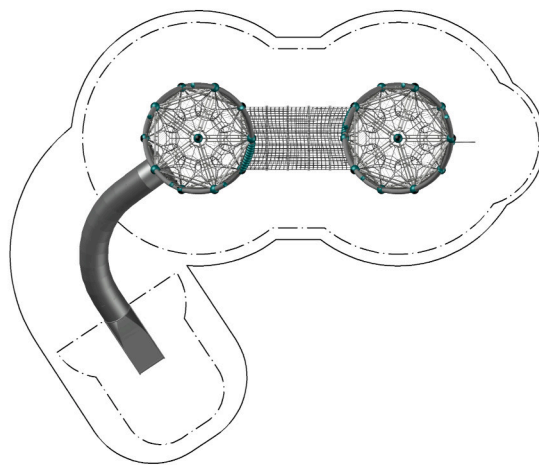
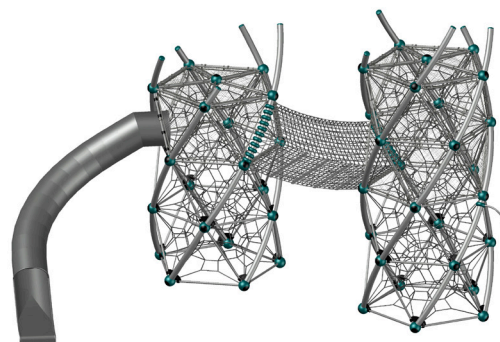
Two-part cast aluminum connecting clamps for the height-adjustable connection of rope elements or steel pipes to Terranos®- steel posts. Anti-corrosion treatment and color finish: sandblasting and solvent-free epoxy-/ polyester-process.

Spheres:

Framework®- aluminum ball connectors, Ø 250 mm (9 13/16"). Anti-corrosion treatment and color finish: sandblasting and solvent-free epoxy-/ polyester-process. The tensioning ball incorporates an AstemTT® net tensioning system. Securely closed with durable EPDM-caps.

Ropes:

U-Rope®-round strand ropes with galvanized and covered wires. External strands with non-abrasive UV-resistant polyester-yarn (no polypropylene), Ø 18 mm (11/16").



1:200

Spatial Net:

Rope crossing points are localized with durable, drop forged aluminum cloverleaf rings and drop forged aluminum ballknots / aluminum-ferrules (no plastic connections). In situ-replaceable rope strands (no special tools required). Rope Ø 18mm (11/16").

Safety Net Frames:

Stainless steel tube frame with Ø 26,9 mm (1 1/16") and a wallthickness of 2 mm (5/64"), filled with stainless steel safety nets made of steel rope with Ø 1,5 mm (1/16") and a mesh size of 40 x 40 mm (1 9/16" x 1 9/16"). The frame is fastened with cast aluminum clamps to the respective tubes in the main frame.

Tunnel Slide:

Curved slide made of stainless steel. The cheeks are welded with stainless steel handrails. Connected to the tube at the framework with cast aluminum clamps.

Sliding Pole:

Framework®- stainless steel pipe, Ø 40 mm (1 1/2"), connected to the main structure at a Terranos®- Clamp.

Net Tunnel:

Rope Ø 16 mm (5/8"), small mesh net. The Rope crossing points localized by durable, drop forged aluminum ballknots (no plastic). All rungs stainless steel, long-lasting, both ends are sealed with aluminum end caps.