

# Urban Design

Over Easy Product Specification



Published: December 2021
















## Over Easy

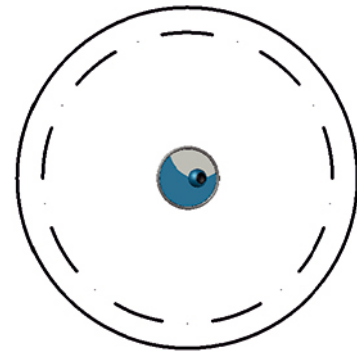

Urban Design Playpoints are climbers or rockers or twisters. They are Playpoints first and foremost, but they are also very nice pieces of public design, and they are sculptural. All URBAN DESIGN Playpoints are high-end engineered units made from high-quality materials like stainless steel with a brushed finish, powder coated

recycled aluminium connectors, high density polyethylene (HDPE) panels and bearings for maximum safety and durability.

This Over Easy gives you the necessary swing. Whether playing with friends or rocking gently back and forth on your own. Also for small playground fans this wobble platform is a great alternative.

## 90.260.151

 Product Family	<b>Urban Design</b>
 Length x Width x Height (m) Length x Width x Height ('-")	<b>1,0 x 1,0 x 0,7</b> <b>3-3 x 3-3 x 2-1</b>
 Protective Surfacing Area acc. to DIN EN 1176 (m) Protective Surfacing Area acc. to ASTM/CSA (m) Protective Surfacing Area acc. to ASTM/CSA ('-")	<b>4,0 x 4,0</b> <b>4,7 x 4,7</b> <b>15-3 x 15-3</b>
 Fall Height acc. to EN 1176 (m) Fall Height acc. to ASTM/CSA ('-")	<b>0,42</b> <b>1-5</b>
 Age	<b>3</b>
 Minimum Space required acc. to DIN EN 1176 (m²) Minimum Space required acc. to ASTM 1487 (ft²)	<b>12,5</b> <b>183</b>
 Number of Foundations	<b>1</b>
 Concrete Volume C20/C25 (m³)	<b>0,7</b>
 Number of skilled Installers required	<b>2</b>
 Installation Time without Foundation	<b>2 hours</b>
 Dimensions of largest Part (m)	<b>1,0 x 1,0 x 0,98</b>
 Weight of heaviest Part (kg)	<b>On request</b>
 Shipping Volume (m³)	<b>1</b>
 Total Weight (kg)	<b>200</b>
 Spare Part Guarantee	<b>Lifelong</b>



Scale 1:100

The dimensions of the equipment and protective surfacing area have been rounded up to one decimal digit.

### Technical Data

Technical changes are reserved. The following text can also be used for tenders.

#### Base Plate:

The base plate made of stainless steel and HDPE has a diameter of  $\varnothing$  0,98 m (3'-3") and is framed by welded stainless steel tubes with a diameter of 60,3 mm (2 3/8") and a wall thickness of 3 mm (1/8").

#### Stand:

The fully encapsulated rubber bearing is firmly integrated in the stainless steel foundation tube.

#### Covering:

The non-skid HDPE plates with a thickness of 19 mm (3/4") are screwed flat on the base plate. The Framworx® aluminium ball with a diameter of  $\varnothing$  250 mm (9 13/16") is sandblasted and powder-coated in colour using a solvent-free epoxy-polyester process. It is also securely closed with a durable EPDM cap.