


# Urban Design

## Beetle.03 Product Specification



Published: August 2021
















### Beetle.03

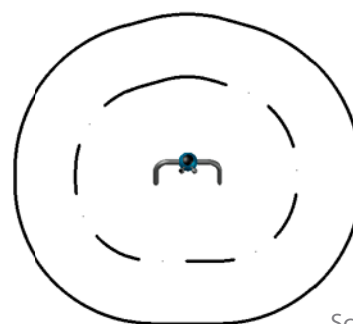
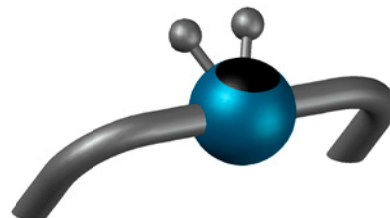
Urban Design Playpoints are climbers or rockers or twisters. They are Playpoints first and foremost, but they are also very nice pieces of public design, and they are sculptural. All URBAN DESIGN Playpoints are high-end engineered units made from high-quality materials like stainless steel with a brushed finish, powder coated recycled aluminum connectors, high density polyethylene (HDPE)

panels and ITR-bearings for maximum safety and durability.

On Beetle.03 you can rock back and forth. The puristic design of the play point leaves plenty of room for imagination and adapts to any environment.

## 90.260.614.3

	Product Family	Urban Design
	Length x Width x Height (m) Length x Width x Height ("")	0,5 x 1,0 x 0,5 1-5 x 3-1 x 1-6
	Protective Surfacing Area acc. to DIN EN 1176 (m) Protective Surfacing Area acc. to ASTM/CSA (m) Protective Surfacing Area acc. to ASTM/CSA ("")	2,5 x 3,0 4,1 x 4,6 13-5 x 15-1
	Fall Height acc. to EN 1176 (m) Fall Height acc. to ASTM/CSA ("")	0,38 1-3
	Age	2-5
	Minimum Space required acc. to DIN EN 1176 (m²) Minimum Space required acc. to ASTM 1487 (ft²)	5.88 163.93
	Number of Foundations	2
	Concrete Volume C20/C25 (ft³)	10.6
	Number of skilled Installers required	2
	Installation Time without Foundation	1 hour
	Dimensions of largest Part ("")	1-5 x 3-1 x 1-6
	Weight of heaviest Part (lbs)	220.5
	Shipping Volume (ft³)	22.3
	Total Weight (lbs)	264.6
	Spare Part Guarantee	Lifelong



Scale 1:100

### Technical Data

Technical changes are reserved. The following text can also be used for tenders.

#### Tube:

The bent tube with a diameter of Ø 3" and a wall thickness of 3/16" is made of stainless steel.

#### Ball:

The Frameworx® aluminum ball with a diameter of Ø 9 13/16" is sandblasted, powder-coated in color using a solvent-free epoxy-polyester-process and securely closed with a durable EPDM cap.

#### Feelers:

The stainless steel feelers are composed of tubes with a diameter of Ø 1 1/8" and balls welded to them with a diameter of Ø 3 1/8".

#### Bearing:

The axle in the Frameworx® aluminum ball is encapsulated and equipped with a special torsion-elastic spring bearing system.