

# Urban Design

## Beetle.01 Product Specification



Published: August 2021






















### Beetle.01

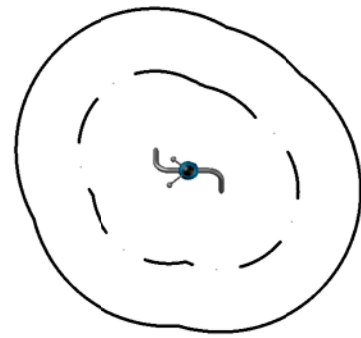
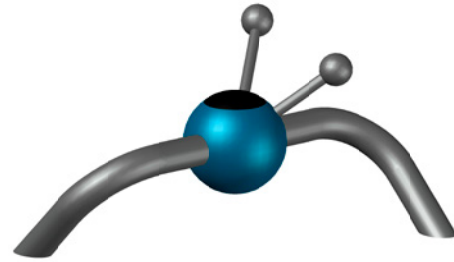
Urban Design Playpoints are climbers or rockers or twisters. They are Playpoints first and foremost, but they are also very nice pieces of public design, and they are sculptural. All URBAN DESIGN Playpoints are high-end engineered units made from high-quality materials like stainless steel with a brushed finish, powder coated recycled aluminium connectors, high density polyethylene (HDPE)

panels and ITR-bearings for maximum safety and durability.

Beetle.01 impresses with its elegant design and technical superiority. A special rubber bearing element prevents a hard stop and thus ensures a smooth rocking experience. Beetle.01 moves quickly to the right and left!

## 90.260.614.1

 Product Family	<b>Urban Design</b>
 Length x Width x Height (m)	<b>0,7 x 1,0 x 0,6</b>
 Length x Width x Height (ft-in)	<b>2-1 x 3-1 x 1-9</b>
 Protective Surfacing Area acc. to DIN EN 1176 (m)	<b>2,7 x 3,0</b>
 Protective Surfacing Area acc. to ASTM/CSA (m)	<b>4,3 x 4,6</b>
 Protective Surfacing Area acc. to ASTM/CSA (ft-in)	<b>14-0 x 15-1</b>
 Fall Height acc. to EN 1176 (m)	<b>0,38</b>
 Fall Height acc. to ASTM/CSA (ft-in)	<b>1-3</b>
 Age	<b>3</b>
 Minimum Space required acc. to DIN EN 1176 (m <sup>2</sup> )	<b>5,83</b>
 Minimum Space required acc. to ASTM 1487 (ft <sup>2</sup> )	<b>163,83</b>
 Number of Foundations	<b>2</b>
 Concrete Volume C20/C25 (m <sup>3</sup> )	<b>0,3</b>
 Number of skilled Installers required	<b>2</b>
 Installation Time without Foundation	<b>1 hour</b>
 Dimensions of largest Part (m)	<b>0,7 x 1,0 x 0,6</b>
 Weight of heaviest Part (kg)	<b>100</b>
 Shipping Volume (m <sup>3</sup> )	<b>0,63</b>
 Total Weight (kg)	<b>120</b>
 Spare Part Guarantee	<b>Lifelong</b>
 Certified acc. to EN 1176	<b>Z2 010256 0299</b>



Scale 1:100

### Technical Data

Technical changes are reserved. The following text can also be used for tenders.

#### Tube:

The bent tube with a diameter of Ø 76,1 mm (3") and a wall thickness of 5 mm (3/16") is made of stainless steel.

#### Ball:

The Frameworx® aluminium ball with a diameter of Ø 250 mm (9 13/16") is sandblasted, powder-coated in colour using a solvent-free epoxy-polyester-process and securely closed with a durable EPDM cap.

#### Feelers:

The stainless steel feelers are composed of tubes with a diameter of Ø 26,9 mm (1 1/16") and balls welded to them with a diameter of Ø 80 mm (3 1/8").

#### Bearing:

The axle in the Frameworx® aluminium ball is encapsulated and equipped with a special torsion-elastic spring bearing system.