

# Twist & Shout

## Twist.01 Product Specification



Published: November 2019






















### Twist.01

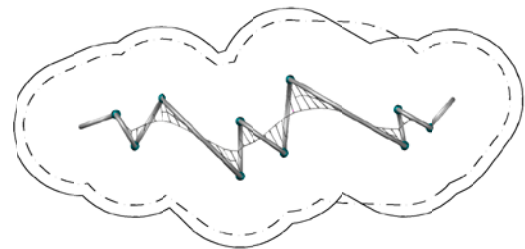
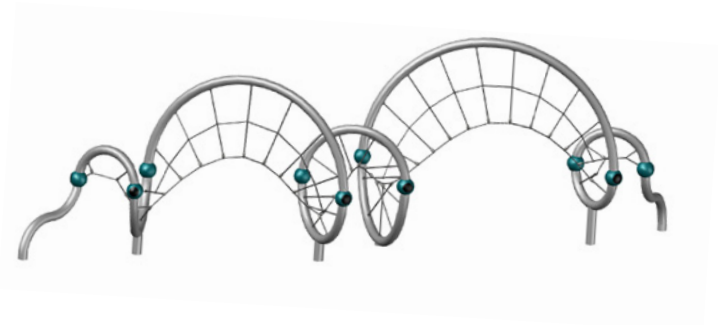
With its helical shape, the product “Twist” adapts to any landscape. Arches of different sizes can be combined at various angles. No matter whether the climbing structure is 5 or 500 m long, the net made of original Berliner U-Rope provides continuous climbing fun for young and old alike on a varied and challenging climbing course. Shout’s steel frames run parallel. Whether they rejoin after

looping or protrude tongue-like into the landscape is left entirely to your own creativity.

Here’s just one of thousands of possibilities for you to design the Twist. 9 m in length, Twist.01 forms a real life obstacle course rising 3 m into the air.

## 90.297.001

 Product Family	<b>Twist &amp; Shout</b>
 Length x Width x Height (m)	<b>2,9 x 10,3 x 3,0</b>
 Length x Width x Height (ft)	<b>9-6 x 33-10 x 9-8</b>
 Protective Surfacing Area acc. to DIN EN 1176 (m)	<b>5,9 x 13,3</b>
 Protective Surfacing Area acc. to ASTM/CSA (m)	<b>6,6 x 14,0</b>
 Protective Surfacing Area acc. to ASTM/CSA (ft)	<b>21-6 x 45-10</b>
 Fall Height acc. to EN 1176 (m)	<b>2,87</b>
 Fall Height acc. to ASTM/CSA (ft)	<b>9-5</b>
 Age	<b>5</b>
 Minimum Space required acc. to DIN EN 1176 (m <sup>2</sup> )	<b>55,2</b>
 Minimum Space required acc. to ASTM 1487 (ft <sup>2</sup> )	<b>692,12</b>
 Number of Foundations	<b>6</b>
 Concrete Volume C20/C25 (m <sup>3</sup> )	<b>6</b>
 Number of skilled Installers required	<b>3</b>
 Installation Time without Foundation	<b>8 hours</b>
 Dimensions of largest Part (m)	<b>4,2 x 2,1 x 0,2</b>
 Weight of heaviest Part (kg)	<b>65</b>
 Shipping Volume (m <sup>3</sup> )	<b>8</b>
 Total Weight (kg)	<b>On request</b>
 Spare Part Guarantee	<b>Lifelong</b>
 Certified acc. to EN 1176	<b>Z2 18 04 10256 273</b>



### Technical Data

The following text can also be used for tenders.

#### Arch-Structure:

Steel pipes Ø 133 mm (5 1/4"), wall thickness 5 mm (3/8"). Anti-corrosion treatment and colour finish: sandblasting, zinc sprayed and solvent-free epoxy-/ polyester-process.

#### Balls:

Framework®-aluminium ball connectors; Ø 250 mm (9 13/16") with enhanced wall thickness of 45 mm (1 3/4"). Anti-corrosion treatment and colour finish: sandblasting and solvent-free epoxy-/ polyester-process, securely closed with durable EPDM-caps.

#### Ropes:

U-Rope®-round strand ropes with galvanised and covered wires; external strands with non-abrasive UV-resistant Polyester-yarn (no Polypropylene), Ø 18 mm (11/16"). Rope crossing points are localised by durable, drop forged aluminium ballknots (no plastic) or with bolted T-Connector-clamps replaceable connected.

#### Charlotte-Connector:

Internal fastening system for single rope endings at the arch tubes. The fixing works without hooks or visible ferrules. Pre-prepared net segments can easily get installed and still stay exchangeable.