

# Spooky Rookies

Roo M.03 Product Specification



Published: November 2019

## Roo.M03

















Spooky Rookies promote physical development. During climbing, sliding and romping in the many different playhouses, toddlers are able to test their skills.

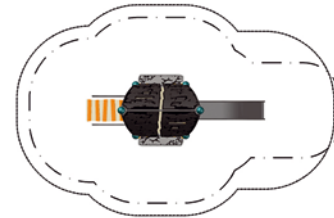
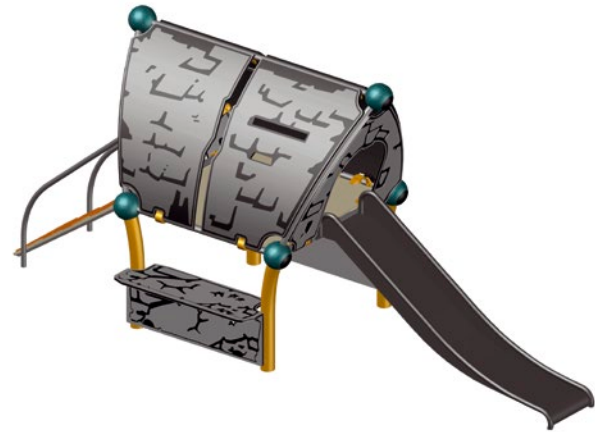
It is possible to combine the playhouses' shape, size and colors.

A stepladder, ramp or slide offer further constructive options.

The large haunted house Roo M.03 comes with ramp and slide in the color combination Erwin. Twin counters beneath the haunted house create another play area.

## 90.295.600.3

	Product Family	<b>Spooky Rookies</b>
	Length x Width x Height (m) Length x Width x Height ("")	<b>1,9 x 4,8 x 2,1</b> <b>6-3 x 15-7 x 6-10</b>
	Protective Surfacing Area acc. to DIN EN 1176 (m) Protective Surfacing Area acc. to ASTM/CSA (m) Protective Surfacing Area acc. to ASTM/CSA ("")	<b>4,9 x 8,3</b> <b>5,6 x 8,4</b> <b>19-3 x 27-7</b>
	Fall Height acc. to EN 1176 (m) Fall Height acc. to ASTM/CSA ("")	<b>0,9</b> <b>3-0</b>
	Age	<b>2-5</b>
	Minimum Space required acc. to DIN EN 1176 (m <sup>2</sup> ) Minimum Space required acc. to ASTM 1487 (ft <sup>2</sup> )	<b>29.32</b> <b>397.19</b>
	Number of Foundations	<b>8</b>
	Concrete Volume C20/C25 (ft <sup>3</sup> )	<b>28.6</b>
	Number of skilled Installers required	<b>2</b>
	Installation Time without Foundation	<b>5 hours</b>
	Dimensions of largest Part ("")	<b>8-6 x 4-3 x 1-11</b>
	Weight of heaviest Part (lbs)	<b>121.25</b>
	Shipping Volume (ft <sup>3</sup> )	<b>Upon Request</b>
	Total Weight (lbs)	<b>Upon Request</b>
	Spare Part Guarantee	<b>Lifelong</b>
	Certified acc. to EN 1176	<b>Nr.: Z2 18 05 10256 275</b>



### Technical Data

The following text can also be used for tenders.

#### Included Products:

- Haunted house
- Ramp
- Slide
- Play-Panel

#### Posts:

Steel pipes Ø 4"; wall thickness 3/16" with a round cast aluminum post top; anti-corrosion treatment and color finish: sandblasting and solvent-free epoxy-/ polyester-process; Cross tubes – stainless steel Frameworx-®tubes, Ø 1 7/8"

#### Balls:

Frameworx-®aluminum ball connectors, Ø 7 7/8"; anti-corrosion treatment and color finish: sandblasting and solvent-free epoxy-/ polyester-process; securely closed with durable EPDM-caps

#### Panels:

HDPE-panel (roof and walls), thickness 3/4"; panel connected to steel pipes (for more details, see posts) with cast aluminum panel clamps; non-skid HPL-panel (bottom and ramp), thickness 3/4", except bent side panels with a thickness of 25/64".

#### Connections:

Number of mechanical components as less as possible; all bolts and nuts exposing permanently to the weather consist of stainless steel.

#### Ramp:

HDPE-panel (roof and walls), thickness 3/4"; panel connected to steel pipes (for more details, see posts) with cast aluminum panel clamps; non-skid HPL-panel (bottom and ramp), thickness 3/4"

#### Slide:

Rectangular stainless steel slide, narrow type width 1'-6 1/8"; side profile with stainless steel split tubes (smoothed and polished); access height 2'-11 7/16"