



  
**Berliner**  
Play equipment for life






This page acts as a quick reference guide to the various rope and steel colors. Simply open the flap.

Details of the product photos, technical plan views, and 3D renderings may vary from the descriptions provided. All data is subject to technical changes and misprints.




### Colors of Ropes for 5/8" and 3/4"



### HDPE Panels 3/8" and 3/4"



### HDPE Panels Color Mix 3/4"



### Matte Colors of Tubes and Posts



### Glossy Colors of Tubes and Posts



### Technical Specifications

## Product Name

### Item Number

	(m) (")	<b>Dimensions</b> (l x w x h)
	EN 1176 (m) ASTM/CSA (m) ASTM/CSA (")	<b>Minimum Space Required</b>
	EN 1176 (m) ASTM/CSA (")	<b>Max. Fall Height</b>
		<b>Recommended Age Group</b>
		<b>Location of Playground</b>



All technical data may differ, depending on the selected surface, the landscaping or installation depth. The safety zone defined by us may be larger than required by the standard.

The dimensions of the equipment and protective surfacing area have been rounded up.



Most plan views within the catalog are shown with a scale of 1:200. The minimal area zones comply with the ASTM 1487 and EN 1176 standard. Please note: to ensure compliance with a specific country, the corresponding standards must be referred to.

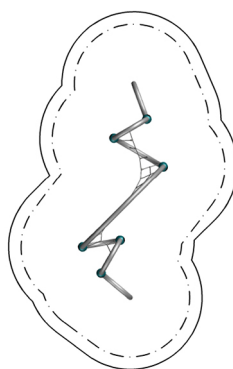
Datasheets and AutoCAD-drawings are available as downloads on our webpage.

**Technical Support:**  
+ 1 864 527 6263

**Sales Hotline:**  
+ 1 864 627 1092

[info@berliner-playequipment.com](mailto:info@berliner-playequipment.com)  
[www.berliner-playequipment.com](http://www.berliner-playequipment.com)

*If you have any further Questions or Requests, do not hesitate to contact us.*









World of Ideas

Our various ranges of play equipment complement each other, while sending children's hearts racing. We aim for our impressive playground landscapes to stimulate and inspire you!





Playhouses

From the soaring stature of Greenville Triitopia, Towers & Triis to Spooky Rookies, cute and fun places for small children: our playhouses create spaces for children to play, seek refuge as well as enjoy role play games. With Woodville, we present wooden playhouses for the first time. With our new LevelUp play equipment, the traditional playground idea of towers and platforms is supplemented by innovative add-on components and inclusive play elements.



Playpoints

Swings, hammocks, carousels, and cable rides are just a few of our highly functional play components. These pieces of equipment not only improve the appearance of playgrounds, but also pedestrian zones. Our interactive Satellights are a new addition.



Rope Play Equipment

A rope climbing net – our company specialty for over 50 years – serves as the perfect basis for all types of climbing equipment. Climbing in three-dimensional nets both excites and challenges children, fostering their spatial imagination as well as their psychomotor abilities. The low rope courses offer plenty of space for climbing, swinging and dangling, chatting and relaxing. Through individual planning, any area can be transformed into a net landscape.

Play Sculptures

Our play sculptures are particularly popular with architects and designers. Not only are they great fun to play on, but they are also small-scale works of art that can be designed on an all but individual basis.

Combinations and Special Projects

We have many years of experience catering to individual wishes: whether it's creating your own unique climbing landscape by selecting from our product groups or bringing your own ideas to us. Let's create something new!

Specialist Knowledge

<b>Berliner Play Equipment for Life</b> ..... 22	<b>Berliner Technology &amp; Design</b> ..... 26
Our over 50 years of experience and our Berliner Creative Center.	Highest quality materials ensure our play equipment is durable.
<b>Berliner Sustainability</b> ..... 38	<b>Berliner Maintenance &amp; Service</b> ..... 23
What do we and our play equipment do for the environment?	For the entire lifespan of our equipment: we're there for you.
<b>The Inclusive Playground</b> ..... 32	<b>Great Fun for small Children</b> ..... 36
Inclusive playgrounds are play spaces for all!	Challenging and encouraging toddlers with adapted play equipment.
<b>Have Fun while playing safe</b> ..... 40	<b>Leaves</b> ..... 78
Advantages of risky play on a safe playground.	A cool addition to our play equipment.





Ludwig-Lessner-Park,  
Berlin



**210**  
Individual  
Low Rope Courses  
with Terranos &  
Terranova



**58**  
Customized  
Design Elements  
available for  
Tritopia,  
Greenville



**59**  
A huge three-  
dimensional Net  
inside a magical  
twisted Tower –  
that's Tritopia!



**246**  
HodgePodge



**294**  
Play Equipment  
for small Children,  
HodgePodge





**378**  
Városliget,  
Budapest

**54**  
Combine excessive  
Climbing Fun and  
Sliding with our  
huge Towers,  
Greenville

**93**  
Perfect Challenge  
for small Mountain  
Climbers:  
our PentaBoo,  
Greenville

**374**  
Individualization  
down to the  
smallest Detail,  
Custom-made

**141**  
A huge three-  
dimensional Net  
inside the Balloon  
fascinates all  
Children,  
Custom-made

**210**  
Endless  
Climbing Fun with  
our Terranos &  
Terranova





**93**  
Combination of  
Playhouse and  
Spatial Net Structure:  
PentaBoo



**242**  
Different Net  
Tunnels and  
Bridges  
available

**354**  
Jungle  
Playground,  
Monheim



Various  
Themes  
possible



**246**  
New Play-  
points from  
HodgePodge



**210**  
Create your  
individual  
Low Rope Course  
with Terranos &  
Terranova





**222**  
Chilling  
on Rubber  
Membranes



**320**  
Shout.08



**294**  
Sand  
Workshop

**347**  
Cosmodrome,  
Genk



**160**  
Duck Jibe



**263**  
VIP Swing



**258**  
Discover our  
Nest Swings





**116**  
Playhouses for  
small Kids,  
Spooky Rookie



**102**  
Wooden  
Playhouses from  
Woodville

Dierhagener  
Straße,  
Berlin



**272**  
Seesaws,  
HodgePodge



**114**  
Different  
Add-on  
Components  
available





**364**  
Children's  
Museum,  
Greensboro

**188**  
Customized  
Add-on  
Components  
available

**222**  
Chessboard  
Cube

**293**  
Wasp's Nest

**242**  
Wide Range  
of Bridges

Slides  
available in  
both Plastic  
and Stainless  
Steel





**388**  
Europe's longest  
Playground  
Structure:  
Aventura,  
Medebach



**65**  
Creating  
Trii House  
Villages



**81**  
Towers



**260**  
Bowl Swing



Broad Range of  
Colors for Ropes,  
Posts and Panels




**66**  
Trii1.01





**251**  
Discover  
our various  
Swings



**173**  
Univers  
Rope Play,  
Classics

Freiheitsweg,  
Berlin

Slides  
available  
in both Plastic  
and Stainless  
Steel



**306**  
Twist &  
Shout



**116**  
Spooky  
Rookies





**246**  
HodgePodge:  
Carousels and  
other Playpoints



**54**  
Greenville



**292**  
Speedway,  
HodgePodge

Breitkopf-  
becken,  
Berlin



**210**  
Terranos &  
Terranova



Multiple Add-on  
Components for  
all Products





*"Our comprehensive service accompanies you across all stages of development of your individual playground."*

# Berliner Play Equipment for Life

## From the first Rope Play Equipment to the Full-Service Provider

The first steps towards Berliner Seilfabrik were made in 1865, when a factory producing ropes for the Berlin elevator industry was founded. The quality of the Berliner ropes gained a worldwide reputation. In the early 70s, the company created the first spatial net climbing structure and began the world's first production of rope play equipment. However, the rope play equipment division initially remained very small and played a minor role as a side-line business. But even then, Karl Köhler who joined the company as a plant engineer in the late 70s worked with great enthusiasm on the further development and production of playground equipment. When the Bavarian parent company moved out of West Berlin and intended to give up its production facilities in 1995, Karl Köhler, then already Managing Director of Berliner Seilfabrik, seized the opportunity and took over the traditional rope factory in a management buyout. Since then,

Berliner Seilfabrik has been developing and producing exclusively playground equipment and has made a name for itself worldwide. As the US developed into an important sales market, his son David Köhler spent a year there in 2009 with two colleagues and established a subsidiary in Greenville, South Carolina.

Today, Berliner Seilfabrik is an international play equipment manufacturer and a full-service provider with around 150 employees, a subsidiary in the USA, and a strong partner network across the globe. Children can climb and play on Berliner structures across 56 countries. Our family-owned company, based in Berlin's Reinickendorf district, is already being run by the second generation of the Köhler family with the utmost dedication and commitment. We are proud to be one of the world's leading and recognized manufacturers of playground equipment, producing high-quality, unique, modern, and versatile play structures with high play value in Berlin, while continuing to grow through constant development and innovation of our products.

## Over 50 Years of Experience in Playground Equipment

Our claim "Play equipment for life" means a lot to us. It defines the way we work and construct playgrounds. In our over 50 years of experience in playground equipment, we have built up an extensive product range with creative ideas and industry expertise. We offer unforgettable, fascinating designs for all types of play, whether indoors or outdoors. Sensory play elements form essential neural connections in the human brain. Therefore, we make sure that our play equipment consists of different surfaces as well as reacting materials. By using materials such as rope, rubber belt membranes, metal or wood, the children learn to perceive their surroundings consciously.

Our play equipment is durable, safe, 100 % made in Germany, and built to last for generations. We pay special attention to the sustainability of our materials and and thus the created products. You can find out more about this on pages 38–39.

National and international patents of most of our products are proof of our individuality and technical edge. The broad expertise of our company is highly appreciated worldwide. We are permanent and active members of the German, European and American Standards Committee for sports and leisure equipment.

As an innovative full-service provider for playgrounds, we accompany you throughout the entire project and across all development stages of your individual playground: from the initial planning to the maintenance of the completed structure. Due to our own in-house production and the wide range of our play equipment, along with the extensive services, we offer you top quality and maximum flexibility in the implementation of your wishes.

## Berliner Creative Center

One of our greatest competitive advantages lies in the development of customized playgrounds. Whether it's an Australian bottle tree, a hot air balloon based on a work of art or the longest climbing structure – our Berliner Creative Center fulfils every architectural wish. Architects, designers, landscape planners, and engineers design customized and one-of-a-kind play sculptures, create new shapes and implement customers' wishes. This results in distinctive play landscapes which encompass customers' ideas with optimal safety and maximum play value.

To help you visualize your ideas and find the perfect design for your playground together, our creative professionals produce high-quality three-dimensional renderings before the construction phase. Even our standard products can be customized according to individual wishes and adapted to the geographical environment. Let your imagination run wild!

In addition to the Berliner Creative Center, which is based in Berlin at the headquarters where also production, construction, management

and other manufacturing and administrative divisions are located, there is a planning and design department exclusively for the American market at our subsidiary in Greenville, South Carolina. Our playground equipment has already won several Red Dot Design Awards and the German Design Award.

## Maintenance & Service

All Berliner Seilfabrik equipment requires little maintenance and involves virtually no follow up costs. Thanks to its robust construction, the equipment is extremely durable. Therefore, we guarantee our products for a period of up to 15 years.

High-quality cars must be inspected regularly, the same applies to high-quality play equipment in order to guarantee ongoing safety. For this purpose, our staff and authorized retailers are trained in the specific maintenance requirements of our equipment. Our economical maintenance contract guarantees the durability of our equipment and the safety of children, according to the ASTM Safety Standard.

Proper installation and maintenance are conducted by our trained staff or an authorized dealer. If required, we are more than glad to assist you with self-mounting. If any problems arise, we will find the solution.

**Installation Hotline:**  
**+ 1 864 627 1092**









# Berliner Neighborhood



## Legend

-  **Plant 1 – Rope Production, Rope Assembly**  
Lengeder Straße 2/4, 13407 Berlin
-  **Plant 2 – Powder Coating, Packaging**  
Flottenstraße 14, 13407 Berlin
-  **Plant 3 – Steel Construction, Mechanical Engineering**  
Roedernallee 8, 13407 Berlin
-  **Berliner Playground**

The Berliner Creative Center, with planning, design and development, the administrative areas, such as purchasing, sales, controlling and marketing, as well as quality management and the management are also located in Plants 1 and 3.



# Berliner Technology & Design

*"Our spare part guarantee ensures the durability of all play equipment, even after 50 years."*

All of our play equipment has one thing in common: through the combination of careful material selection and the right dimensions of all components, we reach a high loading capacity throughout our product range. All load bearing elements of our Frameworkx system are corrosion resistant. They are either coated using the two-layer epoxy-polyester process, like the tubes, or made of aluminum, like the nodes and clamps for rope and panels. The ropes have been manufactured using materials with proven durability under extreme weather conditions and high play frequency.

The repeated awarding of the Red Dot Design Award as well as the German Design Award to our play equipment is proof of our high standards in design as well as functionality.

All standard structures manufactured by Berliner Seilfabrik has a certificate and is branded with the TÜV Mark label. The relevant standards, EN 1176, ASTM F1487 and CSA Z614 have been adhered to and guarantee maximum safety.

Even the toughest equipment shows wear and tear after years of use. This however, is no limitation of Berliner Seilfabrik equipment. We are able to replace the oldest of net structures, even the first from 1971. Our lifetime spare parts guarantee ensures that even after 50 years, our play equipment remains attractive for the children.

## Cloverleaf Ring

It is a jewel, though more useful: Because of its elaborate shape, the Cloverleaf Ring connects ropes at their crossing points, without sharp edges or entrapments. For maintenance it makes the replacement of individual rope strands a simple task.

The Cloverleaf Ring is made in a forging die. Thus, the aluminum fiber course is optimized and the ring extremely long-lasting. The Cloverleaf Ring represents our ingenuity like hardly any other element.

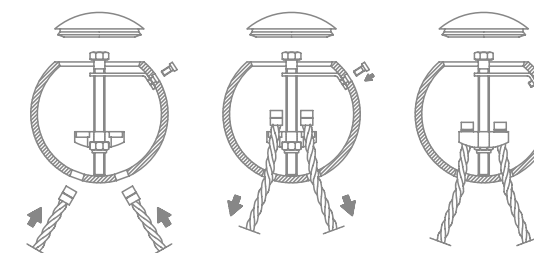


## Ball Connector

It has always been our aim to create our sophisticated products under the main constraints of design and safety, without compromising function and stability. Hence, in early 2002 we introduced a new tensioning mechanism, AstemTT®.

The spatial net tensioning system lies within an aluminum ball, made of 85 % recycled material, sealed with a durable hard rubber cap. The Ball Connector is sandblasted and solventfree powder-coated, protecting against corrosion. After a successful trial period we have adopted this rope tensioning technology as a standard for our three-dimensional play equipment.


*"In order to ensure the children's safety during free play on our structures."*



Aside from the intelligent mechanism and harmonious integration into the Frameworkx structure, AstemTT® simplifies installation. The spatial net can be tensioned evenly across the entire structure. Furthermore, all tensioning mechanisms are contained within the closed sphere, making them inaccessible for users.

In order to ensure the children's safety during free play on our structures, all technical connection elements have been banned from the play zone. Our patented tensioning system contains eyelets, loops, thimbles and hooks inside the aluminum sphere.

It goes without saying, that thanks to our tensioning system the net can be tensioned particularly easily and evenly.












"We are proud to produce our special U-Rope for playground equipment in our own rope factory."

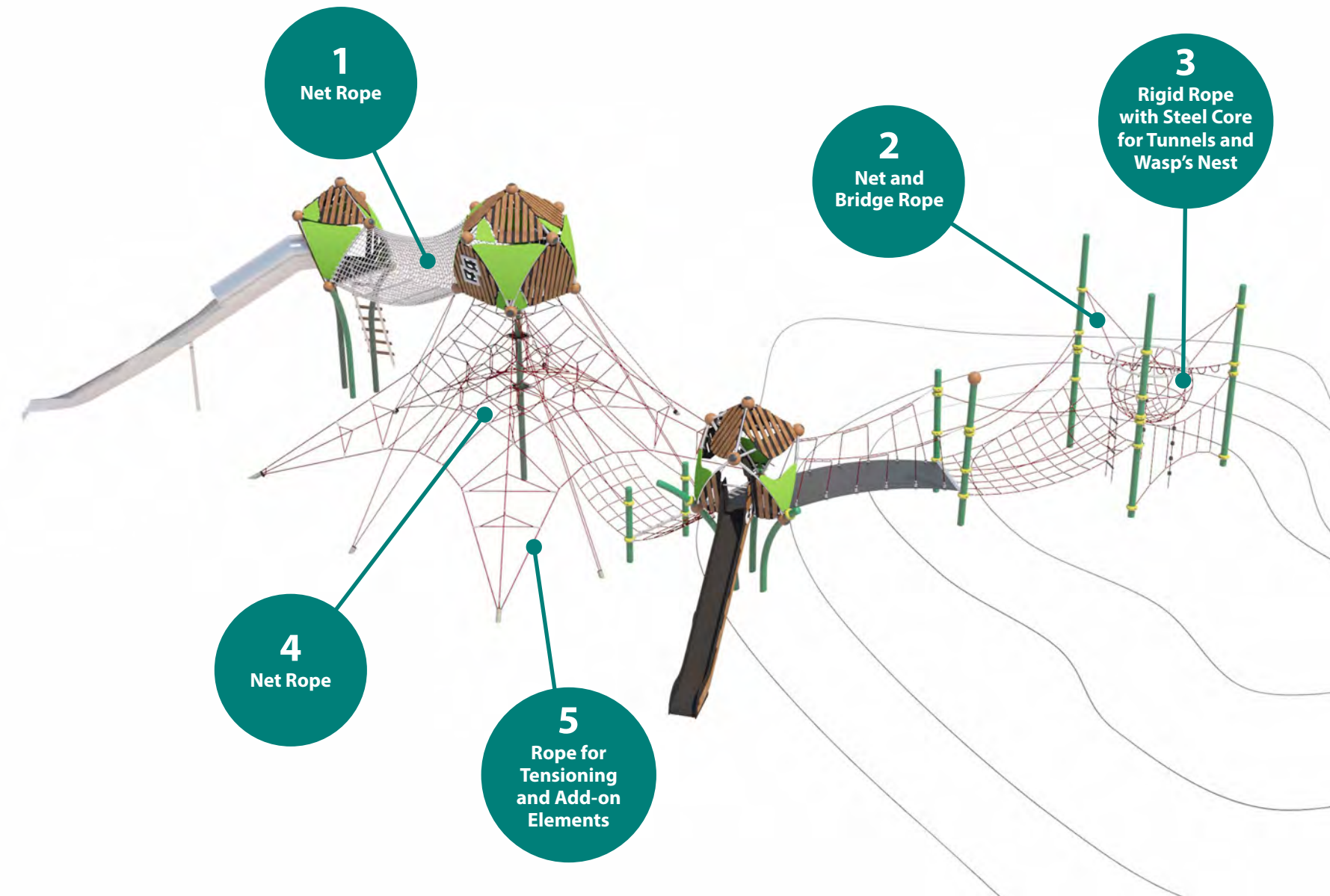
# Berliner Ropes

In 1834 the steel cable was invented. The roots of the Berliner Seilfabrik company also go back a long way with the start of the industrial production of steel cables in 1865. We are proud, against the background of this tradition, to produce our special U-Rope ropes for playground equipment in our own rope factory. This ensures that the quality and technical specification of the ropes always meet our high standards.

The direct influence on this own manufacturing process enables us to be as **flexible as possible** and to respond to our customers' wishes. An extensive range of diameters, metallic cross-sections, and **color variations** characterizes our portfolio. We have the right rope for a wide variety of applications and loads. The sheathing of the individual outer strands with polyester yarns in **carpet yarn quality** ensures **high abrasion resistance and color fidelity**. The wire quality used complies with EN 10264, galvanized with a strength of 1770 N/mm<sup>2</sup>. For ropes in the direct grip area, we mainly use four-strand ropes, which are based on the structure of fiber ropes. The resulting coarse surface structure ensures a **high grip**.

Constant quality is important to us. It is the **63 revolutions per minute** (63 rpm) at which our machines operate that provides the perfect speed at which the best compaction of the applied strands can be achieved for a **strong rope**.

- 1  **16 STAN 4 PES SE**  
Net Rope  
Ø 16 mm
- 2  **16 RAND 4 PES SE**  
Net and Bridge Rope  
Ø 16 mm
- 3  **16 FEDER 4 PES**  
Rigid Rope with Steel Core for Tunnels and Wasp's Nest  
Ø 16 mm
- 4  **18 SPRN 6 PES SE**  
Net Rope  
Ø 18 mm
- 5  **20 SPRN 6 PES SE**  
Rope for Tensioning and Add-on Elements  
Ø 20 mm








*"Since we produce everything at one location, we are very flexible in planning and the color design."*

# Berliner Materials

With a team of around 150 employees, we manufacture complete playgrounds. High-quality materials and first-class processing make our playground equipment robust and long-lasting. This protects the children and the environment, saving resources and follow-up costs. The steel we use consists of 70 percent recycled material, and the aluminum is even 80 percent of recycled material. Our entire production takes place without PVC. We feed any excess material into the recycling loop.

Our powder coating process is solvent-free and all our products meet and exceed the regulations for lead in paint, lead in substrate and phthalates. Everything is produced at the Berlin location: from rope production with specially developed machines to the assembly and processing of the ropes into spatial nets and planar nets for various climbing structures, as well as steel construction and the design and production of entire playhouses and the related processing of bamboo, wood, and HDPE.



### Rope

Our rope comes from our own rope production with machines specially developed for this purpose. This ensures that the quality and technical specification of the ropes always meet our high standards. Therefore, we can offer our customers an extensive range of diameters, metallic cross-sections and color variations and always have the right rope for a wide range of applications. In the rope assembly department, our employees create spatial and planar nets by hand, using single rope strands.



### Bamboo

For the panels of the playhouses of our Greenville product group, we use bamboo panels. Since bamboo is not wood, but a grass, it grows back again quickly after harvesting. The carbon footprint of bamboo is therefore remarkable, because it can grow up to more than 3 feet a day. In addition, bamboo is very strong and durable, which makes it ideal for further processing.




### Powder Coating

At our in-house powder coating process, we coat a wide range of connecting elements made of aluminum and pipes, mainly made of black steel, up to a length of over 26 feet and a weight of over 440 pounds. This also includes our AstemTT® system ball or Terranos-Clamps, which are given their desired color after the sandblasting process. This is why we are also flexible in the processing of steel and aluminum and can respond individually to the wishes of our customers in terms of color.



### Steel

For our playground equipment, we use tubes made of stainless steel or black steel. To avoid contamination of the stainless steel during processing, the stainless steel and black steel areas are kept separate. In our bending machines we can bend steel tubes with a diameter of up to over 5 inches. The stainless steel tubes are mostly left natural. The black steel pipes are galvanized or sandblasted and can afterwards undergo our powder coating process.



### HDPE


For the processing of HDPE, we can mill the panels in-house to any shape according to the customer's wishes and thus build e.g., theme-specific Terranos or Triitopia structures. In addition, HDPE panels are also used for our Greenville, Spooky Rookie and LevelUp series as a base and allow us to use the bamboo, wooden panels and perforated panels as cladding for the houses and platform structures. The HDPE panels can also be found in numerous other places of our play equipment, such as on the windows and doors of our playhouses.



### Aluminum

Our connecting elements are made of aluminum and we can carry out the individual drillings ourselves. The patented AstemTT® tensioning system is a vital component of our spatial nets, as it represents a link between the pipes and the rope. The Terranos-Clamps are mainly used in our low rope courses and enable us to attach ropes to the posts. Since we drill the holes for our connecting elements ourselves, we are very flexible in the planning and construction of our play equipment.





*“Designing an inclusive playground means creating places where the openness, curiosity, and impartiality of children – with or without impairments – are abundant and full of cooperation and togetherness.”*

# The Inclusive Playground



In 1990, the United States adopted the Americans with Disabilities Act (ADA). This law is a milestone, protecting people with disabilities from discrimination. It includes, among other criteria, protected areas for workers and public transport, but also public squares, parks, and playgrounds. It is a valuable law, protecting our human rights. The ADA changed something – in the minds, on the streets and in parks, but also in the design of individual play equipment. But what does it mean in detail when we say that a playground is accessible and what should you consider when you want to design an inclusive play area?

All new and renovated parks must have an accessible path leading to the playground. All play equipment of a certain size must have transfer stations installed. These stations enable a child to move, or transfer from his or her wheelchair on to the play structure, providing an easy climbing challenge, so the child is enabled to reach other play functions such as a slide. Another aspect of the law regulates the number of play activities that are up high and the number that are at ground level.

## Designing an Inclusive Playground

Creating the ideal inclusive play space requires a wide range of play and usage options. When planning, you need to take into account all types of abilities, physical and mental, as well as developmental.

- 1 The space should enable different sensory experiences and provide motor challenges in different gradations. This way, your design will address as many different capabilities as possible.
- 2 Offer opportunities for users of all ages and sizes to pursue and build on their personal interests, skills, and strengths.
- 3 Enable children to embrace and experience their commonalities and differences as autonomously as possible and in close proximity.

This way, a playground can be a meeting place, where people – children and their parents or caregivers – can learn from and with each other. Side by side, they compensate for or overcome social and structural barriers. The planning and design process should address as many abilities as possible in addition to children using wheelchairs. It's not about “levelling down”, nor is it necessary to remove every sandbox so that a child with limited mobility doesn't notice that he or she cannot run. The opportunities of one child often present barriers to another. For example, a pull-up bar, accessible for a child in a wheelchair, can represent a barrier for a child who is visually impaired. Since the bar cannot be sensed with the child's white cane, there might be a change in the floor structure to mark this activity. Or a sensory pathway with different floor coverings – a fun experience for a child who is visually impaired – can create a barrier for those in wheelchairs, overcome by taking a different path. Designing a play space to be inclusive means considering unique needs. Barrier-free components can be part of an inclusive playground design, offering challenges and a more robust play experience.


Designing an inclusive playground means creating places where the openness, curiosity, and impartiality of children – with or without disabilities – are abundant and full of cooperation and togetherness. Creating an environment that considers human dignity doesn't mean finding the lowest possible denominator. Rather, it means enabling the potential of a society in its entirety to experience and benefit from being inclusive. This is a rewarding challenge.



**Maria Feske** is a psychologist, B.S. Furthermore, she is a nationally certified Occupational Therapist with many years of experience in working with children and adults with disabilities. Maria Feske is head of the day care department for people with disabilities of a charitable institution in Berlin. She is the mother of an eleven-year-old child. As a consultant for Berliner Seilfabrik, she and the team located in Berlin design playground concepts that are up to such special challenges.



photos: oikotie



Learn more in **“The Inclusive Playground – A Rewarding Challenge”**, a handbook to inclusive play spaces, appearing in collaboration with Maria Feske. It provides resources and guidelines on how to create inclusive playgrounds.

Read the handbook online:





Solutions for your Inclusive Playground

Playgrounds are places of joy, laughter, encounters, and friendly togetherness. It's where children can make discoveries and get exciting experiences promoting their physical, intellectual, and social skills while shaping their childhood. Playgrounds are magical worlds of adventure where there should be no limits to imagination. Unfortunately, not all children have the chance

to access playgrounds or to play together with other children. As a manufacturer of play equipment, we have set a goal for ourselves to develop as many varied solutions as possible for inclusive play spaces and thereby enabling all children – with and without impairments – to play together in diverse ways.



LevelUp



Playhouses



Spooky Rookies



Playpanels



DNA Towers



Polygodes



Spatial Net Structures



Low Rope Course



Nest Swings



Rotating Play Structures



Shout



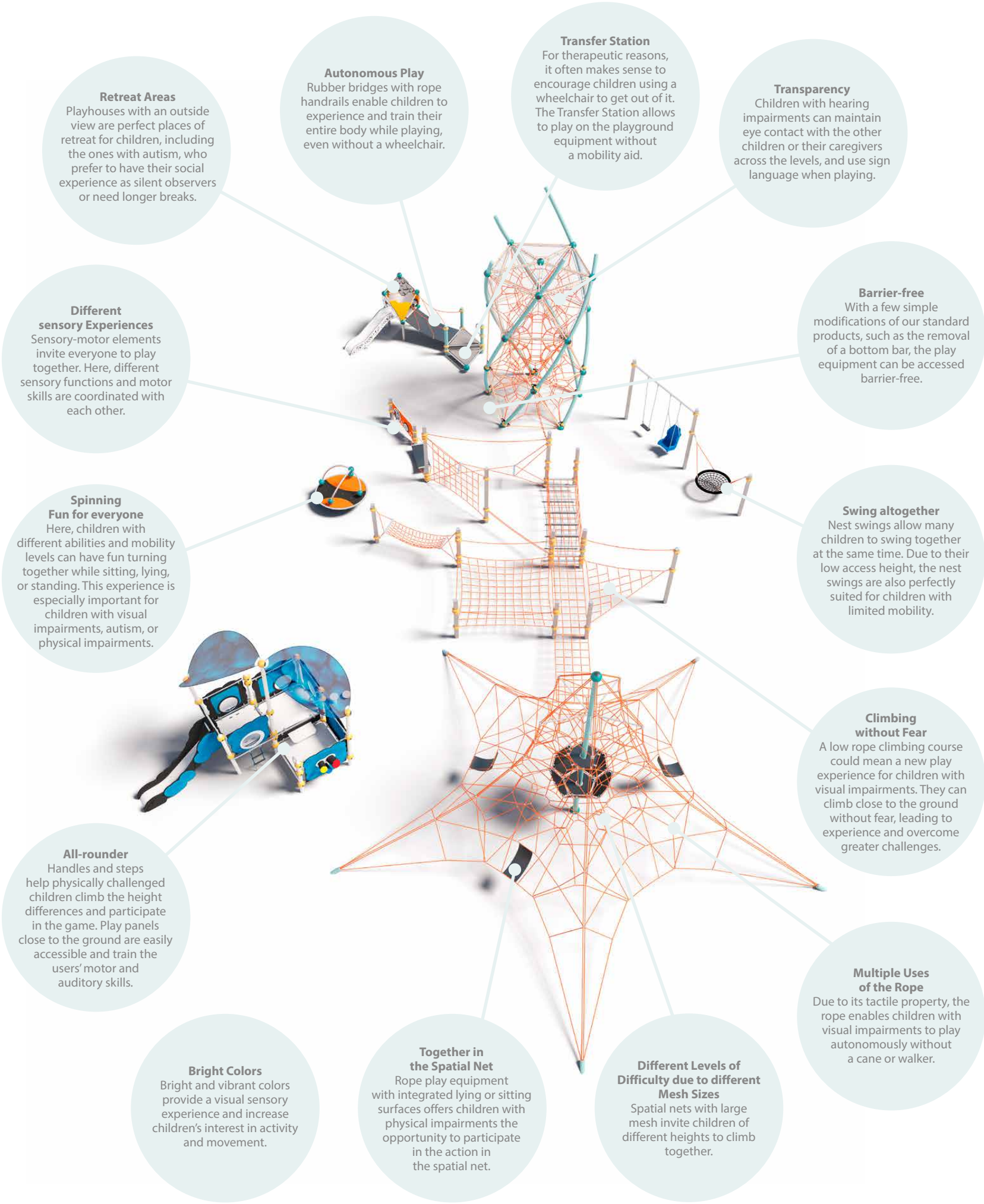
Geos

You have a very specific play structure in mind and haven't found it on our pages yet?

No problem!  
The teams of our Berliner Creative Center in Berlin and Greenville, SC develop unique play equipment according to individual wishes and needs. Just get in touch with us!



Discover the inclusive Potential of our Play Equipment and build your own Inclusive Playground!





# Great Fun for small Children

Early motor and psychomotor development are important for children later in life. With this in mind, it's important to nurture and challenge children from the earliest age. That's why we launched our Spooky Rookies product group in 2016, which is particularly aimed at younger toddlers. We developed small playhouses that are specially adapted to their needs. Here, the first climbing attempts can be made, and the world can be experienced haptically in a new way. In the meantime, our range of products also includes the Wonderwalls. Between four walls, which are fanned out around a central post in imaginative themed designs, each of the play units creates several play worlds, which are connected to each other by windows and passages. A multitude of products from our other product groups also offer nursery children tons of fun as well as many opportunities to develop.

It's important to create a safe and comprehensive range of play possibilities for this age group, so they can improve their social and motor skills. Classic playground activities such as using the swing or slide are just as popular as opportunities to acquire everyday skills in role play. Because even simple elements give the little ones the chance to try things out here and there and to develop new skills.

Having mastered one step of their development, children are keen to move straight onto the next challenge. It's exciting for young children learning to walk up and down ramps, master narrow walkways, or walk on uneven floors.

In the case of sliding, it should be possible for them to reach the slide on their own. As for climbing there, it would be beneficial to provide various levels of difficulty. Nets, ladders, ramps or even steps offer a wide variety. In addition, closer observation shows that ascent or descent can in itself be their goal.

Bridges with rubber membranes or small-meshed nets are very popular and train the balance for the next developmental step – whether it's standing, running, hopping, or even riding a bicycle.

Small nets offer the chance to gain initial experience in climbing in three-dimensional space. This also offers opportunity to meet another need at the same time. Children want to be high up! They enjoy the view or the overview. Here, everything is as beautiful as on daddy's arm and you are finally taller than your older sibling.

294  
Sand  
Workshop



In our brochure **"Youngest Play Big"** we have summarized play equipment for you, which is suitable for the motoric and psychomotor development of toddlers. If you have any questions on this topic, you can contact us at any time.

Read the brochure online:



120  
Wonder-  
walls

258  
Nest  
Swings




250  
Swings




*"Small rope nets allow young children to gain their first experience of climbing in three dimensions."*




# Berliner Sustainability




**Our Woodville range** of wood and steel lasts longer than traditional wooden playground equipment, because the vulnerable parts are protected by constructive solutions from environmental influences.




Human-powered interactive play




**CERTIFICATE**  
Certification according to ISO 14001



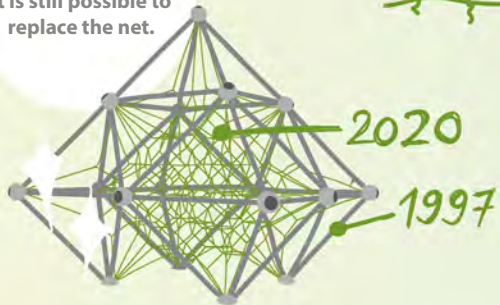
Our steel is made of 70 % recycled material.



Our aluminum is made of 85 % recycled material.




Lifelong spare part guarantee




Even after 50 years, it is still possible to replace the net.

2020  
1997




**Cloverleaf Ring** ensures replacement of individual rope strands




Oldest equipment of 50 years in a Berlin day-care center

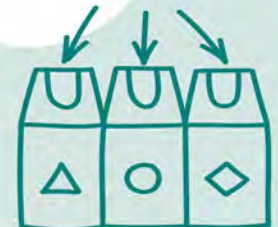
Bamboo is a grass and grows back quickly after harvesting. That is why we use bamboo panels in our Greenville range.




No use of PVC in our production



Solvent-free powder coating process




Stainless Steel, Black Steel, Aluminum, HDPE and Paper – all our scrap is fed into the recycling circle




6190 ft<sup>2</sup>


**Green Roof** stores water, filters dust and noise and compensates for temperature differences




**LED-drying** ensures 80 % lower energy consumption compared to conventional offset printing, no heat emission and ozone emission to the environment




The printing machine is manufactured 100 % with zero carbon emissions.



All promotional brochures available digitally




Saving of transportation routes by printing in the neighborhood




8525 ft<sup>2</sup>

**Flat Roof** keeps rainwater back from the sewage system and provides similar advantages to a green roof.



Demand-oriented production of flyers and brochures



Our catalogs are printed climate neutral with an environmentally friendly LED-UV-printing process.



"The risk is that there is 'no risk'."

# Have Fun while playing safe

## Places to learn and grow

"That's pretty high up here! Can I do it? Do I dare?" In those moments at the playground, when children ask themselves such questions, they learn to recognize and cope with hazards. These learning processes are essential for children later in life. Whether at the wheel of a car, on the slopes on a skiing holiday, or the ladder at work – every day, we encounter risks requiring the adequate self-assessment. Therefore, mastering new challenges and taking personal responsibility should be learned at an early age. The playground is the perfect place for it.

The European Safety Standard DIN EN 1176 and the American Standard ASTM specify requirements for playground equipment that are intended to protect children from unpredictable, unforeseeable hazards and accidents with disabling or fatal consequences. At the same time, the standards acknowledge a certain level of risk by stating that "risk-taking is an essential feature of play provision" and play provision should aim at offering children "the chance to encounter acceptable risks as part of a stimulating, challenging and controlled learning environment." On the other hand, overprotectiveness can lead to playgrounds completely losing their learning function.

Since the standards came into existence, serious accidents on European and American children's playgrounds have become extremely rare. As a member of the Standards Committees, Berliner Seilfabrik participated in shaping the standard in the field of the spatial net due to its expertise. The following three essential findings are of particular importance:



- 1 The playing child has at least three safety points on the equipment to move forward.
- 2 Involuntary falls through are not possible with a suitable mesh size.
- 3 With play equipment that narrows towards the top, you always fall vertically either internally into the next net section or from the most outer part of the climbing structure to the safety surfacing below.



## The Benefits of risky Play

Challenges and risky experiences during play are extremely important for children's development. Here, children acquire their skills and competencies that prepare them for adulthood.

Ellen Sandseter, an associate professor at Queen Maud University, claims that risky play is appropriate and perfectly normal for a child's development due to the anti-phobic effect. If children don't have the opportunity to play risky games, they will never get an experience in handling anxiety-provoking situations: "Fear caused by maturational and age relevant natural inhibition is reduced as the child experiences a motivating thrilling activation, while learning to master age adequate challenges."

*"Hindering children from partaking in age adequate risky play may result in increases in neuroticism and phobias in adulthood."*

If children lack risky experiences, there is a chance they will grow up anxious and unprepared for real life. According to the Norwegian psychologist, it would be much worse than a broken arm, a bruise, or a brain concussion.

Children cope with increasingly hazardous situations step by step and thereby gain risk competence, self-confidence, and the ability to face and navigate difficulties. Risky play also promotes social behavior. For example, children help each other out when the climbing gets difficult by giving the climbers clues about their next moves. In addition, risky playgrounds encourage children to be more active, compared to monotonous playscapes that are less stimulating for physical activity.

With play equipment that looks challenging, certain risks can be easily recognized. As a result, users are deliberately more cautious. If children overcome the obstacle too quickly, they start looking for the next challenge. Then adjacent rooftops or construction sites, offering more thrills but posing greater dangers at the same time, draw their attention. David Ball, professor of risk management at Middlesex University in London, states that too many safety measures prevent older children from going wild on playgrounds. They look for more dangerous places or abandon healthy exercises altogether. Thus, effective protection against serious accidents is not about eliminating risks but making them visible. "The risk is that there is 'no risk'," sums up Anita Bundy from the University of Sydney.

We strive for an optimal balance between safety and age appropriate, predictable risks for these reasons. Therefore, playgrounds turn into places of learning where children learn how to spot and control dangers, master stressful situations, and take personal responsibility. It is the only way for children to prepare for the great adventure of life.







# LevelUp

Tradition and innovation –  
the old established idea of towers and platforms redefined.







# Basics

## LevelUp



With LevelUp, the traditional idea of towers and platforms is supplemented by innovative add-on components and inclusive play elements. The well-known playground concept in innovative design combines technical finesse with high-quality standards and offers every playground planner unexpected possibilities with integrated shade structures. Depending on the perspective, new organic alignments are created again and again by the seemingly randomly chosen tilted posts. This creates interesting climbing landscapes. Physically impaired children can participate in the game

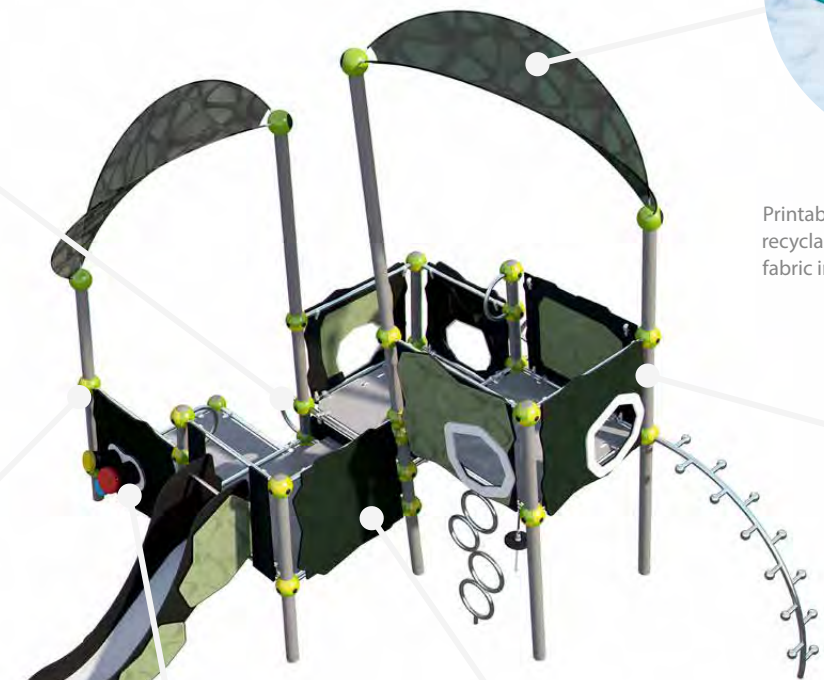
since handles are installed as entry aids and extra steps to compensate for height differences. The wall panels at ground level can be equipped with play panels that support children in their motor or auditory development. The patent-pending Polynode clamp allows countless connection elements such as Slides and Bridges. The motifs of the wall panels are realized by perforated plates, which can be customized with different patterns. The printable sunshade rounds off the LevelUp play equipment.



**Transfer Station**  
Supportive handles and steps to climb the differences in height



**Roof**  
Printable on both sides, dirt-repellent, recyclable and UV light resistant mesh fabric in the leaf like roof construction




**Posts**  
Stability and elegance with the inclined and continuous posts



**Polynode**  
Individually colored, four-part ball clamp to hold the horizontal tubes without any screw connection



**Play Panels**  
Integrated sensory-motor play panels located close to the ground to support motor and auditory development



**Perforated Plates**  
Special three-dimensional look due to the individually definable perforated patterns

**52**  
Various Add-on  
Components  
for LevelUp






Bubble  
Style


## LevelUp.01.2

LU.001.002

	(m) 6,5 × 4,1 × 4,4 (ft) 21-3 × 13-5 × 14-3
	EN 1176 (m) 10,0 × 6,6 ASTM/CSA (m) 10,2 × 7,3 ASTM/CSA (ft) 33-3 × 23-10
	EN 1176 (m) 1,04 ASTM/CSA (ft) 3-5
	2-12



32  
Inclusive  
Play



Organic  
Style

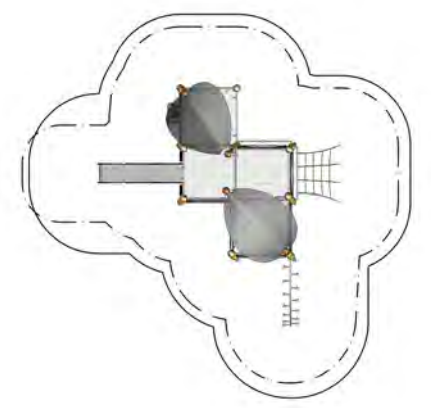
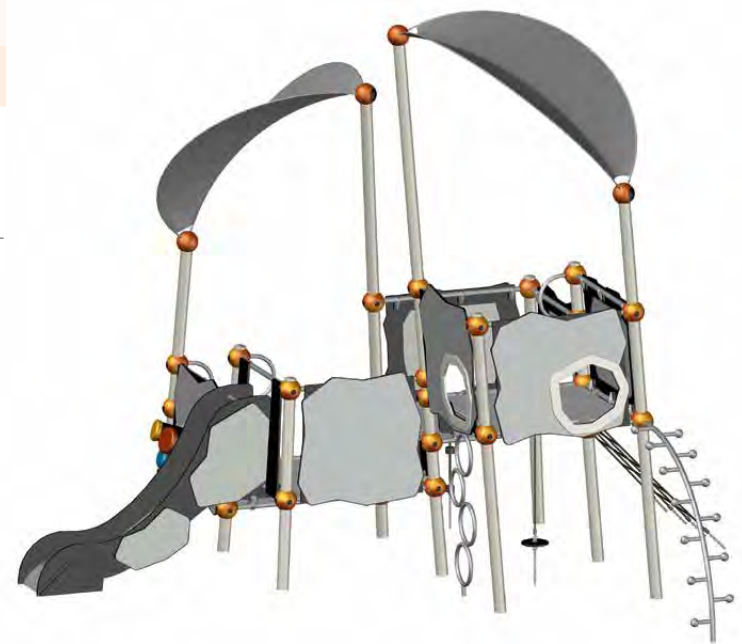
32  
Inclusive  
Play

## LevelUp.02.2

LU.002.002

	(m) 6,5 × 6,5 × 5,2 (ft) 21-2 × 21-2 × 16-10
	EN 1176 (m) 10,1 × 10,2 ASTM/CSA (m) 10,0 × 9,4 ASTM/CSA (ft) 33-1 × 33-3
	EN 1176 (m) 1,63 ASTM/CSA (ft) 5-5
	2-12

LevelUp.02.2 is just the thing for the little ones. Here, they can reach the deck via a Transfer Station or the additional entry points to whiz down the Fast Lane Slide again and again. There are also several integrated play panels that train motor skills.



51  
More  
Playpanels





32  
Inclusive  
Play

## LevelUp.03.1


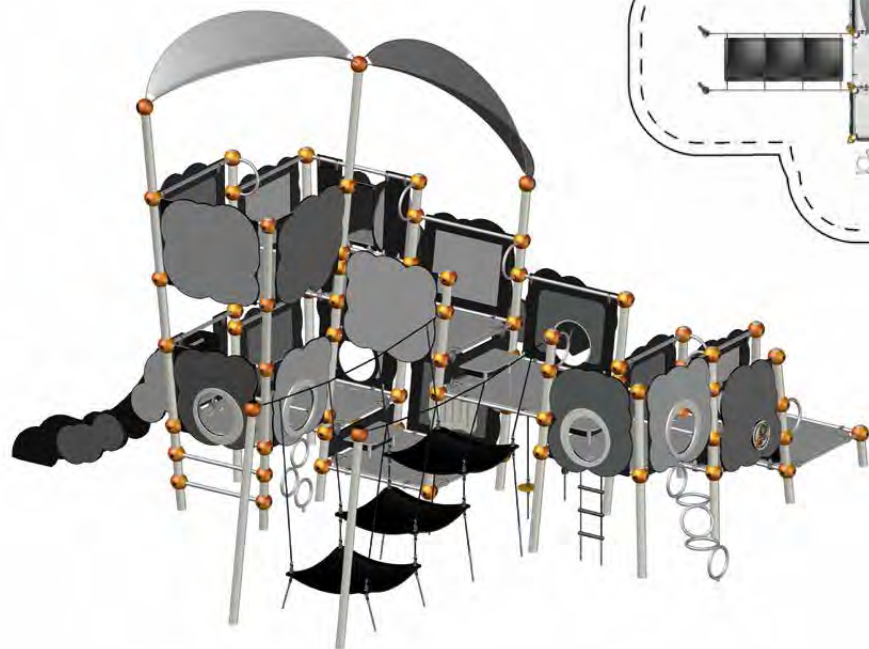
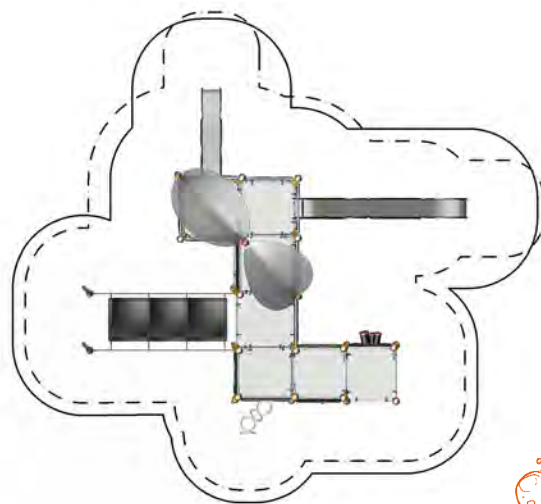
LU.003.001

	(m)	9,2 × 10,3 × 5,8
	("-")	29-11 × 33-6 × 19-0
	EN 1176 (m)	12,7 × 13,8
	ASTM/CSA (m)	12,8 × 13,9
	ASTM/CSA ("-")	41-11 × 45-7
	EN 1176 (m)	2,45
	ASTM/CSA ("-")	8-1
		2-12

A great adventure awaits anyone who climbs this huge LevelUp.03.1. More than five levels of climbing fun take kids up to nearly 10 feet. Climbing Rings and a Chessboard Bridge are just two of the possible ascents. Additional play elements, such as two Slides, round off the fun.



51  
More  
Playpanels



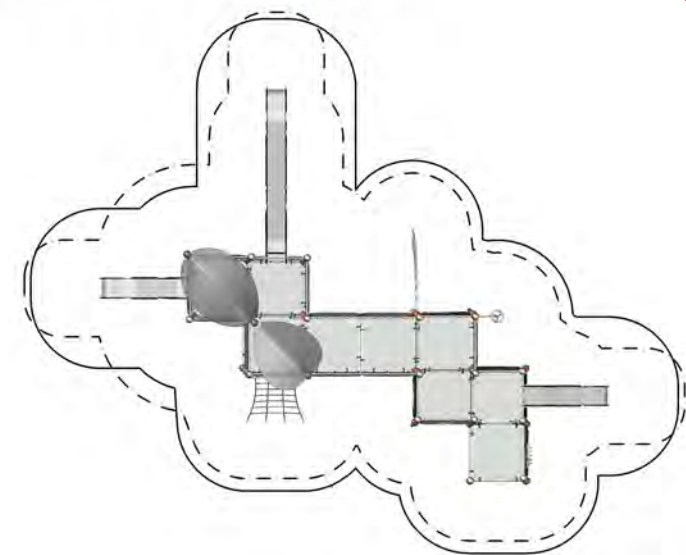
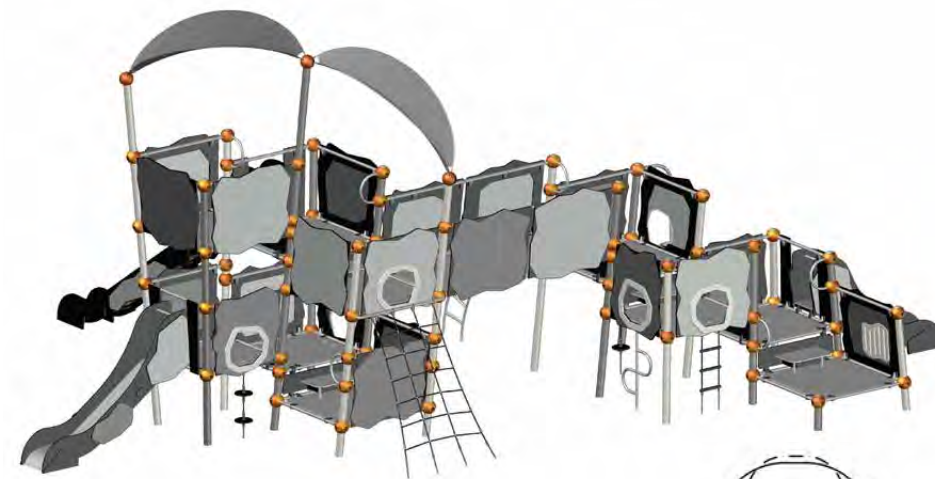
32  
Inclusive  
Play

## LevelUp.04.4

LU.004.004

	(m)	13,5 × 10,5 × 5,8
	("-")	44-2 × 34-5 × 19-0
	EN 1176 (m)	17,5 × 14,0
	ASTM/CSA (m)	17,2 × 14,2
	ASTM/CSA ("-")	56-2 × 46-4
	EN 1176 (m)	2,45
	ASTM/CSA ("-")	8-1
		2-12

Seven different climber options, such as an Arc Ladder, Climbing Plates or a large Climbing Net, take you to this large LevelUp.04.4. Three Slides at different heights ensure a rapid exit.





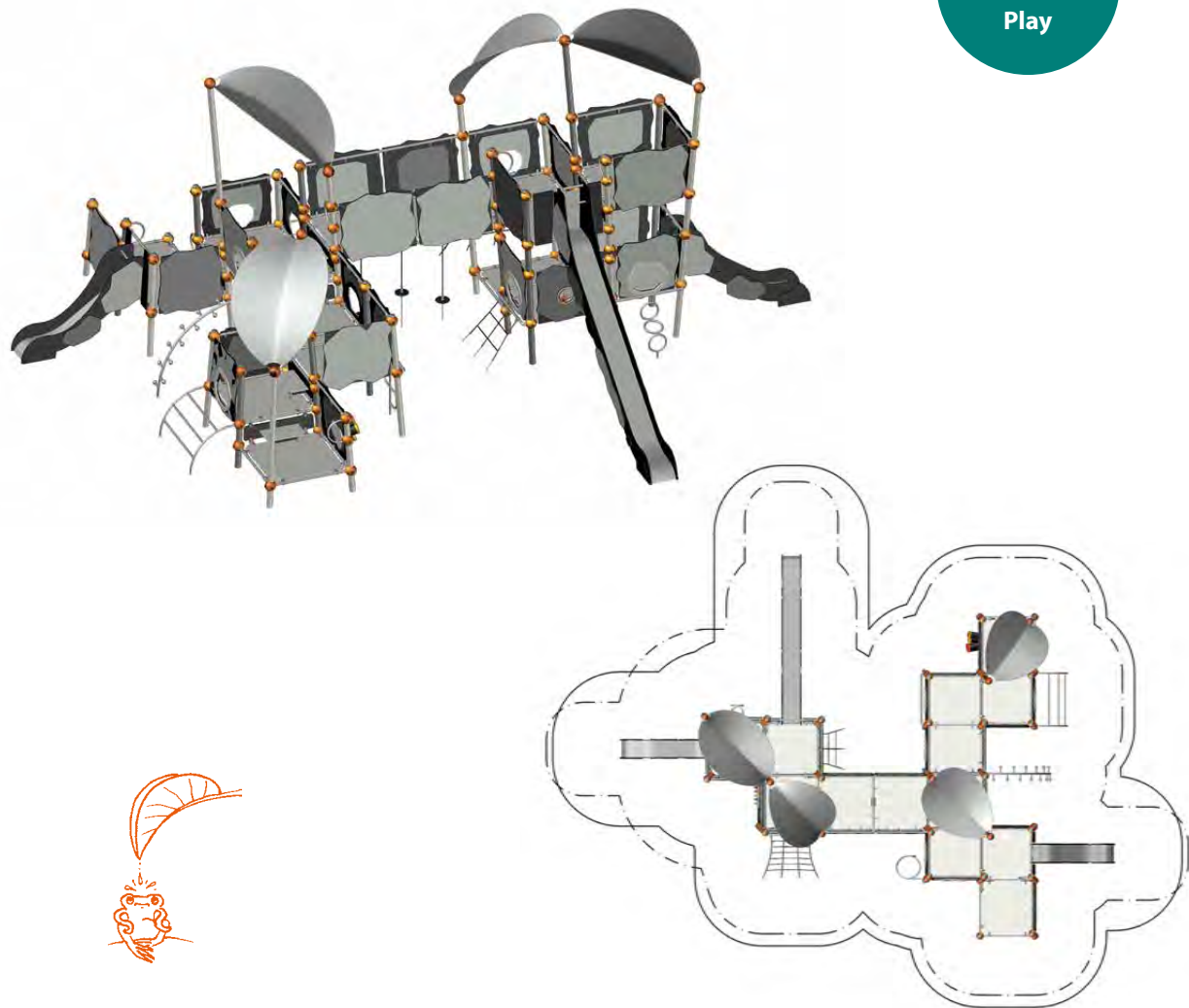


## LevelUp.05.2

LU.005.002

	(m)	13,5 x 10,5 x 5,8
	("-")	44-2 x 34-5 x 19-0
	EN 1176 (m)	17,5 x 14,0
	ASTM/CSA (m)	17,2 x 14,2
	ASTM/CSA ("-")	56-2 x 46-4
	EN 1176 (m)	2,45
	ASTM/CSA ("-")	8-1
		2-12

LevelUp.05.2 promises gigantic fun. It has three Slides and offers various different ascents. If you climb the different levels, you reach a height of almost 10 feet. Two play panels round off this LevelUp play equipment.



### Play Panels

The sensory-motor play panels offer children a great additional adventure while training their motor and auditory skills. Because they are so close to the ground, they are also easily accessible for children who use a wheelchair.

**Solar Explorer**  
Like an astronaut, you can land the spaceships on the planets.

**Tile slide Fish**  
The fish motif becomes visible when all parts are arranged correctly.

**Maze Slider**  
Left, right or straight ahead? Find the way to the center of the maze.

**Roller Ball**  
Touching the surface improves sensitive learning and sensory experience.

**Spin Maze**  
Move the ball with the spinning disc and find the exit of the maze.

**Level 3**  
Who can connect three in a row faster?

**Tumble Turn**  
The stainless steel balls move merrily according to the direction of rotation.


**Make It Rain**  
When rotating the panel, the stainless steel balls sound like pattering rain.

**Spin Dice**  
On a 1 you may slide, with a 3 you jump. Turn the dice for your own game.

**Spin Maracas**  
Filled with stainless steel balls the two maracas give different sounds.

**Chimes**  
Play the different tones according to their colors with the melodious chimes.

**Bongos**  
These bongo drums set the rhythm.





**Add-on Components for LevelUp**

Make LevelUp unique and choose individually from our numerous add-on components. Various climbing options such as rope ladders, entry nets or rocking plate climbs provide the necessary challenge and can be selected individually. The different attachments can be installed in almost every position. Please ask our playground designers if you need any advice.

The Configuration of the Add-on Components can vary depending on the Product and the Customer's Request.



Arc Ladder



Vine



Horizontal Arc Ladder



Access Net



Net Climber



Rope Ladder



Climbing Plates



Rocking Plate Seat



Access Rungs



Stepping Forms



S-Ladder



Climbing Ring Stairs



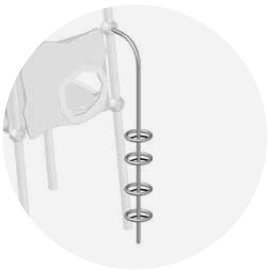
Spiral



Climbing Rings



Vertical Access Rings



Horizontal Access Rings



Satellights (p. 290)



Chessboard Bridge



Fast Lane Slide (p. 190)



More exciting Add-on Components in the other Product Groups.







# Greenville

Playhouses, Rope Playhouses, Towers and Triitopia – this product group is setting a new standard. All these different types of structures have one in common: the Greenville bamboo style.



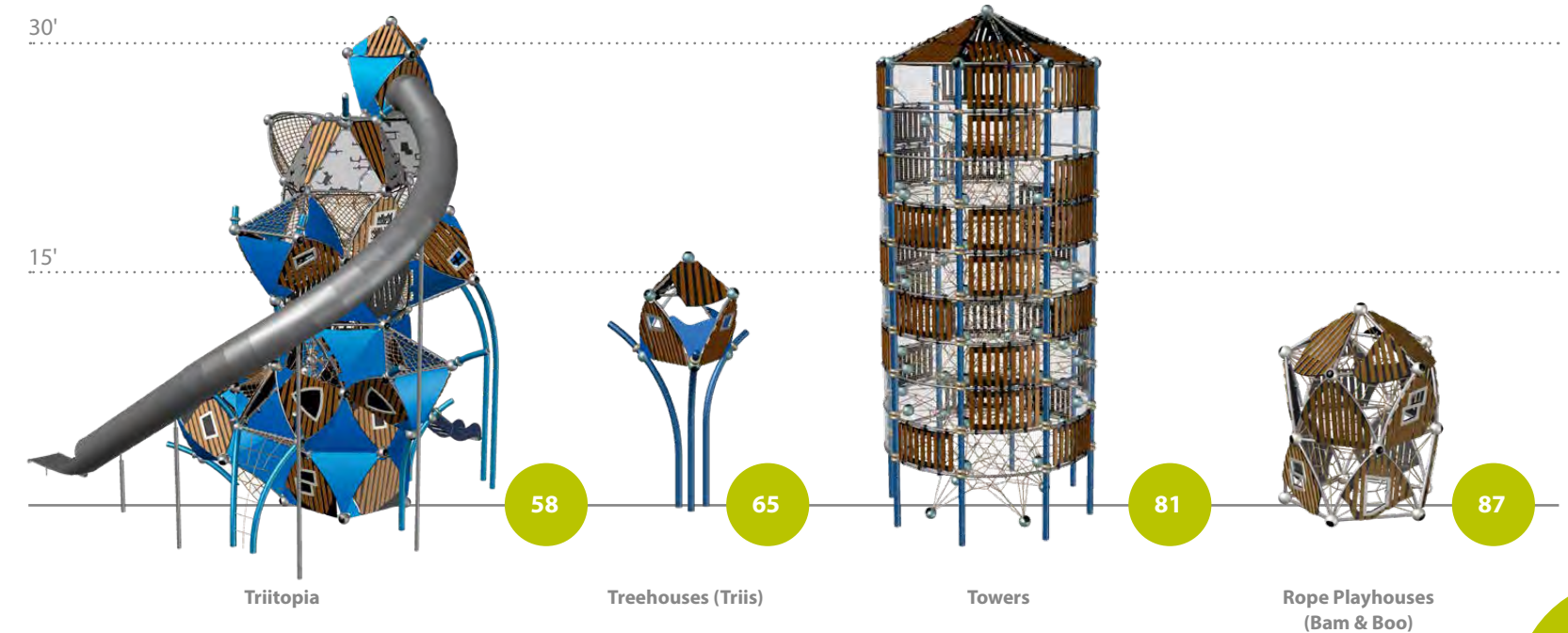




# Basics Greenville

Our special product group Greenville adds an element of natural design with the addition of bamboo panels. Treehouses, Rope Playhouses or Towers can be used as stand-alone structures or can be extended by Bridges, Tunnels, and other elements. With the Triis you can create entire individual treehouse settlements. The Rope Playhouses Triitopia and

Bam & Boo convince with their spatial nets on the inside. With the Towers you can reach unimagined heights, create space for play with a relatively small footprint. The Greenville structures can be combined in endless configurations using exciting connecting elements.



## Inspiration for individual Greenville Design:

Whether it's an underwater world, a fairytale castle or a dragon's lair – whatever themed world you want, come to us with your ideas! Together, we will make your imagination come true.





# Greenville Triitopia

## Welcome to the Realm of Imagination!


Triitopia combines award winning design with tried and tested materials! A magical world of climbing and adventure where reality and fiction blend together and evolve into the unpredictable interplay of transparent and closed facade elements that are combined in close-knit, nestled and asymmetric ways. Diverse net pieces invite you to climb, and lead to numerous corners and angles, and up to viewing areas and slides on different levels. Let the various Greenville products merge into one another and a new world will arise.

## The Chaos has a System!

Behind the seemingly random construction, lies a highly modular system that allows every Triitopia structure to be custom designed in a shape and size to a maximal extent. To do so, choose from a wide range of different net elements, panel types and slide options, and let your custom adventure world become a reality with us. It goes without saying that Triitopia can be combined with nearly all other Berliner play equipment.



outer connection tunnel  
across several levels



windows and entries  
in various designs



various types of slides  
available for different  
levels

Let your custom  
Adventure World  
become a Reality  
with us.

Triitopia.02

90.292.400.2

	(m) 10,2 × 10,3 × 10,7	
	(ft.) 33-4 × 33-8 × 35-1	
	EN 1176 (m) 13,7 × 13,7	
	ASTM/CSA (m) 13,9 × 14,5	
	ASTM/CSA (ft.) 45-9 × 47-5	
	EN 1176 (m) 2,26	
	ASTM/CSA (ft.) 7-5	
	5-12	
	Berlin, Germany	

At a height of more than 35' and a huge three-dimensional net inside, this climbing and playing tower offers unlimited possibilities for fun and adventure across a total of seven levels.



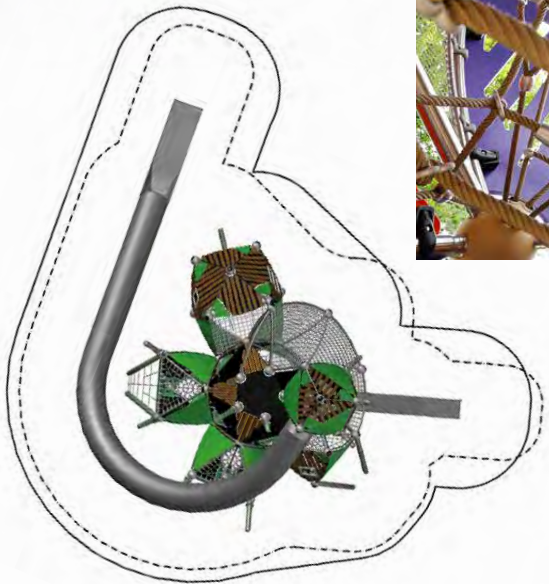

custom design  
options possible



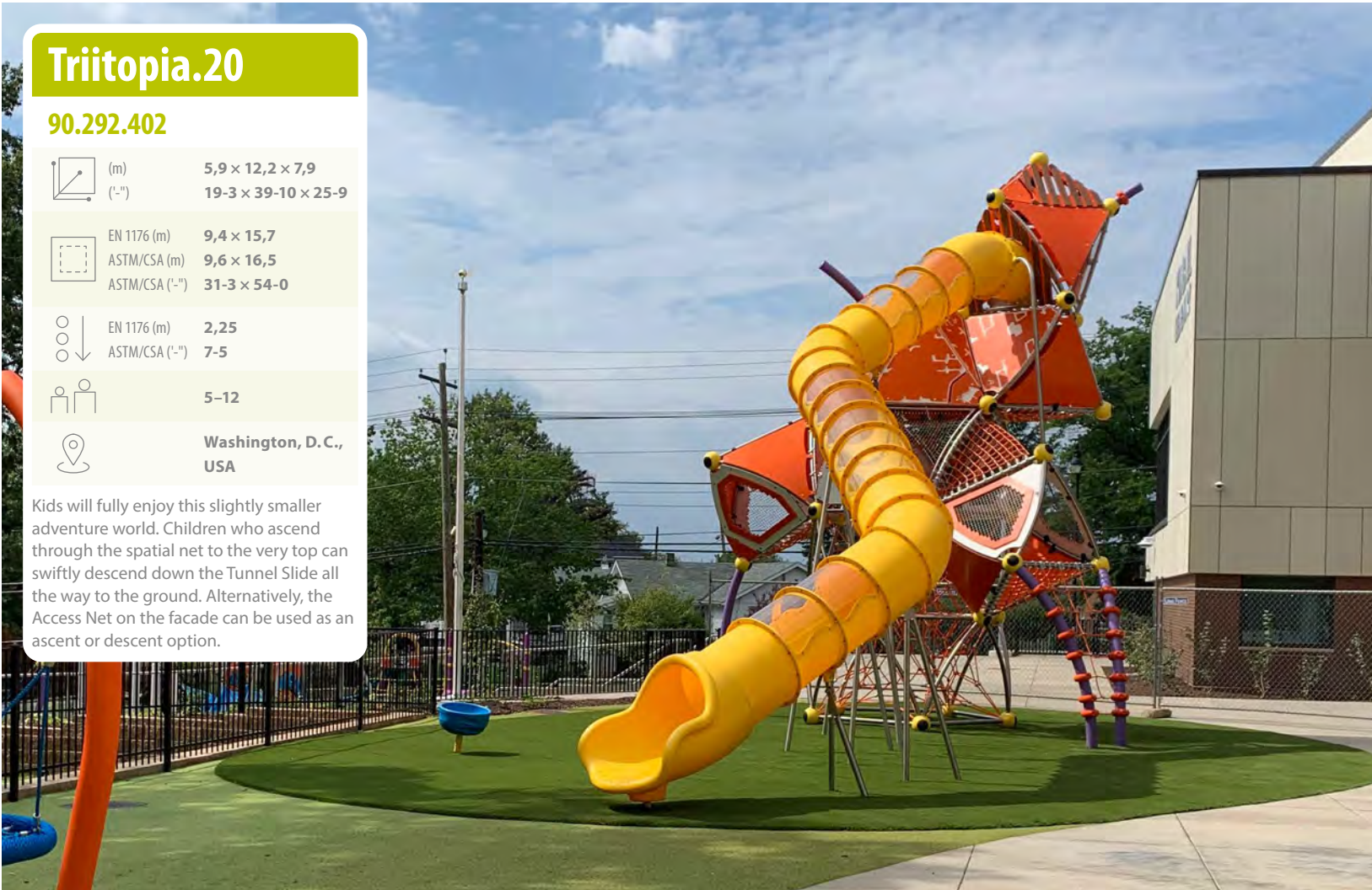
different levels  
connected by a spatial net



also available with our  
Fast Lane Slide





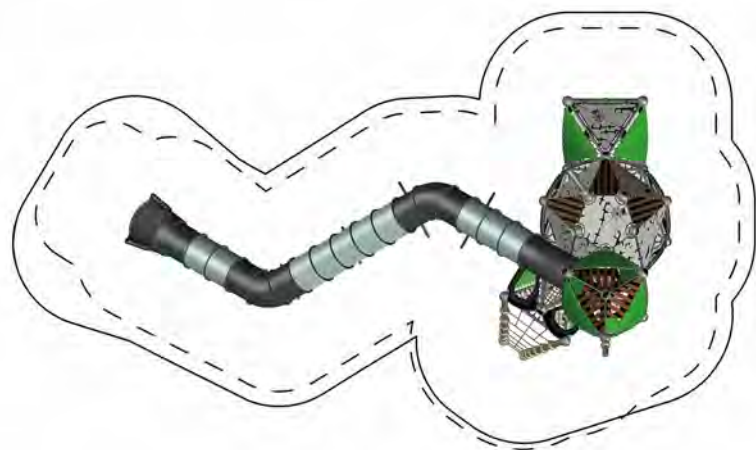



### Triitopia.20

90.292.402

	(m) 5,9 × 12,2 × 7,9 (ft.) 19-3 × 39-10 × 25-9
	EN 1176 (m) 9,4 × 15,7 ASTM/CSA (m) 9,6 × 16,5 ASTM/CSA (ft.) 31-3 × 54-0
	EN 1176 (m) 2,25 ASTM/CSA (ft.) 7-5
	5-12
	Washington, D. C., USA

Kids will fully enjoy this slightly smaller adventure world. Children who ascend through the spatial net to the very top can swiftly descend down the Tunnel Slide all the way to the ground. Alternatively, the Access Net on the facade can be used as an ascent or descent option.




### Triitopia.04

90.292.400.4

	(m) 9,1 × 3,5 × 4,9 (ft.) 29-11 × 11-5 × 15-11
	EN 1176 (m) 5,7 × 12,3 ASTM/CSA (m) 13,5 × 7,2 ASTM/CSA (ft.) 44-2 × 23-8
	EN 1176 (m) 2,11 ASTM/CSA (ft.) 6-11
	5-12
	Schorfheide, Germany

Triitopia.04 consists of three Trii houses stacked onto each other. The whole structure can be climbed through from inside. Alternatively, the entry can be made on level two via a Rope Ladder. Sliding Pole and Slide offer exciting possibilities of descent. In addition, the sloping floors in the upper two houses offer a special challenge for the children.

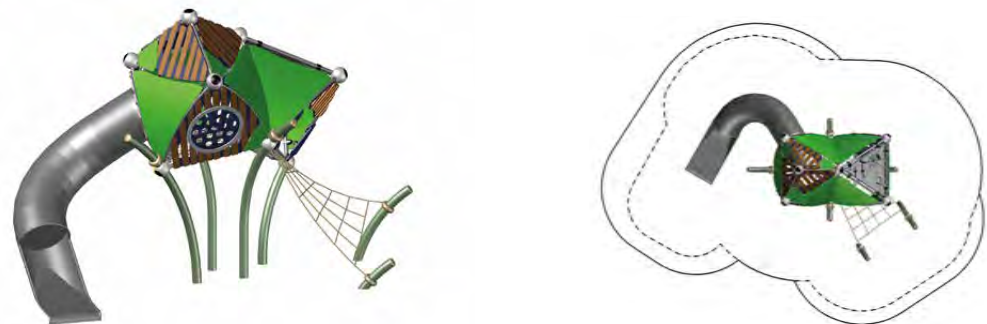


### Triitopia.07

90.292.400.7

	(m) 6,2 × 4,5 × 4,2 (ft.) 20-2 × 14-7 × 13-8
	EN 1176 (m) 9,3 × 7,3 ASTM/CSA (m) 8,0 × 10,1 ASTM/CSA (ft.) 26-0 × 33-2
	EN 1176 (m) 2,13 ASTM/CSA (ft.) 7-0
	5-12









Even the smallest version of Triitopia guarantees exciting room for play and adventure. If you want to descend by the Slide, you must climb up the Access Net and creep through the intertwined Trii houses, which share two of the posts.



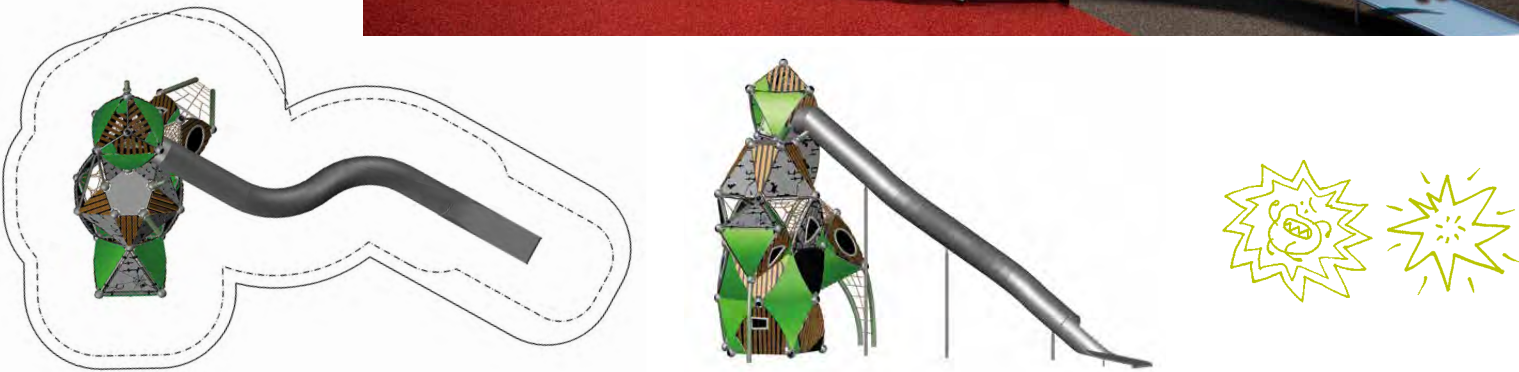


**Triitopia.08**

90.292.400.8









	(m) 12,4 × 6,4 × 7,9
	("-") 40-7 × 20-11 × 25-10
	EN 1176 (m) 15,8 × 9,7
	ASTM/CSA (m) 16,7 × 10,1
	ASTM/CSA ("-") 54-7 × 33-0
	EN 1176 (m) 2,26
	ASTM/CSA ("-") 7-5
	5-12

This Triitopia world entices with maximum climbing fun on five levels. Thanks to its simple facade design, it fits perfectly into its surroundings. Would you dare to climb all the way to the top?




**Triitopia.05**

90.292.400.5










	(m) 4,2 × 8,2 × 5,1
	("-") 13-6 × 26-8 × 16-6
	EN 1176 (m) 7,2 × 11,7
	ASTM/CSA (m) 12,4 × 7,8
	ASTM/CSA ("-") 40-9 × 25-7
	EN 1176 (m) 1,31
	ASTM/CSA ("-") 6-0
	5-12

Triitopia.05 is a combination of the Rope Playhouse Boo plus roof and two Triis stacked onto each other. The spatial net inside allows several people to ascend at the same time. Children can pick up real speed going down the Slide.

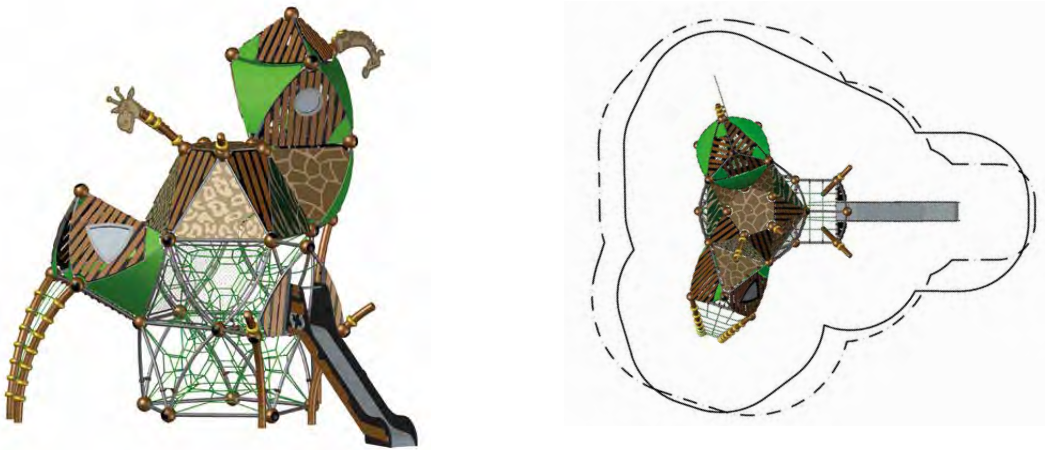


**Triitopia.21**

90.292.402.1

	(m) 7,2 × 7,0 × 6,5
	("-") 23-4 × 22-9 × 21-2
	EN 1176 (m) 11,3 × 10,5
	ASTM/CSA (m) 10,8 × 10,6
	ASTM/CSA ("-") 35-4 × 34-9
	EN 1176 (m) 2,94
	ASTM/CSA ("-") 7-5
	5-12
	Berlin, Germany

This safari-style Triitopia has all kinds of climbing fun to offer. The three-dimensional climbing net takes you to the highest corner of the house. The Fast Lane Slide provides a lot of speed. If you're looking for a place to relax, you'll find it here too.



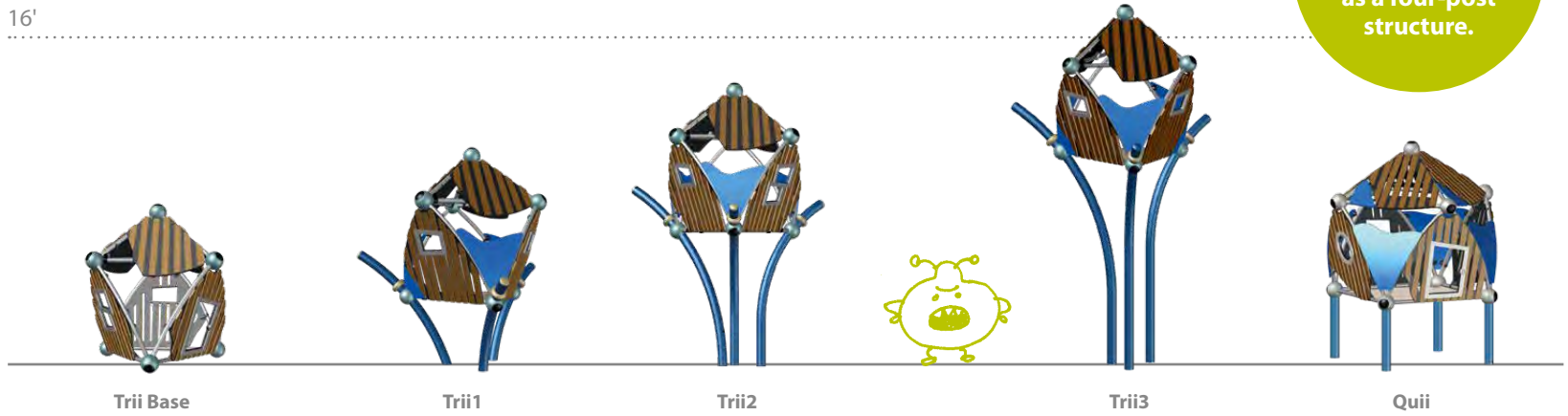




# Greenville Triis

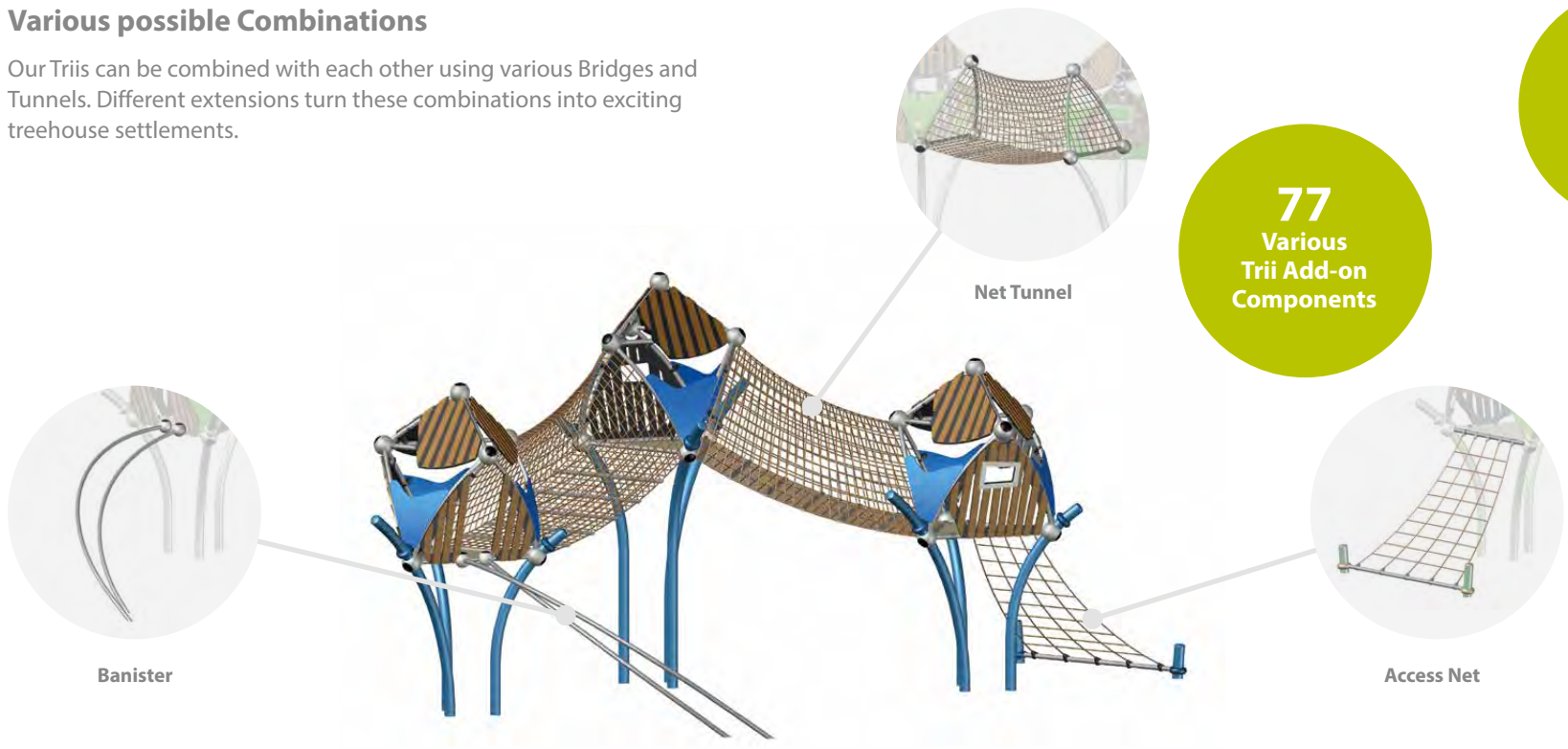
The idea of climbing a tree just to see the earth from another perspective, is as old as the trees themselves. This was our inspiration to develop the Greenville Triis.

These beautifully designed Playhouses in different sizes need at least an access or a connection from another Trii. Create your own Trii house village.



## Various possible Combinations

Our Triis can be combined with each other using various Bridges and Tunnels. Different extensions turn these combinations into exciting treehouse settlements.







Trii1.01

90.292.100.1

<div> <div>(m)</div> <div>('-")</div> </div>	<div>2,4 × 2,8 × 3,1</div> <div>8-0 × 9-4 × 10-4</div>
<div> <div>EN 1176 (m)</div> <div>ASTM/CSA (m)</div> <div>ASTM/CSA ('-")</div> </div>	<div>4,9 × 4,9</div> <div>6,1 × 6,5</div> <div>20 × 21-4</div>
<div> <div>EN 1176 (m)</div> <div>ASTM/CSA ('-")</div> </div>	<div>0,99</div> <div>3-3</div>
	<div>5-12</div>
	<div>Medebach,</div> <div>Germany</div>

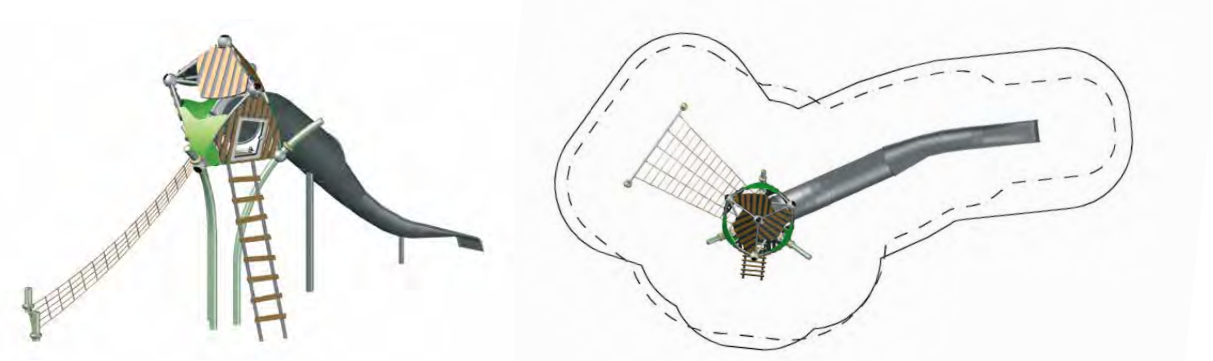
Tree House Trii1 with a 3'-3" platform and a Ladder for access.

Trii3.03

90.292.300.3

<div> <div>(m)</div> <div>('-")</div> </div>	<div>5,0 × 10,9 × 5,2</div> <div>16-5 × 35-8 × 16-11</div>
<div> <div>EN 1176 (m)</div> <div>ASTM/CSA (m)</div> <div>ASTM/CSA ('-")</div> </div>	<div>7,8 × 14,4</div> <div>8,8 × 15,2</div> <div>28-10 × 49-8</div>
<div> <div>EN 1176 (m)</div> <div>ASTM/CSA ('-")</div> </div>	<div>2,99</div> <div>9-10</div>
	<div>5-12</div>
	<div>Berlin,</div> <div>Germany</div>

The platform of Trii3.03 rises 9'-10" above ground level. Children can pick up real speed going down the Slide. The Trii in the picture has been combined with other products. More about this can be found in CombiNation on page 341.



Trii2.08

90.292.200.8

<div> <div>(m)</div> <div>('-")</div> </div>	<div>4,2 × 8,3 × 4,2</div> <div>13-9 × 27-1 × 13-7</div>
<div> <div>EN 1176 (m)</div> <div>ASTM/CSA (m)</div> <div>ASTM/CSA ('-")</div> </div>	<div>7,2 × 11,8</div> <div>7,9 × 12,3</div> <div>25-9 × 40-1</div>
<div> <div>EN 1176 (m)</div> <div>ASTM/CSA ('-")</div> </div>	<div>1,99</div> <div>6-7</div>
	<div>5-12</div>
	<div>Isernhagen,</div> <div>Germany</div>

The Trii2 has a platform over 6'-6" high. Climbing Trii2.08 may prove a challenge, but this is more than made up for by the subsequent descent via a Slide or Sliding Pole.



Trii2.14

90.292.201.400.1

<div> <div>(m)</div> <div>('-")</div> </div>	<div>2,9 × 2,5 × 4,2</div> <div>9-3 × 8-2 × 13-7</div>
<div> <div>EN 1176 (m)</div> <div>ASTM/CSA (m)</div> <div>ASTM/CSA ('-")</div> </div>	<div>5,8 × 5,6</div> <div>6,5 × 6,2</div> <div>21-3 × 20-2</div>
<div> <div>EN 1176 (m)</div> <div>ASTM/CSA ('-")</div> </div>	<div>1,99</div> <div>6-6</div>
	<div>5-12</div>
	<div>Sacramento,</div> <div>USA</div>

This Trii2.14 with an over 6' high platform and a Ladder for access awaits brave climbers as a treehouse, detective club headquarters, or a lookout.





# Greenville Combi.102

90.293.102


(m)  
(“-”)

7,5 × 6,0 × 3,2  
24-5 × 19-6 × 10-4

EN 1176 (m)  
ASTM/CSA (m)  
ASTM/CSA (“-”)

11,0 × 8, 5  
11,1 × 9, 6  
36-5 × 31-6

EN 1176 (m)  
ASTM/CSA (“-”)

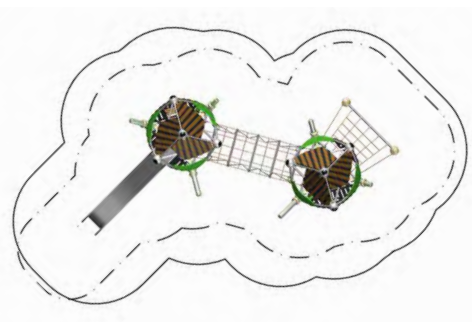
0,99  
3-3

5-12

Berlin,  
Germany

These Trii combinations set the hearts of tiny tots racing. The Triis can be linked to each other with a Bridge.

These Trii combinations set the hearts of tiny tots racing. The Triis can be linked to each other with a Bridge.



## Greenville Combi.061

90.293.061

(m)

('-")

5,7 × 7,2 × 3,2

18-5 × 23-5 × 10-4

EN 1176 (m)

ASTM/CSA (m)

ASTM/CSA ('-")

8,7 × 10,7

9,3 × 10,8

30-5 × 35-5

EN 1176 (m)

ASTM/CSA ('-")

0,99

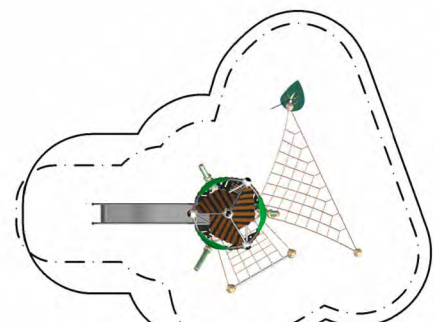

3-3

5-12

Berlin,  
Germany






This small Trii-Combi is particularly charming. In addition to the Ladder and Slide, a climbing net leads to a Sand Table, which appeals to a playground's youngest users.

This small Trii-Combi is particularly charming. In addition to the Ladder and Slide, a climbing net leads to a Sand Table, which appeals to a playground's youngest users.

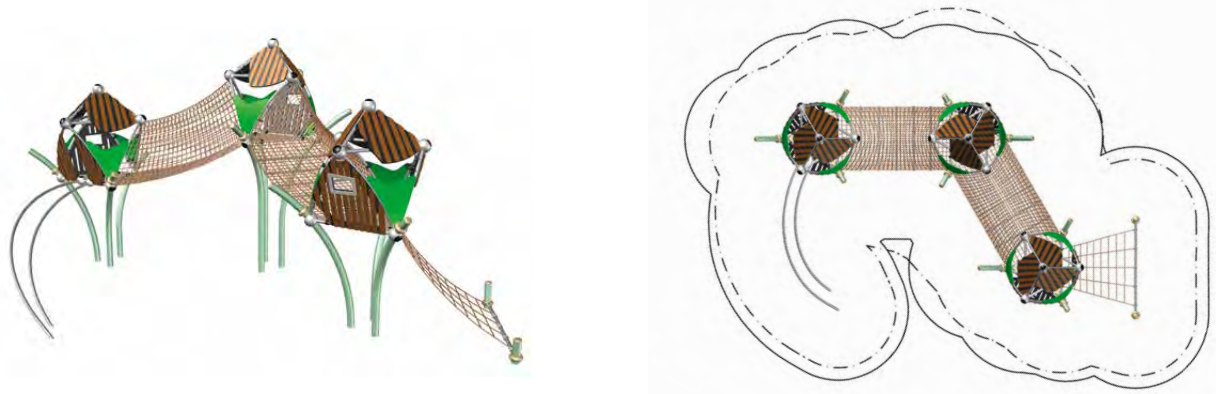









Greenville Combi.039

	(m) 6,8 × 11,3 × 5,2 (") 22-3 × 36-10 × 16-11
	EN 1176 (m) 10,3 × 14,0 ASTM/CSA (m) 10,5 × 14,9 ASTM/CSA ("") 34-3 × 48-10
	EN 1176 (m) 2,99 ASTM/CSA ("") 9-10
	5-12
	Copenhagen, Denmark

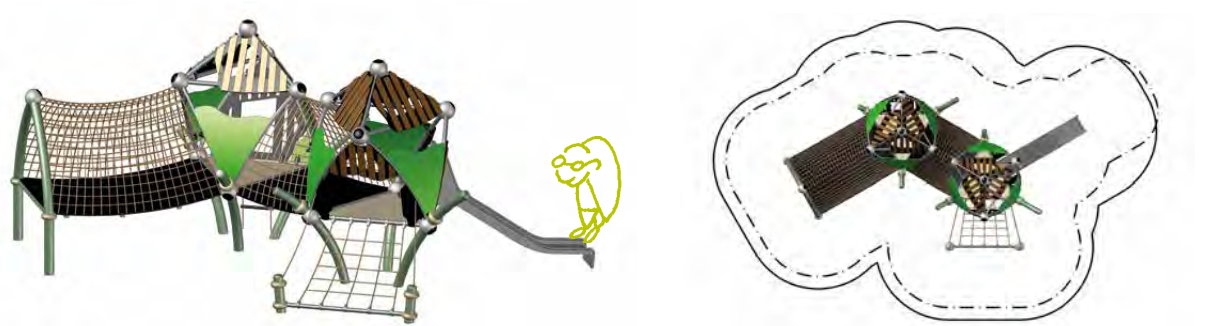
This special little treehouse settlement can be found in a shopping mall. The three Triis are connected to each other by Net Tunnels. Installations of all our units are possible indoors or on roofs.



Greenville Combi.362






	(m) 4,3 × 8,1 × 3,2 (") 13-11 × 26-4 × 10-4
	EN 1176 (m) 6,8 × 11,5 ASTM/CSA (m) 7,9 × 11,8 ASTM/CSA ("") 25-11 × 38-5
	EN 1176 (m) 0,99 ASTM/CSA ("") 3-3
	5-12
	San Diego, USA

A Ramp from the boundary wall offers direct climbing access to this Greenville Combi, composed of two Triis and Net Tunnels. This ensures the play equipment blends perfectly into its surroundings, offering small children ample room for independent play. Rope Ladders, an Access Net, and a Slide offer enticing challenges for the little ones.

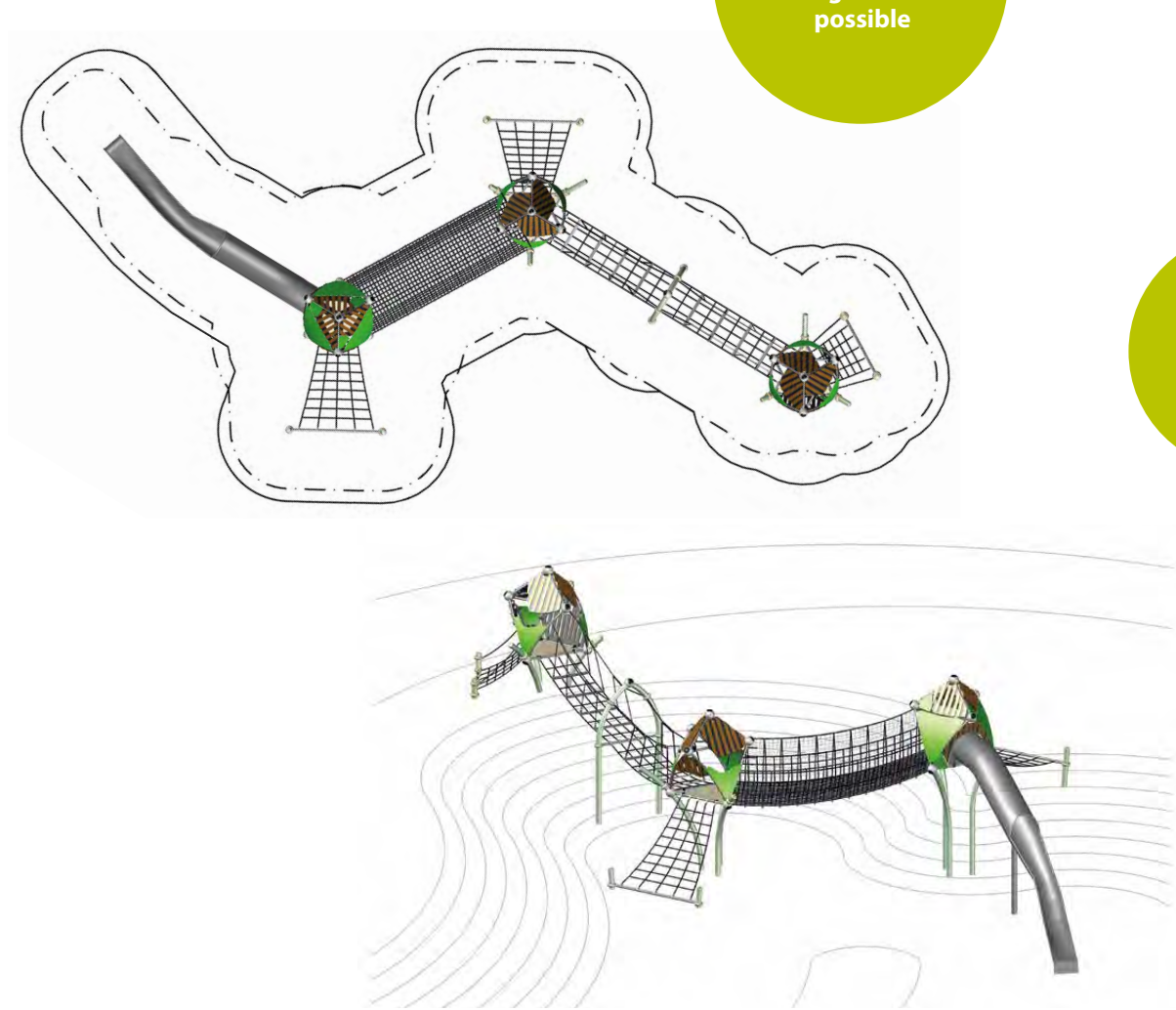


Individual  
Integration due to  
existing Conditions  
possible

Greenville Combi.207






	(m) 11,5 × 12,3 × 5,2 (") 37-7 × 69-10 × 16-11
	EN 1176 (m) 14,5 × 24,8 ASTM/CSA (m) 15,1 × 25,6 ASTM/CSA ("") 49-7 × 83-9
	EN 1176 (m) 2,99 ASTM/CSA ("") 9-11
	5-12
	Brisbane, Australia

A highlight for families in Brisbane is Roma Street Park's adventure playground. The play equipment perfectly complements the park's natural topography, stretching across its crater-like valley on varying levels. Constructed at different heights, the three Trii houses are interconnected via Bridges and a Net Tunnel. This poses quite a challenge, providing excitement for older children using the playground too. The valley can be accessed via a Slide, a climbing net, or a Climbing Rope. The Trii Combi is rounded off with a Jungle Bridge and a Nest Swing.











Greenville Combi.155

	(m)	7,1 × 6,7 × 4,2
	("-")	23-4 × 21-11 × 13-7
	EN 1176 (m)	10,2 × 9,7
	ASTM/CSA (m)	10,8 × 10,4
	ASTM/CSA ("-")	35-4 × 33-11
	EN 1176 (m)	1,99
	ASTM/CSA ("-")	6-7
		5-12
		Hillside Park, USA

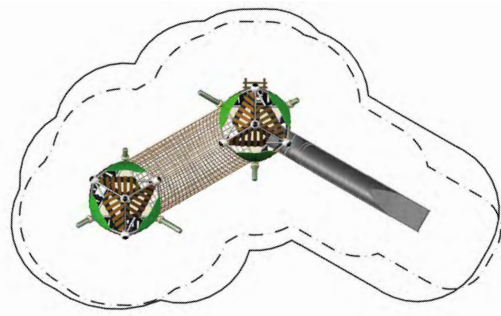
This Trii Combination consists of a Trii1 with a regular mesh floor and Access Net, as well as a Trii2 with a Ladder and Banister with a Suspension Bridge linking both structures.








Greenville Combi.307

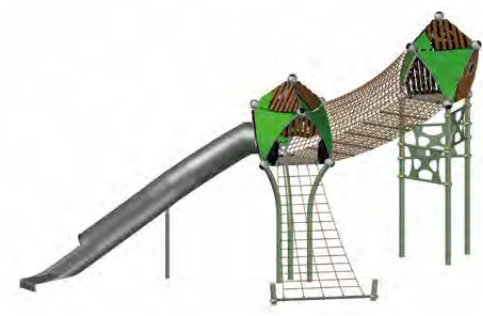
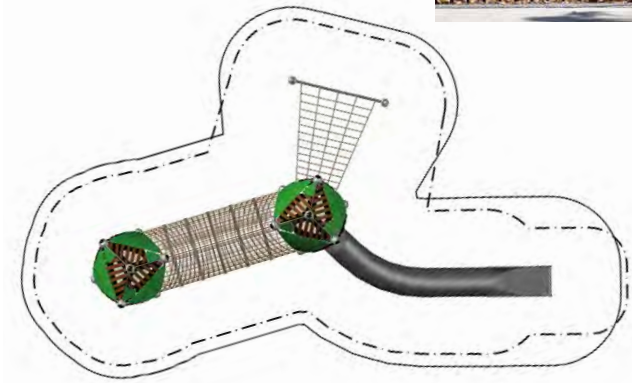
	(m)	6,2 × 8,4 × 4,2
	("-")	20-1 × 27-5 × 13-7
	EN 1176 (m)	9,2 × 11,3
	ASTM/CSA (m)	9,8 × 11,9
	ASTM/CSA ("-")	32-2 × 38-11
	EN 1176 (m)	1,99
	ASTM/CSA ("-")	6-7
		5-12
		Central Falls, USA

This combination of two Trii2 treehouses, linked by a Net Tunnel, can be climbed via a Ladder or a Rope Ladder. The Tunnel Slide provides a perfect descent.



Greenville Combi.641

	(m)	7,6 × 11,9 × 6,2
	("-")	24-9 × 38-10 × 20-2
	EN 1176 (m)	10,3 × 15,3
	ASTM/CSA (m)	11,2 × 15,5
	ASTM/CSA ("-")	36-9 × 50-10
	EN 1176 (m)	2,99
	ASTM/CSA ("-")	9-10
		5-12
		Perth, Australia





Wuppertal, Germany

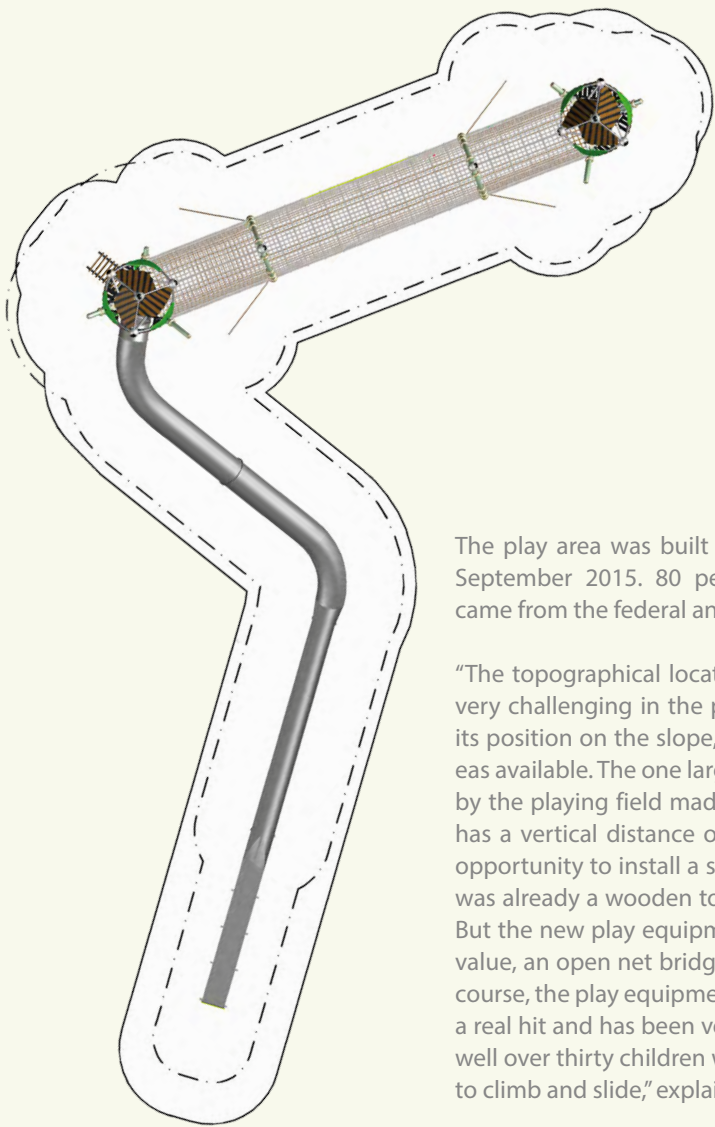

# A second Chance at a new Life

Giesenberg play area in Wichlinghausen, a district of Wuppertal in Germany, has been given a complete overhaul. Wichlinghausen is known as a deprived area. The newly designed area should inject new life into the district. The new design is part of the “Social City of Oberbarmen/Wichlinghausen” program. Better paths, more sun and new play equipment will make it a success.

The landscape architect responsible for redesigning the area is Mattis Ricken. Ricken works for the city of Wuppertal and has been supervising the project from the very beginning. Mattis Ricken states: “The area itself has actually had a play park for many years. This was last refurbished in the eighties. Before building work began on the Nordbahntrasse, the play area was set in a dark corner; it was also heavily overgrown and not considered very safe. Because of its shady location and vandalism, the play equipment was in very poor condition. As a result, children played very rarely here. The roots had destroyed parts of the paths and the foliage allowed very little light onto the play area. The wooden play equipment was most affected by this. It all had to be removed. The area also has an old piece of climbing equipment made by Berliner Seilfabrik, which has been given a new net as part of the developments.”

The work on the Nordbahntrasse was the trigger for giving the play area a new chance again. But it was clear that a few changes would have to be made to the area for this to happen. Before building work began, all the shrub undergrowth was cut back, and a few trees were removed to allow light into the area. Now, the play area is bright and visible with a much friendlier look. The Nordbahntrasse is used by families on the weekends to escape the busy traffic, enjoy walks and cycle rides. Now it’s exciting for the little ones to be able to make a stop at Giesenberg play area.

“The new play equipment is a real hit and has been very well received by the children.”



The play area was built between May and September 2015. 80 percent of the costs came from the federal and state governments.





“The topographical location of the play area was very challenging in the planning phase. Because of its position on the slope, there were only a few flat areas available. The one large level surface is now taken over by the playing field made from artificial turf. The large slope has a vertical distance of over 49'-3". This was to be used as an opportunity to install a special piece of play equipment. Initially there was already a wooden tower here with a slide that led down into the valley. But the new play equipment needed to offer more: interesting climbing options, stay value, an open net bridge with a possibility to look across the whole play area, and of course, the play equipment itself had to be a design feature. The new play equipment is a real hit and has been very well received by the children. Even at the official opening, well over thirty children were rushing about the equipment at the same time, wanting to climb and slide,” explains Ricken enthusiastically.


Marcus Vellmanns, employee at Berliner at that time, says: “Originally, the old slide was going to be reused. Joining it to our new equipment wouldn’t have been a problem. Our colleagues from the technology department have individual solutions for every play area. Unfortunately, however, the TÜV did not approve this. The slide itself no longer complied with today’s standards.” New slope and guard rails had to be fitted. Now, instead of connecting steps, there is a ramp in place. This means the nearby cycle and footpaths are easily accessible to both pedestrians with buggies and to cyclists – without steps. Landscape architect Ricken explains: “The play equipment is even visible from far away, inviting children to climb and speed down the slide into the valley. The children from the neighboring school also really enjoy spending their break times in the play area again now.”



## Greenville Combi.077

90.293.077

	(m) ('-")	26,0 × 15,1 × 5,2 85-2 × 49-7 × 16-11
	EN 1176 (m) ASTM/CSA (m) ASTM/CSA ('-")	29,5 × 18,1 30,9 × 19,3 101-1 × 63-2
	EN 1176 (m) ASTM/CSA ('-")	2,99 9-10
		5-12












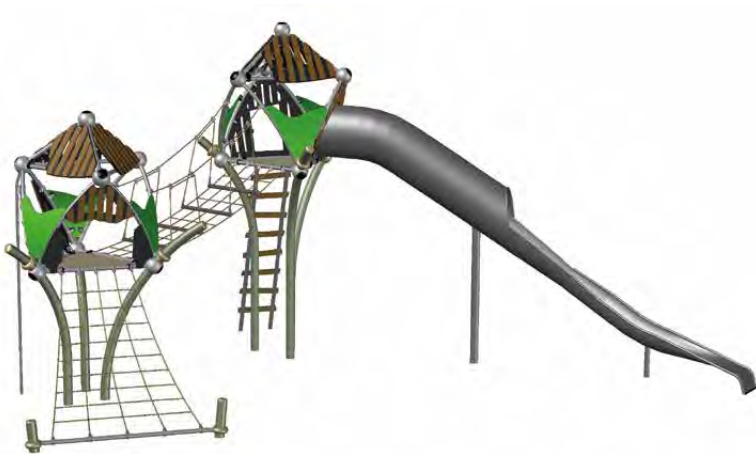
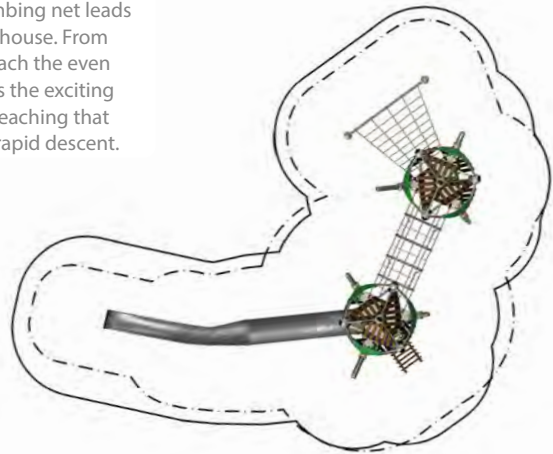
## Greenville Combi.479

90.293.479

	(m) ('-")	10,4 × 7,8 × 5,2 33-11 × 25-7 × 16-11
	EN 1176 (m) ASTM/CSA (m) ASTM/CSA ('-")	14,2 × 11,3 14,6 × 11,5 47-11 × 37-8
	EN 1176 (m) ASTM/CSA ('-")	2,99 9-10
		5-12
		Cologne, Germany



This Greenville Combi offers everything a child could wish for! A climbing net leads directly up into a Trii2 treehouse. From there, those wanting to reach the even higher Trii3 must first cross the exciting Suspension Bridge. After reaching that goal, the Slide provides a rapid descent.



## Add-on Components for Triis

Choose from various climbing options and additional add-on components for your Trii house. Or connect several Triis with Tunnels and Bridges and build your own Trii landscape.



Ladder



Rope Ladder



Ramp



Stairway



Inner Net



Access Net



Twisted Net



Suspension Bridge



Rubber Bridge



Net Tunnel



Sliding Pole



Banister



Stainless Steel Slide



Fast Lane Slide (p. 190)



Triangular Net with  
Small Sand Workshop



Flag



Leaves



78  
Leaves

The Configuration of the Add-on Components can vary depending on the Product and the Customer's Request.



# Greenville Leaves

Our new Leaves give your playground ideas that certain something. Whether as a visual highlight or to provide shade for the little ones – the Leaves are not only a real eye-catcher, but they also have a practical side effect. In addition, these multi-talents are weather-resistant and can be individually designed. Thanks to the ball connection and the Terranos-

Clamp, the Leaves can be attached to most of our play equipment of the Greenville and Terranos & Terranova product groups, making your project an incredibly special one. The combination of the three different sizes gives the design a lively look. Let yourself be carried away into the treetops of the playground jungle!



## Leaf L

90.294.001.237

	(m)	2,3 × 1,34 × 0,51
	('-''')	7-7 × 4-5 × 1-8

## Leaf M



90.294.001.236

	(m)	1,78 × 0,89 × 0,24
	('-''')	5-10 × 2-11 × 0-10

## Leaf S

90.294.001.235

	(m)	1,35 × 0,66 × 0,31
	('-''')	4-5 × 2-2 × 1



210  
Terranos &  
Terranova





# Greenville Towers

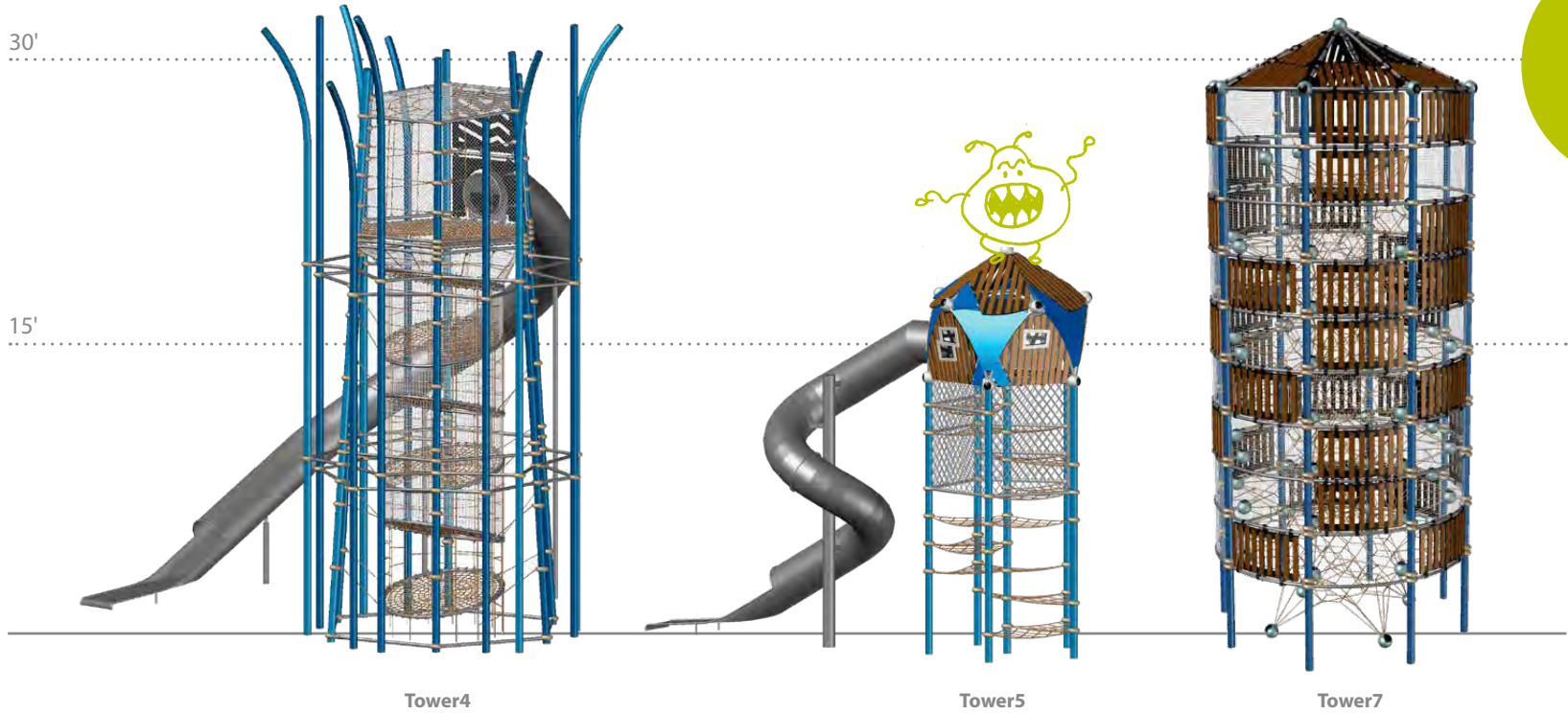
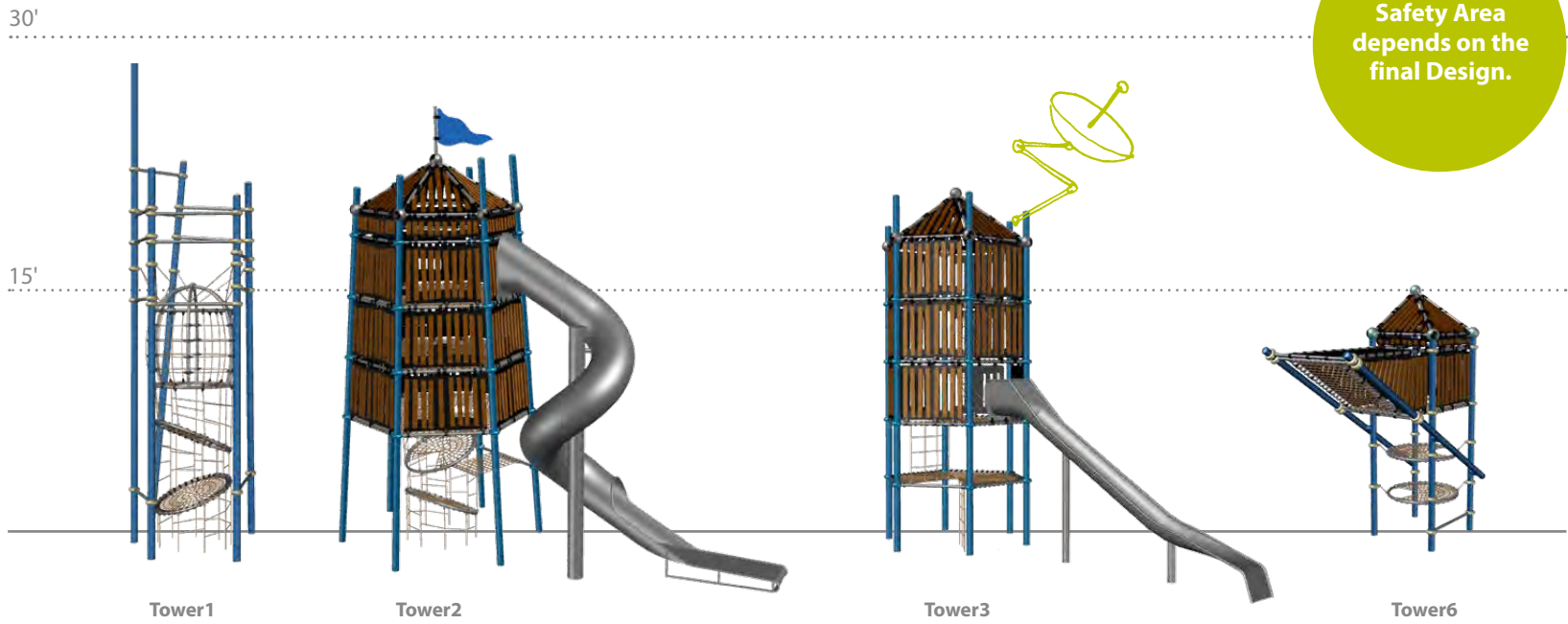


Further development of the Towers has created new opportunities in the design of playgrounds and the utilization of space, while blending in with the natural surroundings. The Towers provide the answer to three key playground requirements. First, their height ensures that maximum play volume can be created in a smaller play space, as is shown

in the Greenville style series, with tall towers constructed in diverse designs. Second, the Towers can be combined in endless configurations using exciting connecting elements. And third, significant height differences can also be compensated because of the flexible nature of the Bridges and Tunnels.








Safety Area depends on the final Design.



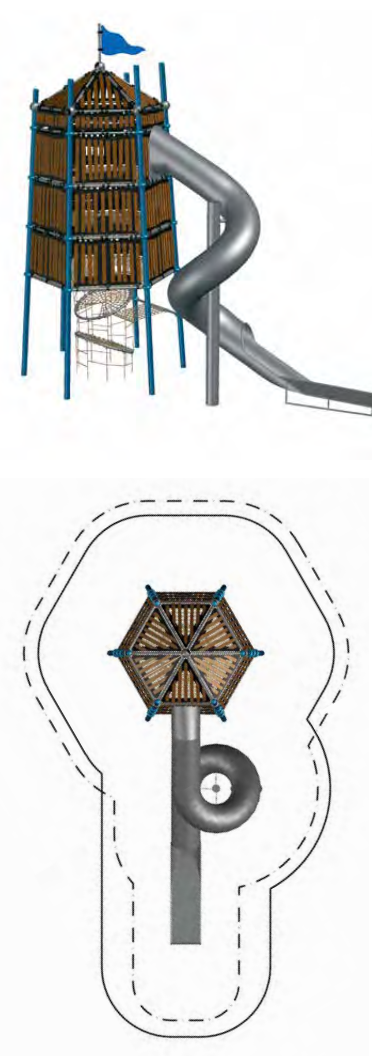


Tower2

90.295.002






	(m) 6,1 × 9,0 × 8,7 (") 19-9 × 29-5 × 28-4
	EN 1176 (m) 9,7 × 13,1 ASTM/CSA (m) 10,0 × 13,2 ASTM/CSA ("") 32-9 × 43-2
	EN 1176 (m) 2,57 ASTM/CSA ("") 8-5
	5-12
	Medebach, Germany

A castle turret? A secret rocket launch pad? A child's imagination can be boundless. The mighty tower raised on tilted posts can only be reached via a combination of plate-shaped nets and net matting. The 16'-5" long Tunnel Slide promises to be a highlight of every playground visit.

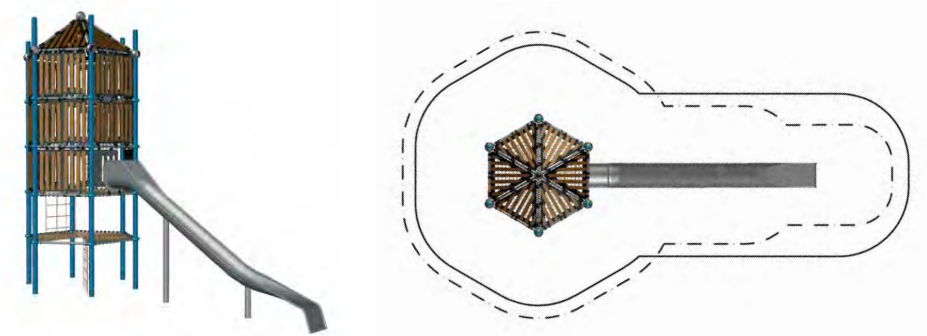


Tower3

90.295.003





	(m) 8,2 × 5,4 × 7,3 (") 26-9 × 17-8 × 23-10
	EN 1176 (m) 9,5 × 12,2 ASTM/CSA (m) 9,7 × 12,7 ASTM/CSA ("") 31-10 × 41-8
	EN 1176 (m) 2,50 ASTM/CSA ("") 8-3
	5-12
	Medebach, Germany

The vertical tower is visible from quite some distance. But what's concealed behind its bamboo panels? Climbing nets rise up four levels to the apex. A Slide on the second level offers an exit route.



Tower7

90.295.007

	(m) 4,8 × 4,8 × 10,8 (") 15-7 × 15-7 × 35-6
	EN 1176 (m) 7,8 × 7,8 ASTM/CSA (m) 8,4 × 8,4 ASTM/CSA ("") 27-8 × 27-8
	EN 1176 (m) 1,45 ASTM/CSA ("") 8-0
	5-12







Courage, concentration, and ambition are all required. With over 5,120 cubic feet, the climbing web inside this tower offers maximum play volume in a small footprint, boasting multiple play options that only a climbing web can offer.

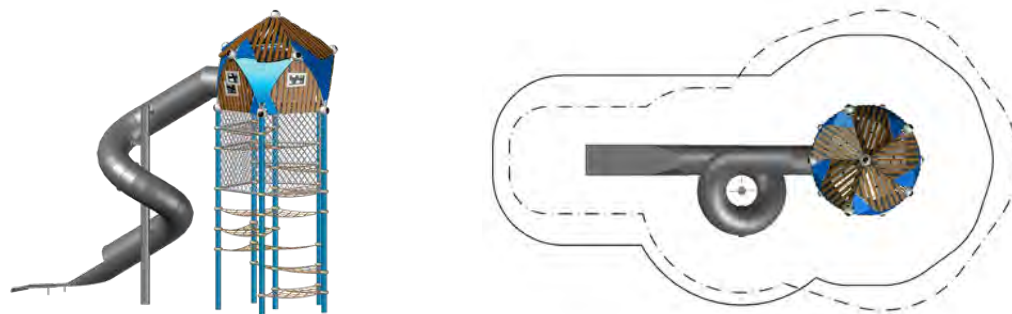


Tower5

90.295.005

	(m) 9,0 × 3,5 × 7,4 (") 29-5 × 11-4 × 24-4
	EN 1176 (m) 7,9 × 13,4 ASTM/CSA (m) 7,1 × 13,2 ASTM/CSA ("") 23-4 × 43-5
	EN 1176 (m) 3,0 ASTM/CSA ("") 9-11
	5-12

Climbing up inside this special tower is exciting: leading up into the spacious Playhouse at the top are ropes and nets arranged like a winding witch's staircase.





Tower1

90.295.001

(m) 2,2 x 2,9 x 9,4  
(ft) 10-7 x 9-5 x 31-0

EN 1176 (m) 6,5 x 6,5  
ASTM/CSA (m) 6,5 x 6,9  
ASTM/CSA (ft) 21-5 x 22-7

EN 1176 (m) 2,99  
ASTM/CSA (ft) 9-11

5-12

Medebach,  
Germany

The ascent to the net sphere is successful via several inclined rings with nets. The over 30' high tower offers ample space to relax in and, for role playing children, can become either a retreat, command center or bird's nest.



Tower4

90.295.004

(m) 10,1 x 9,3 x 11,3  
(ft) 33-0 x 30-4 x 36-11

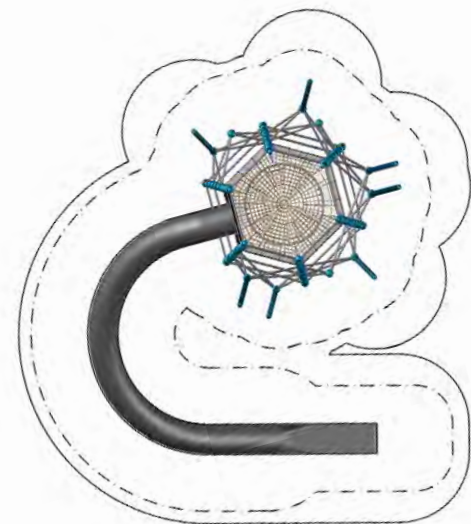
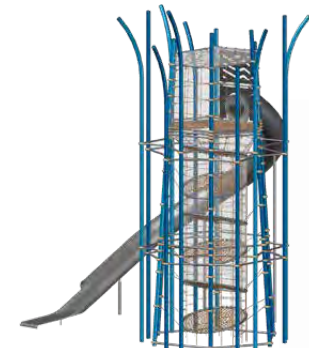
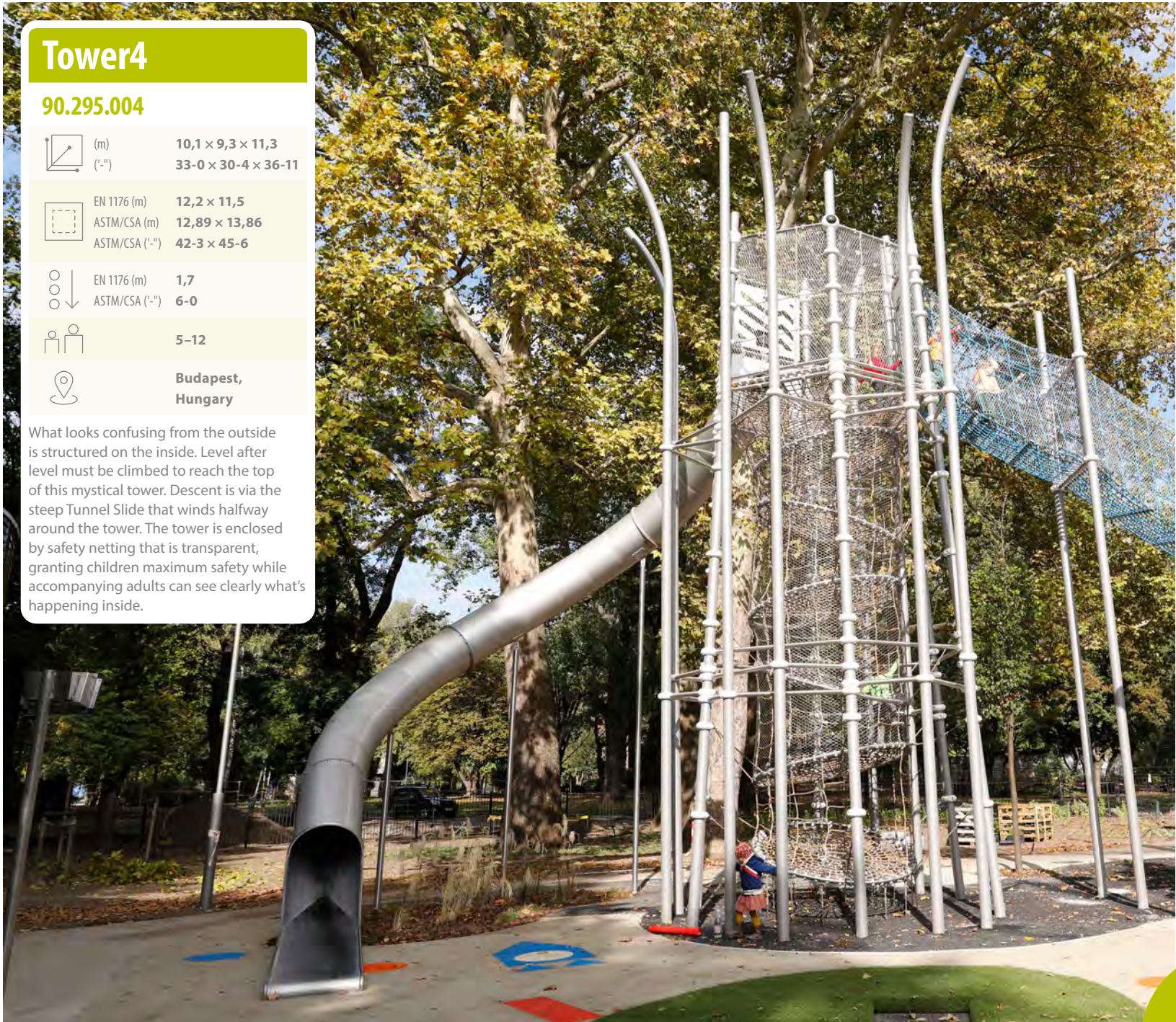
EN 1176 (m) 12,2 x 11,5  
ASTM/CSA (m) 12,89 x 13,86  
ASTM/CSA (ft) 42-3 x 45-6

EN 1176 (m) 1,7  
ASTM/CSA (ft) 6-0

5-12

Budapest,  
Hungary

What looks confusing from the outside is structured on the inside. Level after level must be climbed to reach the top of this mystical tower. Descent is via the steep Tunnel Slide that winds halfway around the tower. The tower is enclosed by safety netting that is transparent, granting children maximum safety while accompanying adults can see clearly what's happening inside.



Tower6

90.295.006

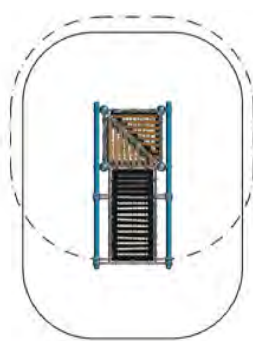
(m) 2,1 x 4,4 x 5,3  
(ft) 7-0 x 14-7 x 7-7

EN 1176 (m) 6,4 x 6,7  
ASTM/CSA (m) 5,8 x 8,1  
ASTM/CSA (ft) 19-10 x 26-7

EN 1176 (m) 2,83  
ASTM/CSA (ft) 9-4

5-12

This mysterious tower can be climbed via plate-shaped nets. 13 feet above ground level, an angled reclining surface invites visitors to relax and offers commanding views over the valleys below.



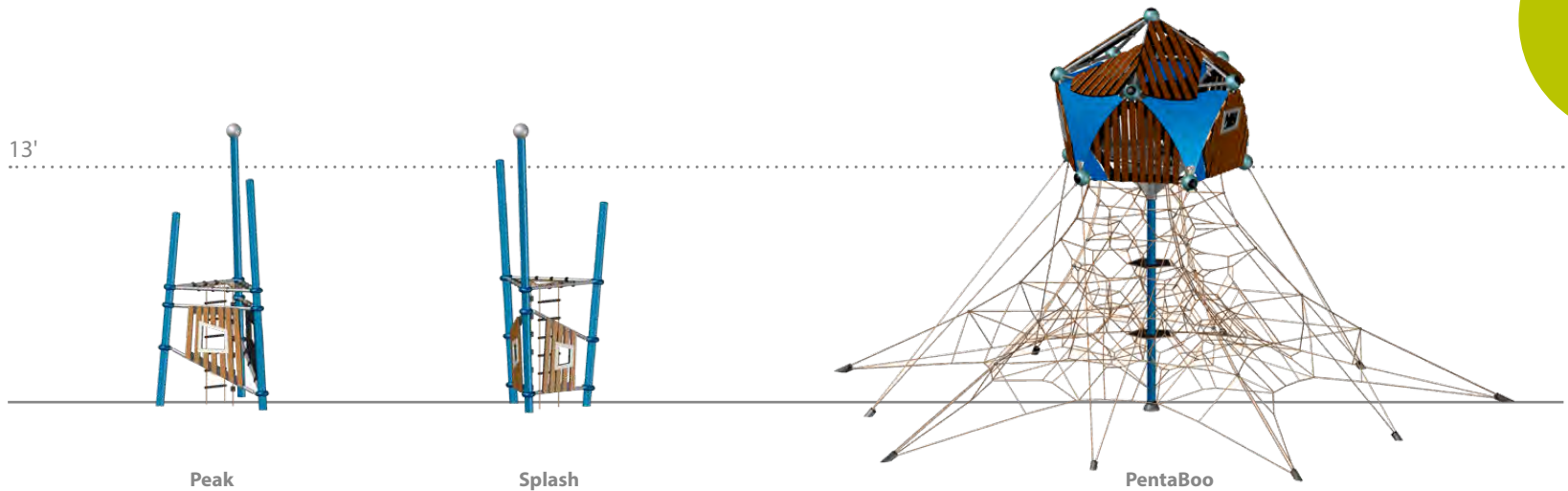
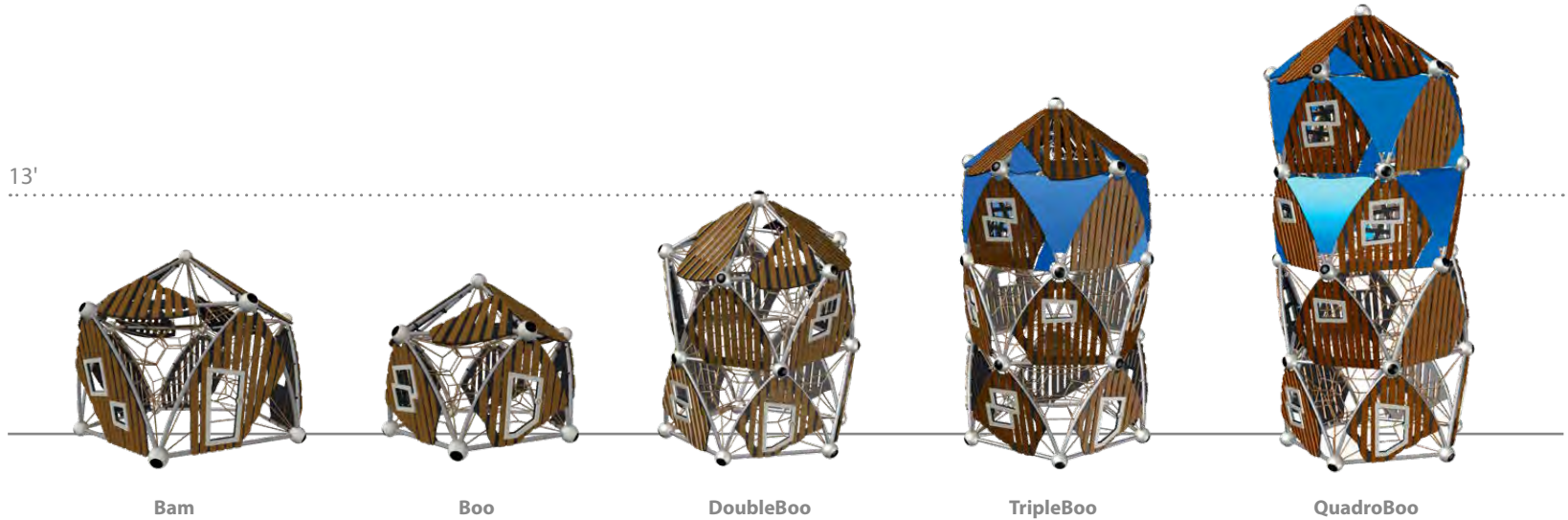




# Greenville Rope Playhouses

The spatial net as a play component is the perfect base for a structure on a playground to climb in. Climbing in a three-dimensional net is a challenge that stimulates 3D thinking and the psychomotor skills of children. Three-dimensional nets in an outer frame also offer numerous combination capabilities. Outer frame structures are used to build a huge combination

from the start or keep adding to it step by step. The Greenville structures even become better by adding the bamboo panels to give them the resemblance of a classic Playhouse in nature, while still being more valuable with a three-dimensional net for climbing and the space for recess like a Playhouse.





# Bam.01

90.270.001

(m) 8,2 x 4,5 x 3,3  
(ft) 26-11 x 14-7 x 10-9

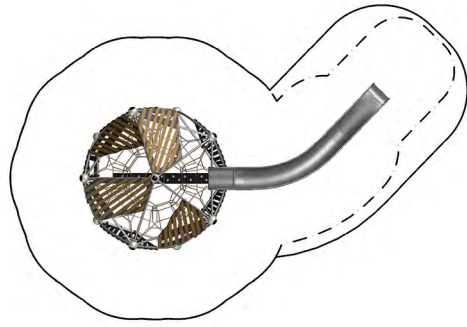
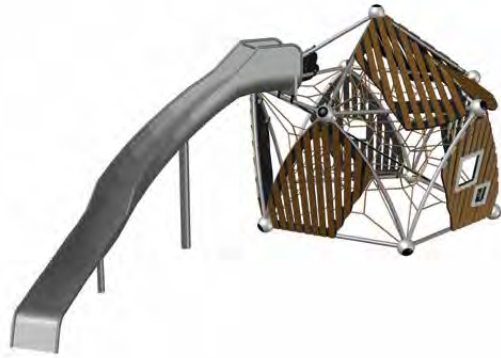
EN 1176 (m) 11,8 x 8,0  
ASTM/CSA (m) 12,1 x 8,3  
ASTM/CSA (ft) 39-7 x 27-4

EN 1176 (m) 1,99  
ASTM/CSA (ft) 6-7

5-12

Berlin,  
Germany

Big Rope Playhouse with a spatial net, bamboo panels, Access Membrane, and a curved Slide.



Multiple  
Add-on  
Elements

# Bam

90.270.000

(m) 4,0 x 3,8 x 3,3  
(ft) 13-1 x 12-6 x 10-9

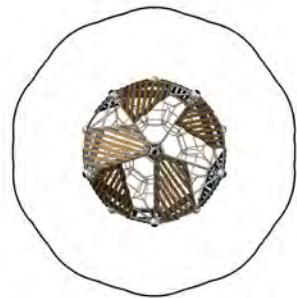
EN 1176 (m) 7,7 x 7,5  
ASTM/CSA (m) 7,7 x 7,5  
ASTM/CSA (ft) 25-1 x 24-6

EN 1176 (m) 1,99  
ASTM/CSA (ft) 6-7

5-12

Copenhagen,  
Denmark

Big Rope Playhouse with a spatial net and bamboo panels.



# Boo

90.280.000

(m) 3,1 x 3,0 x 2,6  
(ft) 10-1 x 9-8 x 8-4

EN 1176 (m) 6,1 x 6,0  
ASTM/CSA (m) 6,8 x 6,6  
ASTM/CSA (ft) 22-1 x 21-8

EN 1176 (m) 1,53  
ASTM/CSA (ft) 6-0

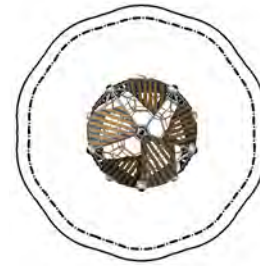
2-12

Berlin,  
Germany

In this small Rope Playhouse with a spatial net and bamboo panels, the children will experience the benefits of spatial nets and at the same time, enjoy the coziness of Playhouses.



Discover our  
Windows and  
climb-through  
Access Designs



Large Variety  
of Slides  
available



# Boo.02

90.280.002

(m) 6,7 x 3,0 x 2,6  
(ft) 21-10 x 9-8 x 8-4

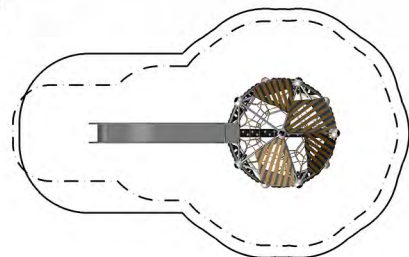
EN 1176 (m) 10,2 x 6,0  
ASTM/CSA (m) 10,3 x 6,6  
ASTM/CSA (ft) 33-10 x 21-8

EN 1176 (m) 1,53  
ASTM/CSA (ft) 6-0

5-12






Monheim,  
Germany

Small Rope Playhouse with a spatial net, bamboo panels, Access Membrane, and a straight Box Slide.

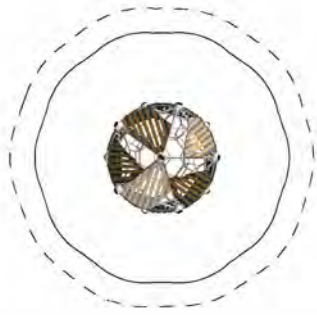
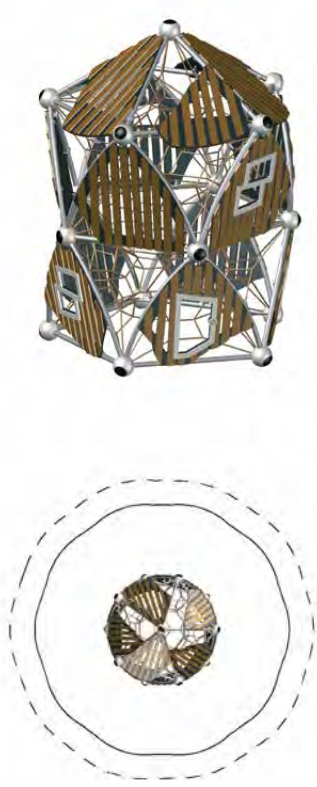









DoubleBoo

90.280.000.2	
 (m) (")	3,1 × 3,0 × 4,0 10-1 × 9-8 × 12-11
 EN 1176 (m) ASTM/CSA (m) ASTM/CSA ("")	8,0 × 7,4 6,8 × 6,6 22-1 × 21-8
 EN 1176 (m) ASTM/CSA ("")	2,94 9-8
	5-12
	Bexley, Great Britain

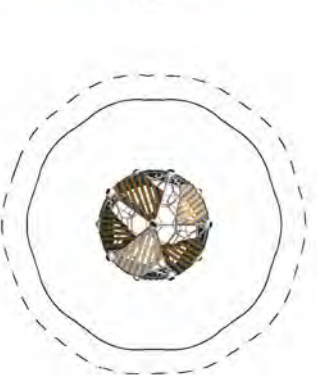
The Rope Playhouse beckons kids 13' up via a rope climbing web.







TripleBoo

90.280.000.3	
 (m) (")	3,1 × 3,0 × 5,4 10-1 × 9-8 × 17-7
 EN 1176 (m) ASTM/CSA (m) ASTM/CSA ("")	8,0 × 7,9 6,8 × 6,6 22-1 × 21-8
 EN 1176 (m) ASTM/CSA ("")	1,75 6-0
	5-12
	Glashouse Park, Australia

A climbing web is the ideal basis for every climbing structure. In this Rope Playhouse, the three-dimensional net is over 16' high.



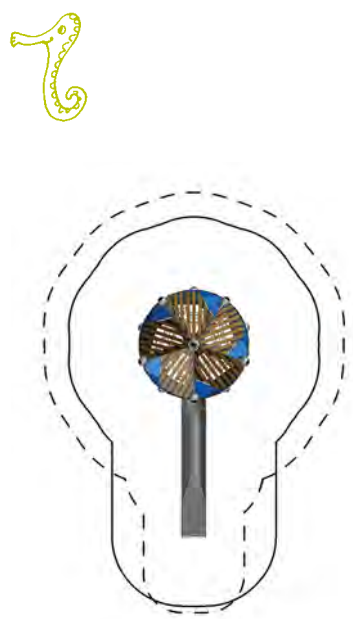
QuadroBoo.14

90.280.014	
 (m) (")	2,9 × 6,7 × 6,8 9-8 × 21-9 × 22-2
 EN 1176 (m) ASTM/CSA (m) ASTM/CSA ("")	11,1 × 7,9 10,3 × 6,6 33-9 × 21-8
 EN 1176 (m) ASTM/CSA ("")	1,75 6-0
	5-12

The QuadroBoo is the newest addition to our Rope Playhouses. After Boo, DoubleBoo and TripleBoo, the QuadroBoo offers the possibility to climb up to a height of nearly 23' thanks to its three-dimensional net. The Boo family thereby reaches unimaginable heights and lets the hearts of climbing enthusiasts beat a little faster.







190  
Also available  
with our  
Fast Lane  
Slides











Peak.01

90.292.001	
 (m) ('-")	5,9 × 3,0 × 4,7 19-2 × 9-10 × 15-2
 EN 1176 (m) ASTM/CSA (m) ASTM/CSA ('-")	8,9 × 6,3 9,5 × 6,7 31-2 × 21-10
 EN 1176 (m) ASTM/CSA ('-")	2,0 6-7
	5-12


Climbing tower with bamboo panels, an Access Net, Rope Ladder, Climbing Rope, and Straight Banister.








Splash.01

90.291.001	
 (m) ('-")	7,4 × 3,2 × 4,7 24-3 × 10-3 × 15-2
 EN 1176 (m) ASTM/CSA (m) ASTM/CSA ('-")	10,4 × 6,4 11,1 × 6,8 36-3 × 22-3
 EN 1176 (m) ASTM/CSA ('-")	2,0 6-7
	5-12
	Dresden, Germany

Lookout with bamboo panels, an Access Bridge, Rope Ladder, Climbing Rope, and Curved Banister.



PentaBoo M

91.200.022	
 (m) ('-")	10,5 × 10,0 × 6,2 34-4 × 32-8 × 20-4
 EN 1176 (m) ASTM/CSA (m) ASTM/CSA ('-")	13,0 × 13,5 13,7 × 14,2 44-9 × 46-5
 EN 1176 (m) ASTM/CSA ('-")	0,92 6-0
	5-12
	Berlin, Germany

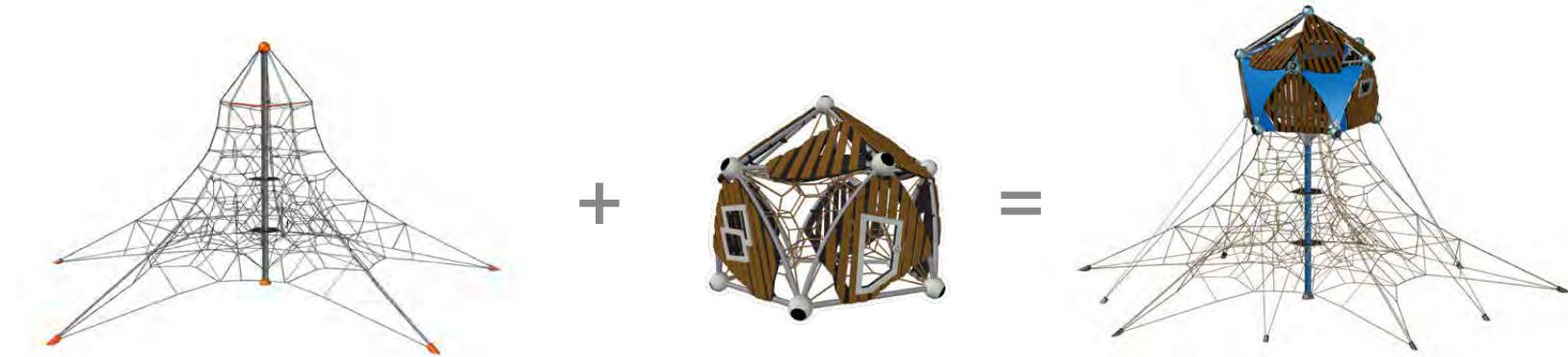
The center mast unit topped by the large Playhouse impresses with its spatial net and transparency. Our Playhouses can be combined with our Polygodes.



192  
Central Mast  
Structures,  
Polygodes

Expansion Possibilities

It goes without saying that all our central masts make ideal stand-alone play structures – but if space permits, why not expand? With almost any combination possible, simply get in touch to discuss the possibilities. You can let your imagination run wild or receive our advice on how each of our product structures can be combined. How about a low rope landscape crowned by a central mast play structure? Or a Pentagode topped by one of our bamboo-paneled Greenville Playhouses? The following pages illustrate a number of exciting possibilities.





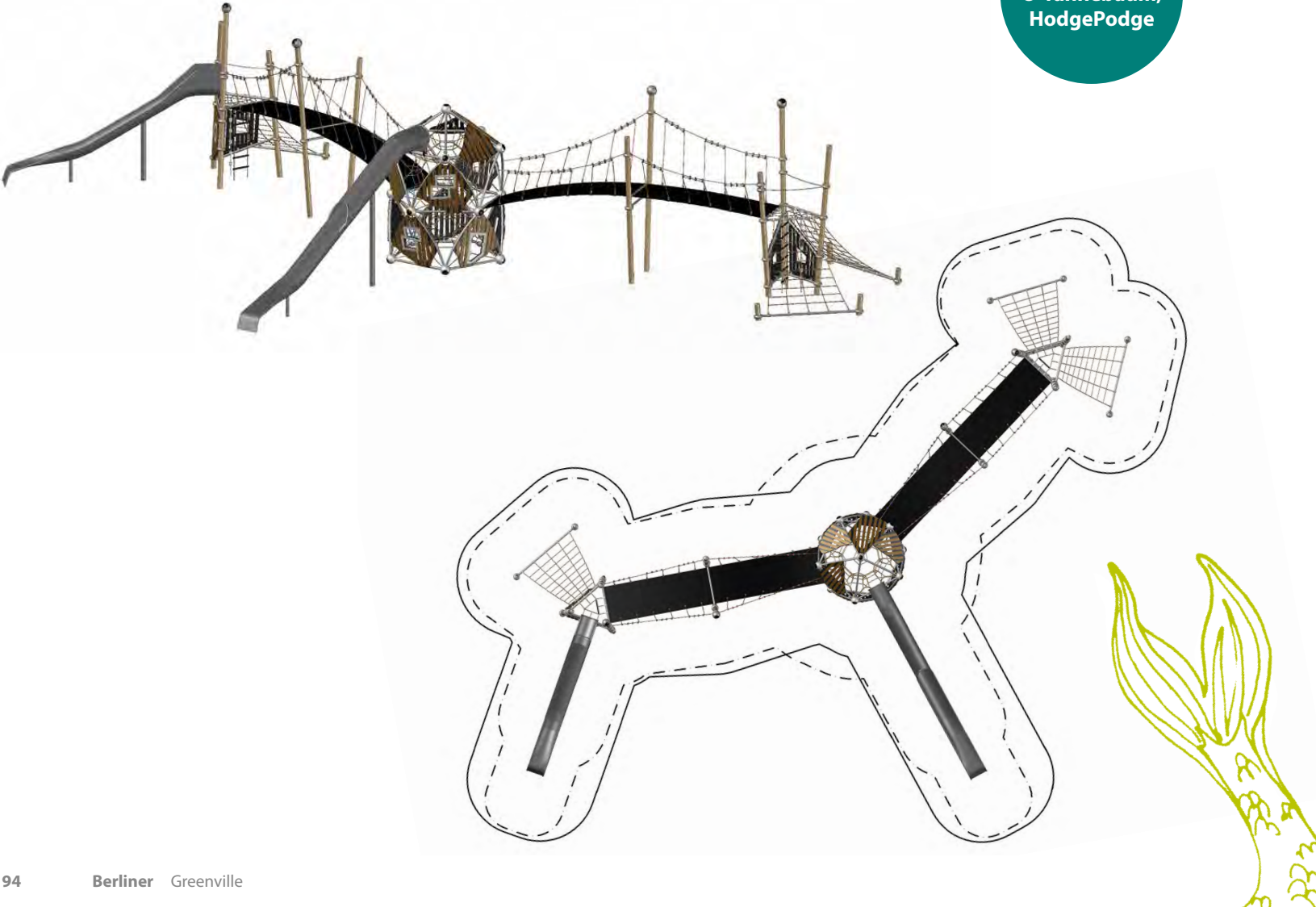
Greenville Combi.06

	(m)	22,2 × 15,8 × 4,6
	("-")	72-8 × 51-8 × 15-2
	EN 1176 (m)	25,4 × 19,2
	ASTM/CSA (m)	26,0 × 19,7
	ASTM/CSA ("-")	85-2 × 64-6
	EN 1176 (m)	2,94
	ASTM/CSA ("-")	9-8
		5-12
		Bexley, Great Britain

Two-story Rope Playhouse Boo with a spatial net, bamboo panels, Access Membrane, and concave straight Slide. Two Rubber Bridges leading to lookouts with bamboo panels, Climbing Ropes, Rope Ladders, Access Nets, and small concave Slide.




265  
O'Tannebaum,  
HodgePodge



Greenville Combi.02

	(m)	17,6 × 8,0 × 4,7
	("-")	57-6 × 26-2 × 15-2
	EN 1176 (m)	20,6 × 11,4
	ASTM/CSA (m)	21,4 × 11,9
	ASTM/CSA ("-")	70-0 × 39-1
	EN 1176 (m)	2,3
	ASTM/CSA ("-")	7-4
		5-12
		Toulouse, France

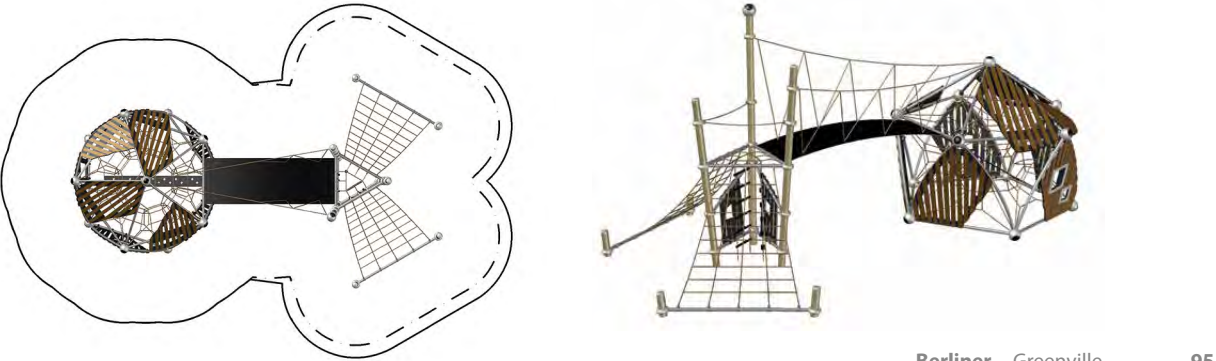
Exciting combination of Bam and Peak, connected by a long Rubber Bridge.



Greenville Combi.03

	(m)	9,9 × 5,7 × 4,7
	("-")	32-3 × 18-7 × 15-2
	EN 1176 (m)	13,2 × 8,7
	ASTM/CSA (m)	13,5 × 9,3
	ASTM/CSA ("-")	44-3 × 30-7
	EN 1176 (m)	2,3
	ASTM/CSA ("-")	7-4
		5-12
		Sacramento, USA

This Greenville Combi.03 connects a large Rope Playhouse with spatial net and bam-boo panels via a small Rubber Bridge to a lookout with a Climbing Rope, Rope Ladder and two Access Nets.







## Greenville Combi.795

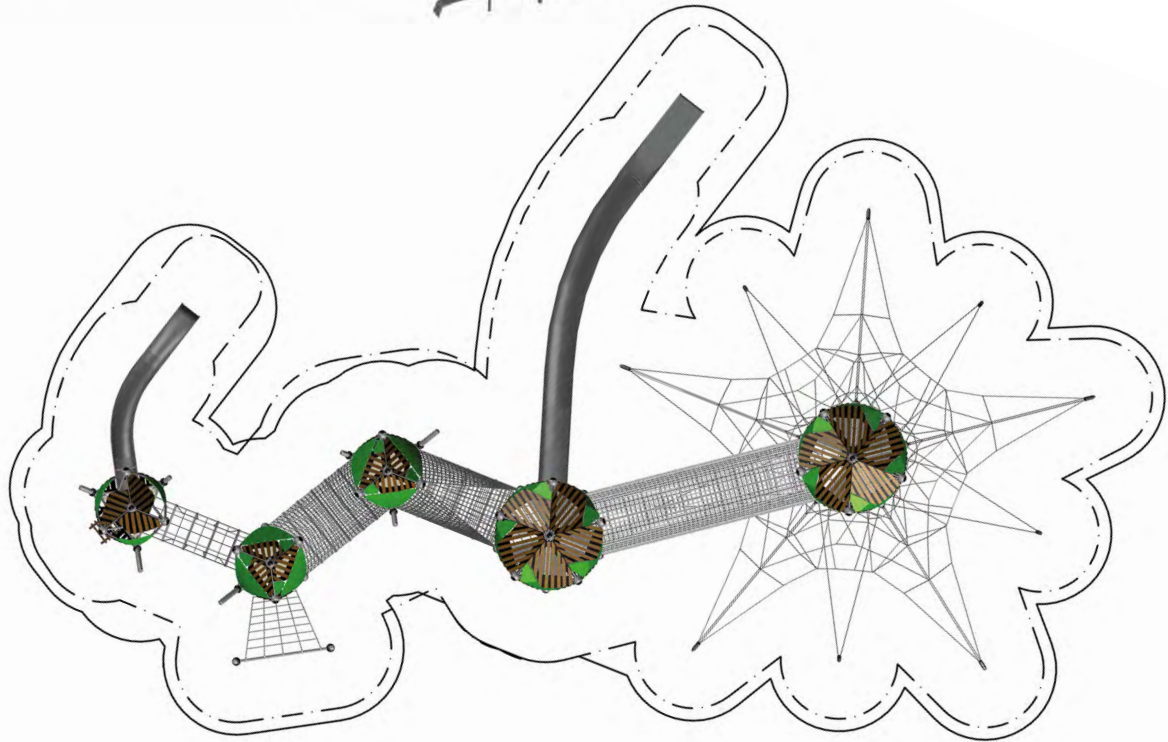
90.293.795

	(m) (")	24,2 x 18,5 x 7,7 79-2 x 60-6 x 25-1
	EN 1176 (m) ASTM/CSA (m) ASTM/CSA ("")	27,1 x 22,0 27,8 x 22,7 91-2 x 74-6
	EN 1176 (m) ASTM/CSA ("")	2,99 9-10
		5-12
		Goulburne- Mulwaree, Australien

In Goulburn-Mulwaree's Victoria Park in Australia, a huge climbing playground has emerged in the form of an Adventure Trail, which runs high in the air over five different Greenville treehouses, through different Net Tunnels and Bridges connected to each other. At the same time, every treehouse has different ascent options, such as Access Nets or Ladder.



83  
Tower5

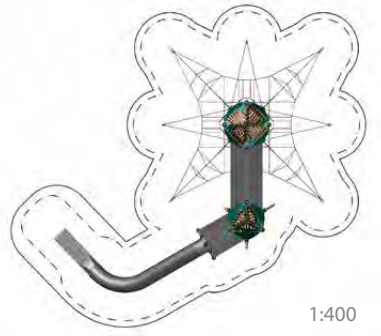


## Greenville Combi.793

90.293.793

	(m) (")	13,4 x 14,7 x 8,5 43-9 x 48-2 x 27-8
	EN 1176 (m) ASTM/CSA (m) ASTM/CSA ("")	16,4 x 17,9 17,0 x 18,8 55-9 x 61-7
	EN 1176 (m) ASTM/CSA ("")	1,34 6-0
		5-12
		Osnabrück, Germany

This Greenville Combi offers lots of climbing fun. You can climb into the little house through the Pentagode and from there you can reach the next Trii via a long Net Tunnel. From there, a long Tunnel Slide leads back down.



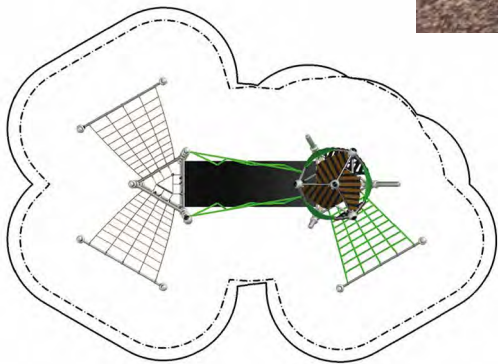
1:400

## Greenville Combi.045

90.293.045

	(m) (")	9,3 x 5,7 x 4,7 30-4 x 18-6 x 15-2
	EN 1176 (m) ASTM/CSA (m) ASTM/CSA ("")	8,7 x 12,3 9,3 x 12,9 30-7 x 42-4
	EN 1176 (m) ASTM/CSA ("")	2,4 7-11
		5-12
		Neumarkt, Germany

A combination of Trii and Splash, linked by a Rubber Bridge.








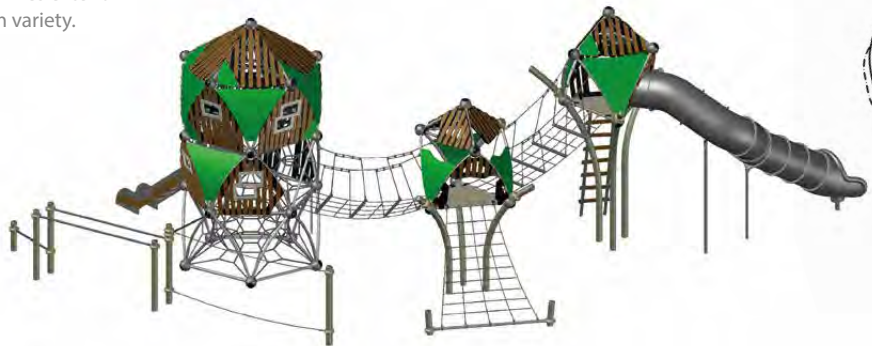
# Greenville Combi.700

90.293.700

	(m) 11,2 x 15,4 x 5,3 (") 36-11 x 50-7 x 17-6
	EN 1176 (m) 14,7 x 18,9 ASTM/CSA (m) 14,9 x 19,7 ASTM/CSA (") 48-11 x 64-7
	EN 1176 (m) 2,99 ASTM/CSA (") 9-10
	5-12
	Sacramento, USA



Here, reality and fantasy merge. Multi-story treehouses connected by Suspension Bridges set the scene for this spectacular playground. An Access Net, a Ladder, two Slides, and Slacklines extend the play value to a maximum variety.



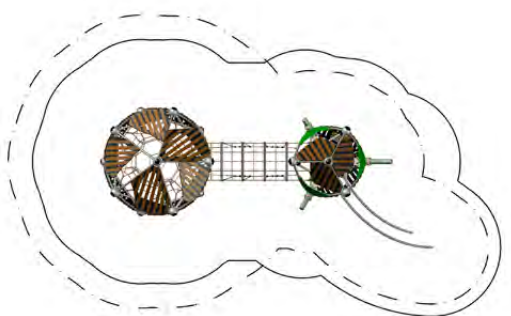
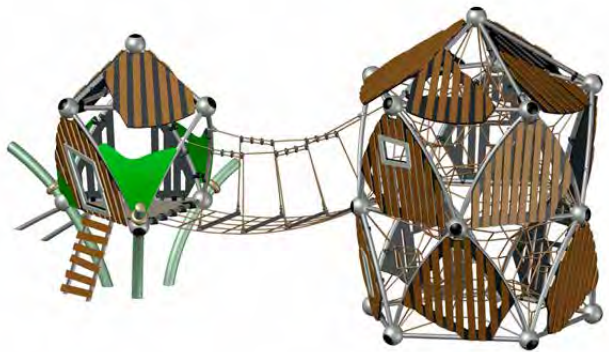
# Greenville Combi.024

90.293.024

	(m) 3,9 x 9,0 x 4,0 (") 12-7 x 29-6 x 13-0
	EN 1176 (m) 7,9 x 13,0 ASTM/CSA (m) 6,6 x 12,7 ASTM/CSA (") 21-8 x 41-6
	EN 1176 (m) 2,94 ASTM/CSA (") 9-8
	5-12
	Lincoln, USA



This Combi connects two Playhouses together. The DoubleBoo has a spatial net inside. The Trii house can serve as a retreat for the smaller ones.







## Greenville Combi.444

90.293.444

(m) 20,7 × 22,5 × 9,2  
(ft) 69-2 × 73-11 × 30-0

EN 1176 (m) 24,3 × 26,5  
ASTM/CSA (m) 25,2 × 26,2  
ASTM/CSA (ft) 82-7 × 85-11

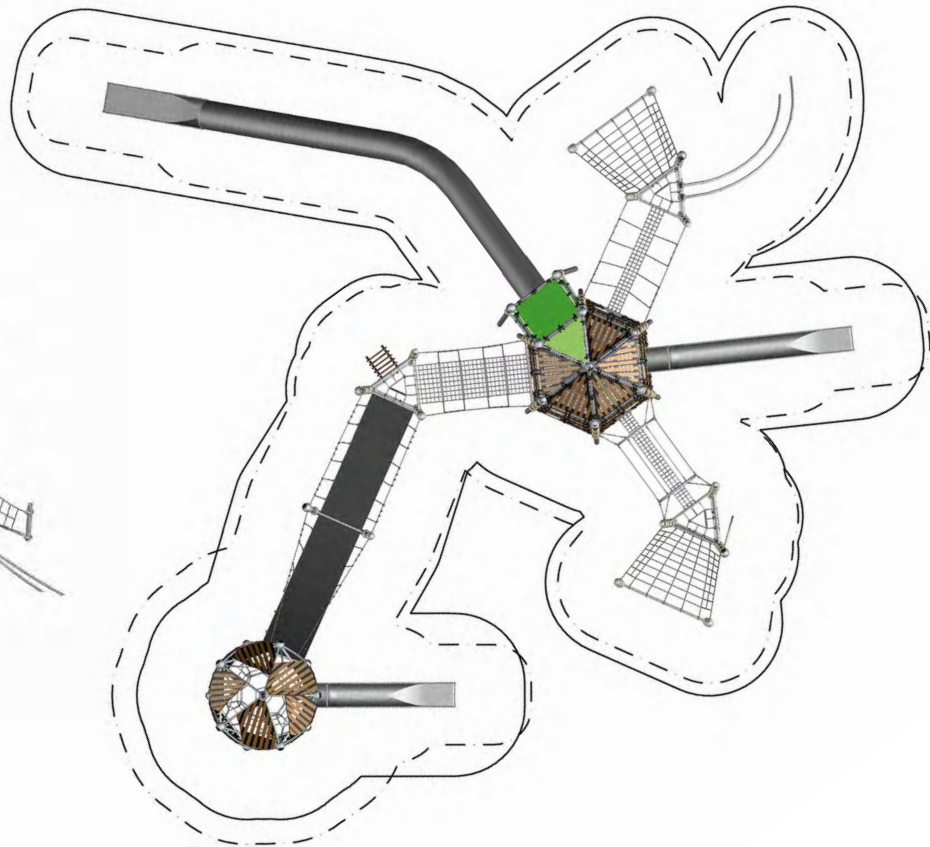
EN 1176 (m) 2,99  
ASTM/CSA (ft) 9-10

5-12

Duisburg,  
Germany



A Greenville Combi that has it all! The highlight of the facility is the almost 30-foot-high climbing tower with two Slides. From there, different Bridges lead to the Rope Playhouse DoubleBoo and the two smaller platforms Splash.







# Woodville

Whimsy from wood – strength from steel



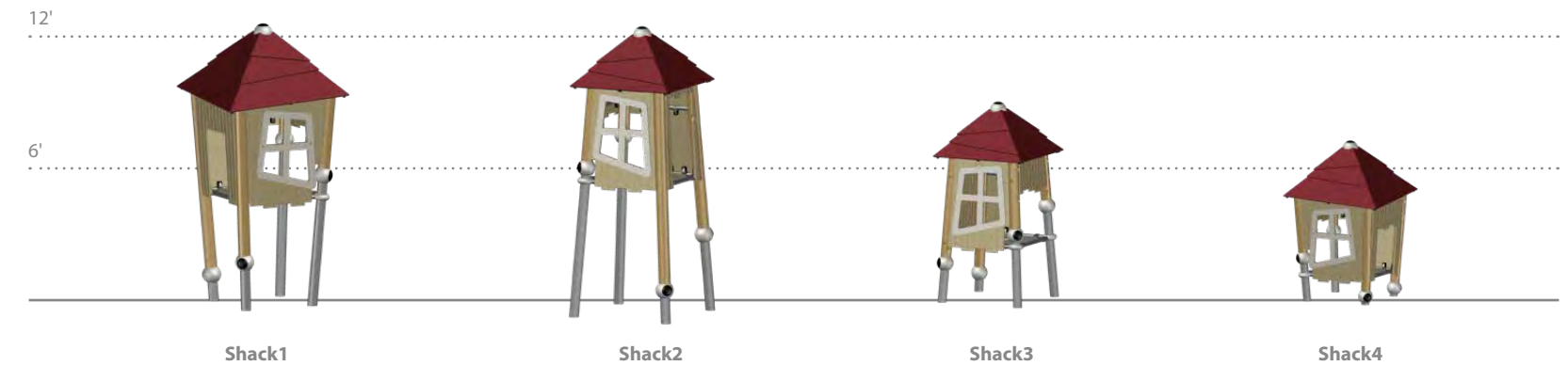




# Basics Woodville

In contrast to typical wooden playground units, Woodville distinguishes itself through its individual design and its durability. This is achieved through the use of high-quality materials and the hybrid design of wood and steel.

**114**  
Various Add-on  
Components  
for Woodville



**Roof**  
HDPE tent roof from folding formwork  
for a realistic shed look and protection  
of the wooden components



**Window**  
High transparency thanks to  
the windows with oversized  
openings



**Wood**  
Natural character and warm  
surface feel due to wood



**Terranos-Clamp**  
Secure fastening and highest modularity  
because of the Terranos-Clamp



**Post**  
Coated steel of the two-part posts  
in the bottom area for protection  
from corrosion








**Ball**  
System balls made of aluminum  
act as connecting elements  
between wood and steel posts





## Woodville Combi.02

90.224.100.2


	(m) (" ")	5,9 x 6,0 x 4,0 19-2 x 19-6 x 13-0
	EN 1176 (m) ASTM/CSA (m) ASTM/CSA (" ")	9,0 x 8,9 9,6 x 9,5 31-7 x 31-2
	EN 1176 (m) ASTM/CSA (" ")	1,89 6-3
		5-12
		Berlin, Germany

21

The Woodville Combi.02 combines two huts of different heights, which share a common support post. The larger of the two huts is equipped with a connecting mesh net, which is combined with an entry net, and offers an exciting challenge. The two huts are connected by a balcony which can be climbed by a Rope Ladder or using the Rocking Plate Ascent.



All Shacks are combinable










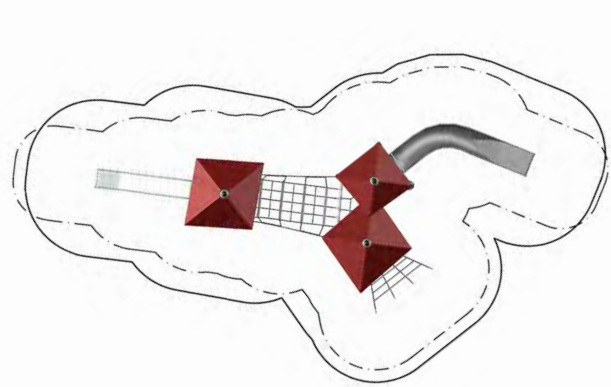


Woodville Combi.03

90.224.100.3




	(m) (" ")	<b>7,7 × 9,9 × 4,0</b> <b>25-3 × 32-5 × 13-0</b>
	EN 1176 (m) ASTM/CSA (m) ASTM/CSA (" ")	<b>10,9 × 13,1</b> <b>11,4 × 13,6</b> <b>37-3 × 44-6</b>
	EN 1176 (m) ASTM/CSA (" ")	<b>1,89</b> <b>6-3</b>
		<b>5-12</b>
		<b>Müsen, Germany</b>

This is a large combination of Shack1 and Shack2. Two neighboring huts share one post and a further hut is connected via a Rope Bridge. Two Slides and various elements as well as different platform heights ensure a multi-facetted climbing landscape.

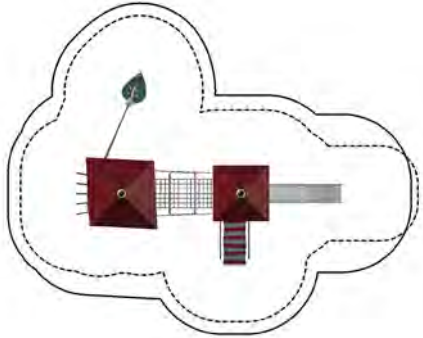


Woodville Combi.033

90.224.103.3

	(m) (" ")	<b>5,1 × 7,0 × 3,0</b> <b>16-8 × 22-11 × 9-10</b>
	EN 1176 (m) ASTM/CSA (m) ASTM/CSA (" ")	<b>8,1 × 10,5</b> <b>8,7 × 10,6</b> <b>28-8 × 34-11</b>
	EN 1176 (m) ASTM/CSA (" ")	<b>0,93</b> <b>3-1</b>
		<b>2-12</b>
		<b>Hagen, Germany</b>

Thanks to its low height off the ground, which allows easy access, this Woodville Combi is ideal for small children. Various climbing features, such as the planar net, Rope Ladder, and Ramp, offer various levels of climbing difficulty. The Suspension Bridge, which encourages the little ones to both test and improve their sense of balance, is a particular highlight.













Woodville Combi.04

90.224.100.4






	(m) ("ft")	1,9 × 8,9 × 4,0 6-3 × 29-2 × 13-0
	EN 1176 (m) ASTM/CSA (m) ASTM/CSA ("ft")	4,9 × 12,4 5,6 × 12,6 18-3 × 41-3
	EN 1176 (m) ASTM/CSA ("ft")	1,86 6-2
		5-12
		Lloret de Mar, Spain

This combination of shacks which is connected through a Suspension Net and can be entered through a triangular Access Net. A Rope Ladder, Rocking Plate Ascent, Climbing Rope, and an Access Net ensure a variety of climbing options, before you swiftly slide back down the Slide.

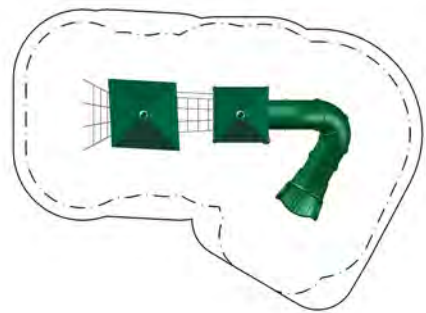


Woodville Combi.05

90.224.100.5

	(m) ("ft")	3,8 × 7,1 × 4,0 12-4 × 23-4 × 13-0
	EN 1176 (m) ASTM/CSA (m) ASTM/CSA ("ft")	7,2 × 10,2 8,0 × 10,9 26-1 × 35-6
	EN 1176 (m) ASTM/CSA ("ft")	1,89 6-2
		5-12
		Missouri City, USA

The Woodville Combi.05 combines two shacks of different heights with a curved Tube Slide. The transparent net floors and the crossing net ensure a special climbing challenge for children.

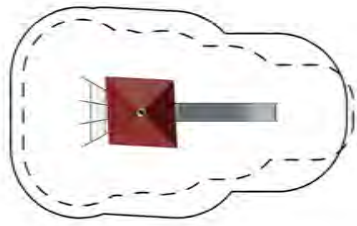




Shack1.01

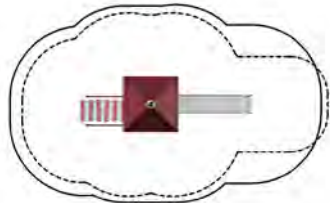
	(m)	5,3 × 2,0 × 3,8
	("-")	17-2 × 6-4 × 12-3
	EN 1176 (m)	8,8 × 5,0
	ASTM/CSA (m)	8,9 × 5,6
	ASTM/CSA ("-")	29-2 × 18-3
	EN 1176 (m)	1,49
	ASTM/CSA ("-")	4-11
		5-12
		Goch, Germany

Shack1 with a landing height of approximately 5 feet is the smaller one of the two play huts. In this variation, the “witch’s house” distinguishes itself through its high transparency. The two different entrances can be climbed into using the slanted net ascent, as well as a Climbing Rope with rubber cylinders which function as a climbing support. A special feature of Shack1 are the posts that are slanted outwards at the top.



Shack3.01

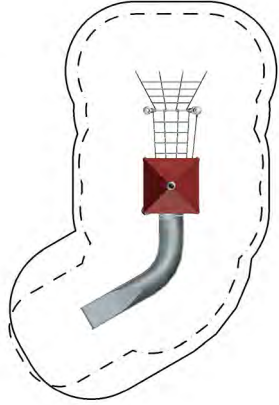
	(m)	1,5 × 4,6 × 3,0
	("-")	4-10 × 14-11 × 9-10
	EN 1176 (m)	4,8 × 8,1
	ASTM/CSA (m)	5,2 × 8,2
	ASTM/CSA ("-")	17-1 × 26-11
	EN 1176 (m)	0,93
	ASTM/CSA ("-")	3-1
		2-12



Shack2.01

	(m)	3,4 × 6,9 × 4,0
	("-")	11-0 × 22-6 × 13-0
	EN 1176 (m)	9,9 × 6,8
	ASTM/CSA (m)	10,6 × 7,1
	ASTM/CSA ("-")	34-6 × 23-1
	EN 1176 (m)	1,89
	ASTM/CSA ("-")	6-3
		5-12
		Kópavogur, Iceland

Shack2 with its landing height of 6'-3" is the larger one of the two systems. In this variant, the posts are slanted inward at the top. Using the entry net or the Rope Ladder to reach the playhouse, the peak of the Shack2.01 reaches nearly 7 feet. A sweeping curved Slide brings you back to the ground.



Available in various Colors

Shack4.01

	(m)	2,4 × 1,9 × 2,7
	("-")	6-3 × 8-10 × 8-10
	EN 1176 (m)	4,4 × 5,4
	ASTM/CSA (m)	5,6 × 6,3
	ASTM/CSA ("-")	18-3 × 20-10
	EN 1176 (m)	0,48
	ASTM/CSA ("-")	1-7
		2-12





Add-on Components for Woodville

The shacks are available with different add-ons and in various combinations, which is standard at Berliner. Due to the mirrored inclination, the higher and lower houses can share a post and form a combination. In doing so, you have the choice of a triangular or rectangular balcony between the huts. Choose amongst our wide array of entry options and bridges, and build your own climbing landscape with Woodville.



Access Net



Rope Ladder



Climbing Rope



Access Bridge



Banister



Rocking Plates



Ramp



Panel Bridge



Suspension Bridge



Suspension Net



Transfer Station



Sand Table



Sliding Pole



Slide

The Configuration of the Add-on Components can vary depending on the Product and the Customer's Request.

Expansion Possibilities

A shack, a couple or an entire village? There are no limits to your imagination. Create your own Woodville!



Shack3

+



Shack4

=



Woodville Combi.33








# Spooky Rookies

Play equipment for climbing beginners








# Basics

## Spooky Rookies



The playground equipment of the Spooky Rookies product group is designed for use in nurseries, day-care centers, and

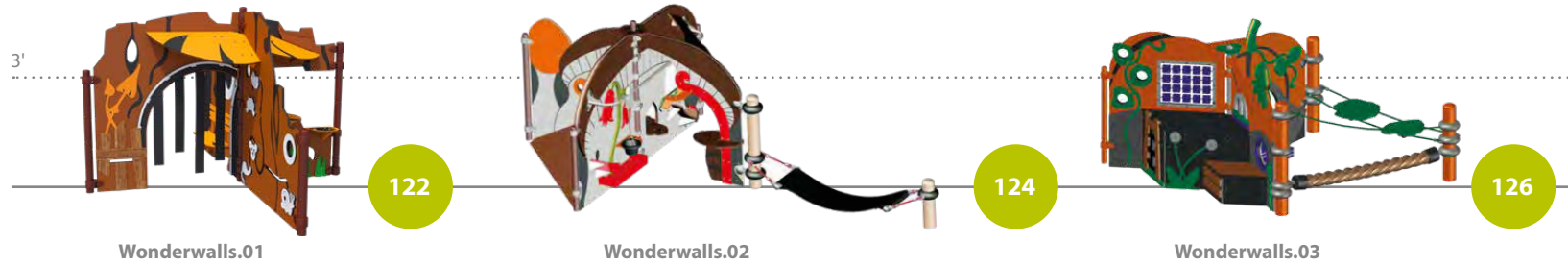
public playgrounds. They are specially adapted to the needs of toddlers and their psychomotor development.

**36**  
Our Theme Page  
“Great Fun for  
Small Children”

### Wonderwalls

Our latest innovation in the field of play equipment for toddlers are our Wonderwalls. Between four walls, which are fanned out around a central post in imaginative themed designs, each of the play units create several play worlds, which are connected


to each other by windows and passages. The Wonderwalls are equipped with numerous play functions in a very small space and can be combined with each other as well as with other Berliner products.



### Spoo and Roo

Our cuddly Playhouses are available with a wide variety of add-on components and different play functions as well as in different combinations.

**134**  
Various Add-on  
Components for  
Spooky Rookies



Greenville Style



Mixed Style



Ragged Style





# Spooky Rookies Wonderwalls

Wonderwalls is our latest innovation in play equipment for toddlers. Fitted with a wealth of play functions in a reduced space, Wonderwalls are specifically aimed at the needs of toddlers and pre-school children. Each equipment design offers a number of play worlds that are interconnected by windows and passages between the three or respectively four walls, which are fanned out around a central post. As well as space for retreat, children are encouraged to engage in role-playing games using elements such as Sand Tables, Benches, Sand Workshops, or openings in the walls. Language and social skills are fostered and practiced in a playful way. The colorful design and the choice of natural motifs such as a mushroom, pumpkin or tree stump appeal to toddlers and create an inspiring environment.

Thanks to the modular system, low rope elements can be connected directly to the walls. Children can enjoy their first experiences in balancing, or crawling on wobbly surfaces, which play an important role in developing a sense of self-awareness.


The use of various robust materials such as HDPE, steel, aluminum, rubber membranes, or rope not only ensures the longest possible lifetime of the equipment, but also offers a wide range of changing surfaces to explore different sensory experiences. Children thus learn to perceive their environment more consciously.



Wonderwalls.01



Wonderwalls.02



Wonderwalls.03







# Wonderwalls.01

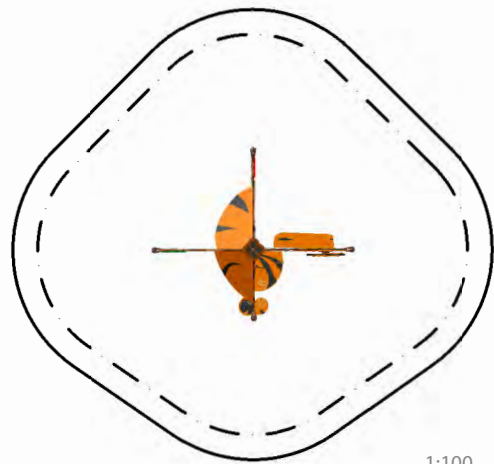
90.295.700.1

(m) 2,3 x 2,7 x 1,7  
(") 7-7 x 8-11 x 5-4

EN 1176 (m) 5,3 x 5,7  
ASTM/CSA (m) 6,0 x 6,4  
ASTM/CSA (") 19-7 x 20-11

EN 1176 (m) 1,21  
ASTM/CSA (") 4-0

2-5



1:100

## Wonderwalls.01

Playing in the undergrowth! The world of hedgehogs, mice and beetles starts here. Designed as a tree stump, the highlight of these Wonderwalls is the passage with rubber membranes connecting two play areas. And anyone looking closely will find a secret opening under the bench. Do you dare crawl through it?



**Letterbox**  
Hooray, hooray, the mail has arrived!  
The little ones can send secret messages to each other through the mailbox slot.



**Bench**  
Everyone needs a break sometimes!  
The integrated bench is a great place to relax or play waiting room.



**Rotating Disc**  
By turning the disc, different motifs come to light.



**Rubber Membrane Curtain**  
A curtain made of rubber membranes makes going through it a sensory experience.



**Puzzle Elements**  
Sliding the elements creates different animal and color combinations, depending on which side of the wall the child is on.



**Sand Tables**  
Sand Tables at different heights encourage role playing.



Wonderwalls.02

Playing under the mushroom! Toddlers can immerse themselves in the world of wonders and fables, like pixies. Play elements such as Sand Tables, hatches in the walls and a Sand Workshop inspires role play. A Hammock made of rubber mats encourages the youngsters to swing or try their first walking and crawling experiences on shaky ground.



**Passage**  
Want to quickly change sides? Thanks to the passage, an exciting journey of discovery is always on the cards.



**Sand Slide**  
The sand slide makes gravity perceptible.



**Rubber Membrane Hammock**  
Finally relax properly. Also a perfect place for parents.



**Ramp**  
This offers an attractive challenge for toddlers who are learning to walk.



**Revolving Flaps**  
Peepholes and motifs are hidden behind the revolving flaps.







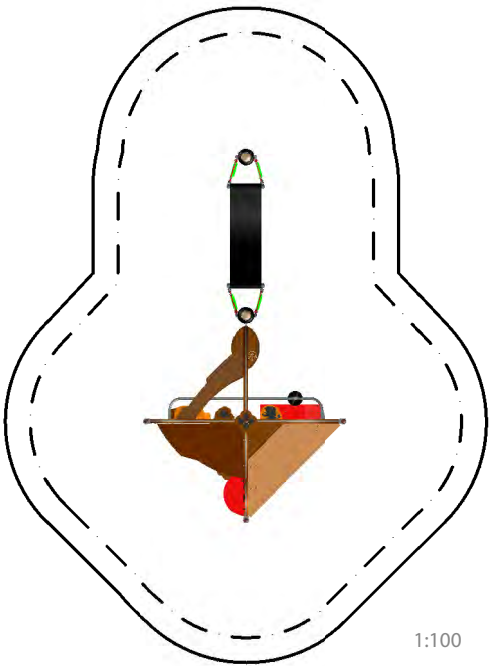
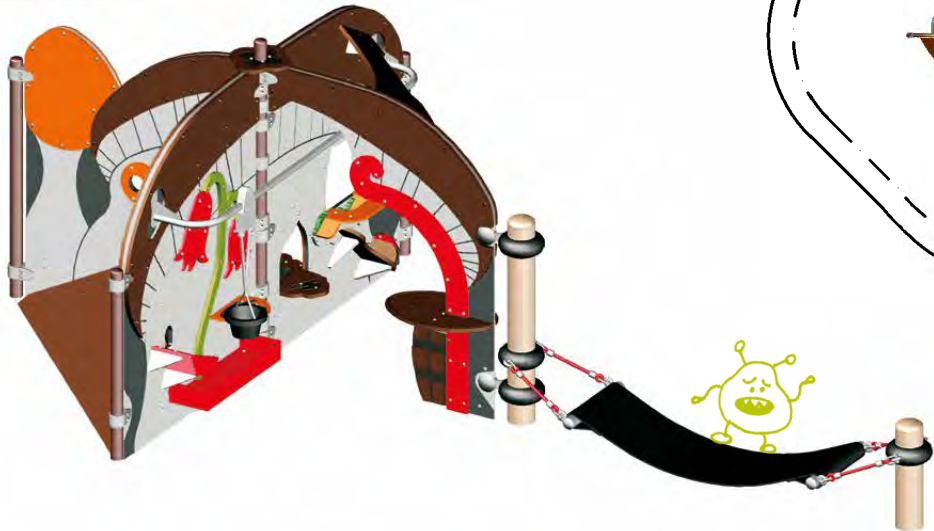
**Sand Crane**  
Children can shift the sand from one table to another.



Wonderwalls.02

90.295.700.2

	(m) (" ")	5,0 × 2,7 × 1,7 16-5 × 8-11 × 5-6
	EN 1176 (m) ASTM/CSA (m) ASTM/CSA (" ")	8,0 × 5,7 8,7 × 6,4 28-5 × 20-11
	EN 1176 (m) ASTM/CSA (" ")	1,26 4-2
		2-5



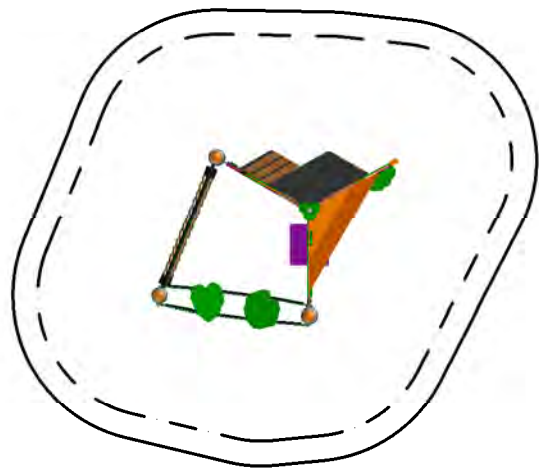
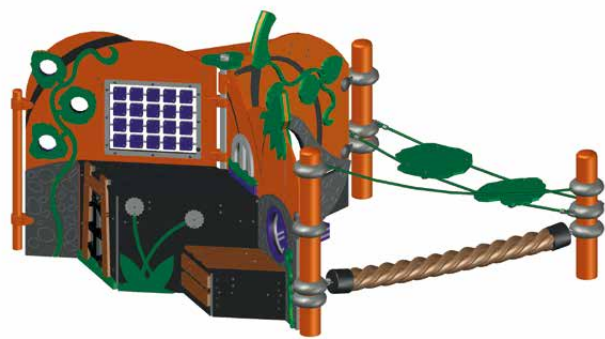




## Wonderwalls.03

90.295.700.3

	(m)	3,3 x 2,4 x 1,6
	(")	10-9 x 7-11 x 5-0
	EN 1176 (m)	6,3 x 5,4
	ASTM/CSA (m)	6,9 x 6,1
	ASTM/CSA (")	22-9 x 19-11
	EN 1176 (m)	1,24
	ASTM/CSA (")	4-1
		2-5



1:100

## Wonderwalls.03

Playing in the pumpkin house! An eerily fun play adventure invites the toddlers on a tour of discovery into the world of wizards and witches. A jungle bridge with handrail rope encourages the first balancing attempts. To get to the Memo Play, on one side, a box must be climbed first. Who dares to explore the cave?



### Memo-Play

Even the mind is not missed out: The integrated rotating memo is the ultimate challenge for your brains.



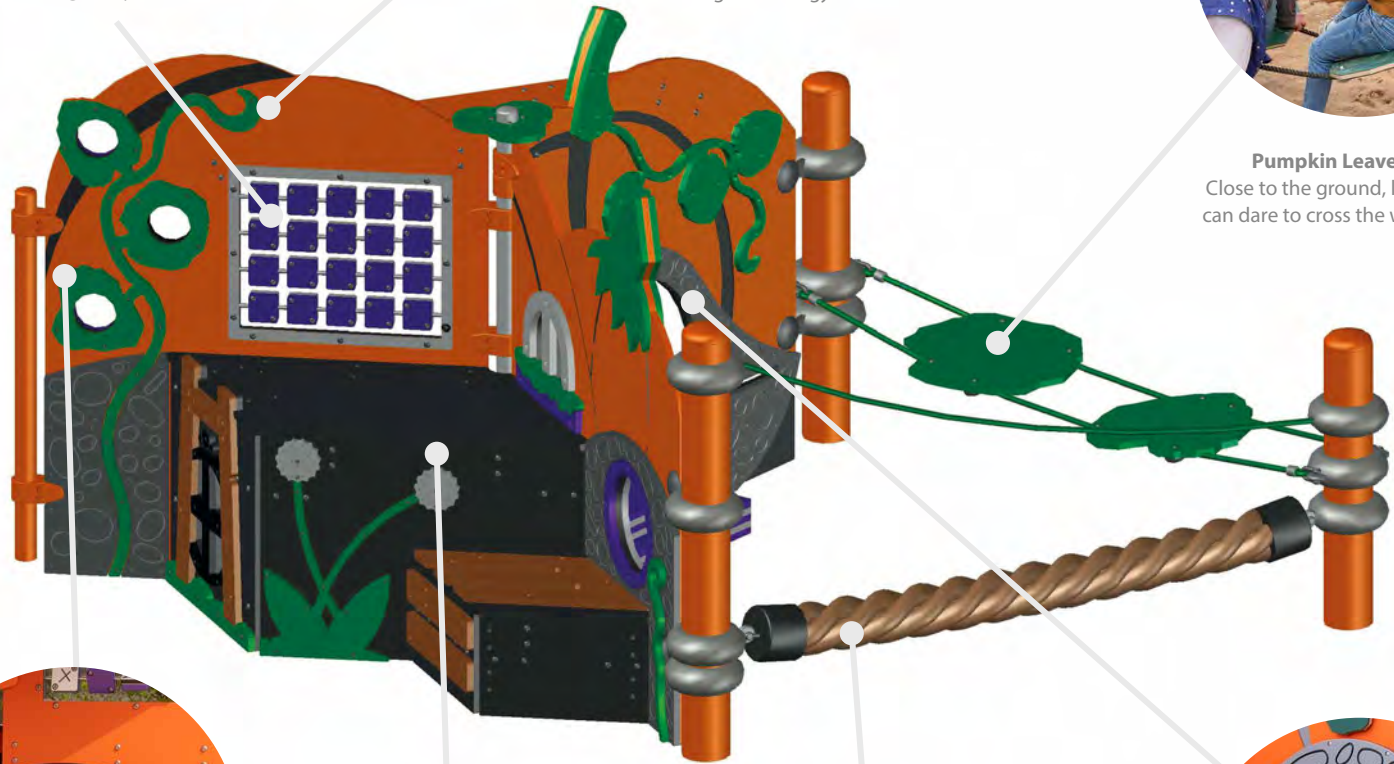
### Lovely Details

Various illustrative elements are finely crafted thanks to high quality CNC cutting technology.



### Pumpkin Leaves Bridge

Close to the ground, little balancers can dare to cross the wobbly bridge.



### Tunnel with Hiding Place

Search and find is fun, because this tunnel leads to a small cave.




### Platforms

Quickly climb to the top? Our seating and climbing elements offer every imagination the necessary furnishings.



### Jungle Rope

Who manages to balance over it?



### Passage with Steps

Find out something new by mastering the small steps and reaching the other side.





### Spoo S.01

90.295.000.1

	(m) ('-")	2,0 x 2,3 x 2,2 6-6 x 7-6 x 7-2
	EN 1176 (m) ASTM/CSA (m) ASTM/CSA ('-")	4,6 x 5,4 5,7 x 6,0 18-6 x 19-7
	EN 1176 (m) ASTM/CSA ('-")	0,45 1-6
		2-5
		Berlin, Germany

Spooky house Spoo S with Stairway, Ramp, and Window.

### Spoo M.01

90.295.100.1






	(m) ('-")	3,6 x 2,4 x 2,7 11-10 x 7-11 x 8-8
	EN 1176 (m) ASTM/CSA (m) ASTM/CSA ('-")	7,2 x 5,4 7,3 x 6,1 24-0 x 20-0
	EN 1176 (m) ASTM/CSA ('-")	0,9 3-0
		2-5

Spooky house Spoo M with a Slide and Ramp.





Spoo M.03

90.295.100.3	
 (m) (")	3,3 × 5,3 × 2,6 10-11 × 17-6 × 8-7
 EN 1176 (m) ASTM/CSA (m) ASTM/CSA ("")	6,7 × 8,4 7,0 × 9,1 23 × 29-9
 EN 1176 (m) ASTM/CSA ("")	1,03 3-5
 2-12	
 Elk Grove, USA	

The small Spoo M.03 is a great challenge for all climbing beginners. The small platforms lead over the Rubber Bridge into the small Trii house.



32  
Inclusive  
Play








Spoo M.06

90.295.100.6	
 (m) (")	2,4 × 4,1 × 2,6 8-0 × 13-5 × 8-7
 EN 1176 (m) ASTM/CSA (m) ASTM/CSA ("")	5,5 × 7,5 6,1 × 7,8 20-0 × 25-6
 EN 1176 (m) ASTM/CSA ("")	1,03 3-5
 2-12	
 Livermore, USA	

This Spoo M.06 has a natural look, thanks to the bamboo panels and thus fits well in a park, for example. Those who climb the high Ramp are rewarded with a quick descent down the Slide.



Spoo M.08

90.295.100.8	
 (m) (")	2,4 × 3,4 × 2,7 7-7 × 11-0 × 8-8
 EN 1176 (m) ASTM/CSA (m) ASTM/CSA ("")	5,4 × 7,0 6,0 × 7,2 19-8 × 23-5
 EN 1176 (m) ASTM/CSA ("")	0,9 3-0
 2-12	
 Plettenberg, Germany	

This Spoo M.08 encourages role-playing with its Small Sand Workshop. The Ladder takes you up and the Slide takes you quickly down again.







Roo M.03

90.295.600.3	
 (m) (")	1,9 × 4,8 × 2,1 6-3 × 15-7 × 6-10
 EN 1176 (m) ASTM/CSA (m) ASTM/CSA ("")	4,9 × 8,3 5,6 × 8,4 19-3 × 27-7
 EN 1176 (m) ASTM/CSA ("")	0,9 3-0
 2-12	
 Berlin, Germany	

This large haunted house Roo M.03 has a Ramp and a Slide. Twin counters beneath the haunted house create another play area.



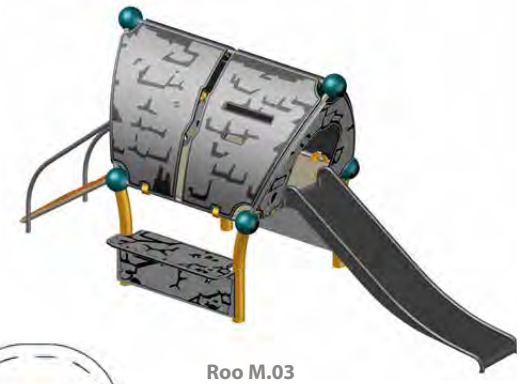
Roo S.01

90.295.500.1	
 (m) (")	1,6 × 2,6 × 1,7 5-1 × 8-7 × 5-5
 EN 1176 (m) ASTM/CSA (m) ASTM/CSA ("")	4,6 × 5,7 5,2 × 6,3 17-1 × 20-8
 EN 1176 (m) ASTM/CSA ("")	0,45 1-6
 2-12	

Spooky house Roo S with Stairway and Ramp.



Roo S.01








Roo M.03



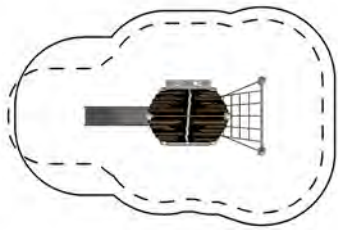


Roo M.02

90.295.600.2

	(m) 2,1 × 4,9 × 2,1 (") 6-11 × 15-10 × 6-10
	EN 1176 (m) 5,1 × 8,4 ASTM/CSA (m) 5,8 × 8,5 ASTM/CSA ("") 18-11 × 27-10
	EN 1176 (m) 0,9 ASTM/CSA ("") 3-0
	2-12
	Bonn, Germany

The appeal of this small Greenville-style playhouse derives from its design and functionality. The flat climbing net with accompanying rope handrail poses an exciting challenge for beginners to the world of climbing, while the play panel and Sand Table encourage role-play.



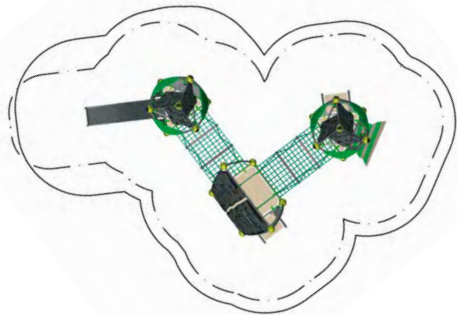
Spooroo Combi.01

90.296.001

	(m) 6,5 × 5,8 × 2,7 (") 21-1 × 18-11 × 8-8
	EN 1176 (m) 9,8 × 8,9 ASTM/CSA (m) 10,1 × 9,5 ASTM/CSA ("") 33-1 × 31-1
	EN 1176 (m) 0,9 ASTM/CSA ("") 3-0
	2-5
	Mexico City, Mexico





18

A spooky house Spoo S with a Ramp and a Stairway, a spooky house Roo S with a Stairway and a Spoo M with a Slide, all of them connected by Suspension Bridges.




Spooroo Combi.02

90.296.002






	(m) 1,9 × 3,3 × 2,2 (") 6-0 × 10-9 × 7-2
	EN 1176 (m) 4,9 × 6,3 ASTM/CSA (m) 5,6 × 6,9 ASTM/CSA ("") 18-4 × 22-7
	EN 1176 (m) 0,45 ASTM/CSA ("") 1-6
	2-5
	Berlin, Germany

A spooky house Spoo S with a Stairway linked directly to a spooky house Roo S with a Ramp.

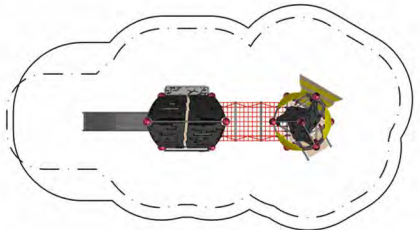


Spooroo Combi.03

90.296.003

	(m) 2,3 × 6,9 × 2,2 (") 7-6 × 22-7 × 7-2
	EN 1176 (m) 5,4 × 10,5 ASTM/CSA (m) 6,0 × 10,6 ASTM/CSA ("") 19-7 × 34-8
	EN 1176 (m) 0,9 ASTM/CSA ("") 3-0
	2-5
	Dinslaken, Germany

A spooky house Spoo S with a Ramp and a Stairway and a spooky house Roo M with a Stairway and a Spoo M with a Slide connected by a Suspension Bridge.





Add-on Components for Spoo and Roo

As usual, the Berliners' modular system allows Spoos and Roos to be connected to each other by various elements, such as Rope or Rubber Bridges. Various play functions can also be added, such as a Sand Table, Tic-Tac-Toe, Memo-Play and more.



Ladder



Ramp



Stairway



Access Net with Handrail



Sand Crane




Suspension Bridge



Rubber Bridge



Window



Small Ramp  
(only for Spoo S and Roo S)

The Configuration of the Add-on Components can vary depending on the Product and the Customer's Request.

Add-on Components only for Spoo M and Roo M



Slide



Fast Lane Slide (p. 190)

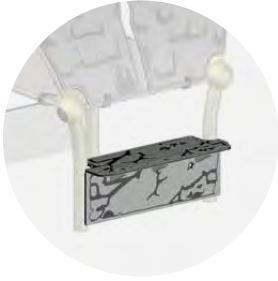


Small Sand Workshop

Add-on Components only for Roo M



Track the Mouse



Counter



Tic-Tac-Toe







# Univers

The universe of spatial net structures in a wide spectrum of colors, shapes and sizes



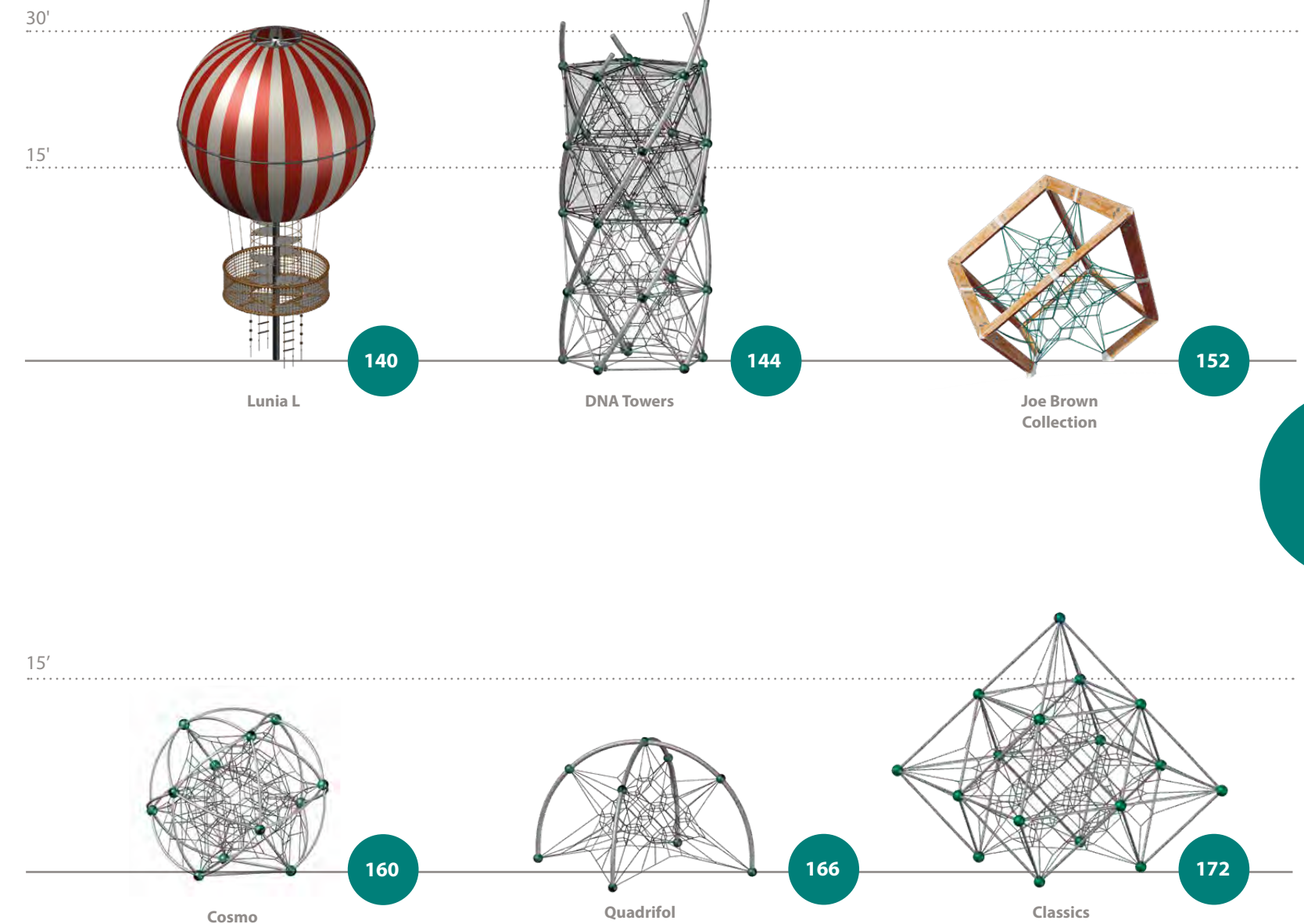


# Basics Univers



Univers are spatial net structures with an outer framework and a three-dimensional net inside. This includes not only the classic shapes of a Spaceball or Neptun, which are based on the Platonic solids. The world's first spherical rope play equipment, Cosmo, the first wooden spatial net structures of the Joe Brown Collection and the elegant, twisted play space optimizers, the DNA Towers, also have their place in this product line. Lunia, the latest addition to Univers, also offers its

own unique design possibilities. The membrane surrounding the huge spatial net can be individually printed, and different access elements can be selected. All playground equipment in this product group is equipped with the patented AstemTT® tensioning system. This allows for optimal tensioning of the net and makes re-tensioning a simple task. All connection points between rope and tensioning system are capsulated.





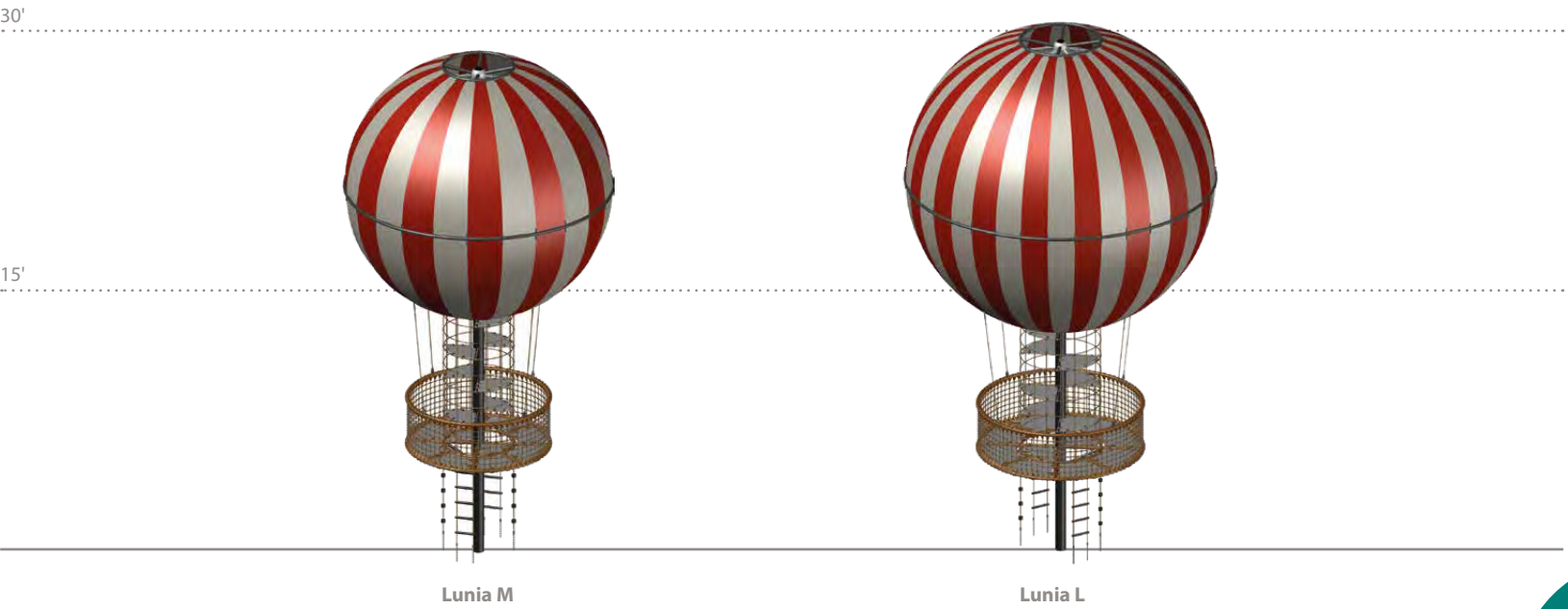


# Univers Lunia




Big dreams, big freedom – our new Lunia makes climbing wishes come true. It is available in two different sizes. The spatial net inside can be reached via different ascent possibilities, such as Climbing Plates or Rope Ladders. For even more fun in the three-dimensional climbing net, Rubber Mats or HDPE Panels can be added. Despite the large play volume, the structure has a small footprint.

The textile membrane is dirt-repellent, 100 % recyclable and resistant to UV light. In addition, it protects the little climbers from the sun. Lunia can be used as a hot air balloon with basket or without a basket with the design of your choice. The play equipment is also surrounded by a safety grid under the balloon cover.



**Inspirations for individual Lunia Designs:**  
Whether it's a globe, a baseball or the logo of your sports club – the membrane is customizable.



This is what Lunia looks on the inside:



Lunia L

90.137.001

(m) 5,7 × 5,7 × 10,0  
(ft) 18-6 × 18-6 × 32-9

EN 1176 (m) 7,9 × 7,9  
ASTM/CSA (m) 6,7 × 6,7  
ASTM/CSA (ft) 21-10 × 21-10


EN 1176 (m) 2,89  
ASTM/CSA (ft) 9-6

5-12

Lunia L already amazes with its colorful appearance. Even on warm summer days, the children are protected from the sun in the three-dimensional net and will have endless climbing fun.



Choose from multiple Access Possibilities!



Lunia M

90.135.001


(m) 5,7 × 5,7 × 10,0  
(ft) 18-6 × 18-6 × 32-9

EN 1176 (m) 7,9 × 7,9  
ASTM/CSA (m) 6,7 × 6,7  
ASTM/CSA (ft) 21-10 × 21-10

EN 1176 (m) 2,89  
ASTM/CSA (ft) 9-6

5

An ascent via Rope Ladders and Climbing Ropes leads into the gondola of the balloon. From there, you climb over rubber into the inside of Lunia M. The spatial net takes you up to a height of just under 30 feet.





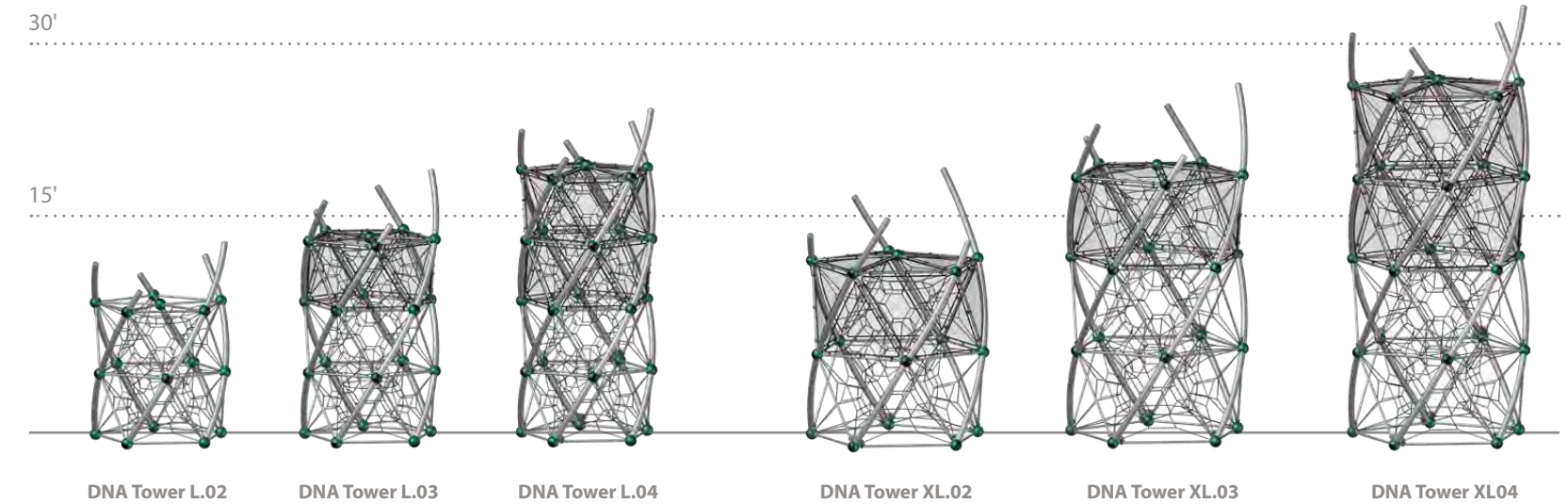


# Univers DNA Towers

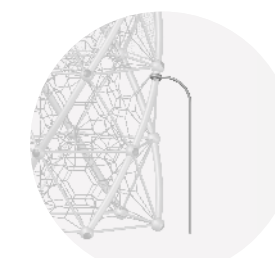


Available in different sizes, the DNA Towers consist of graceful towers containing three-dimensional climbing nets stretched inside external steel skeletons. A careful combination of curved and straight metal tubing results in a spiral resembling the structure of DNA. This impression is further enhanced by chosen color schemes, as well as the use of differing thicknesses of tubing. The illusion makes it look like the towers are rising out of the ground and spiraling up into the sky. The

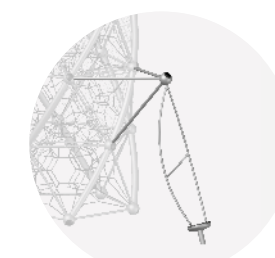
DNA Tower play equipment has been deliberately designed to give an open and unencumbered feel. Depending on the height of the tower in question, narrow mesh netting provides the necessary safety from the third story upwards. This results in a near see-through design, which children find very inviting to climb in. The DNA Tower also expresses an understated, almost industrial language of form.



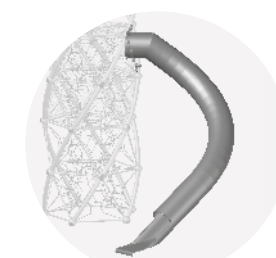
## Add-on Components for DNA Towers



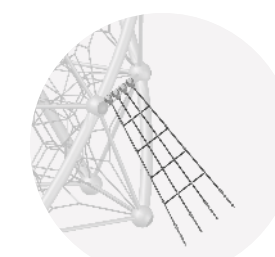
Sliding Pole



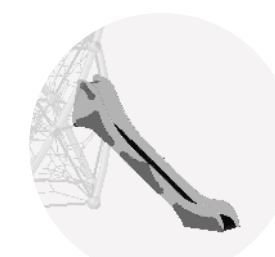
Duck Jibe



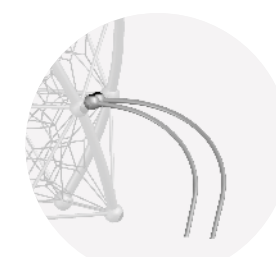
Slide



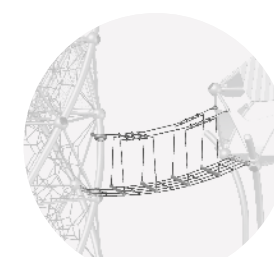
Access Net



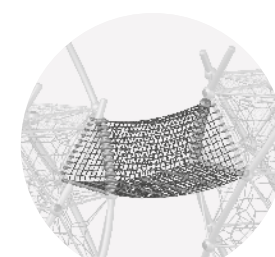
Fast Lane Slide (p. 190)



Banister



Suspension Bridge








Net Tunnel

The Configuration of the Add-on Components can vary depending on the Product and the Customer's Request.



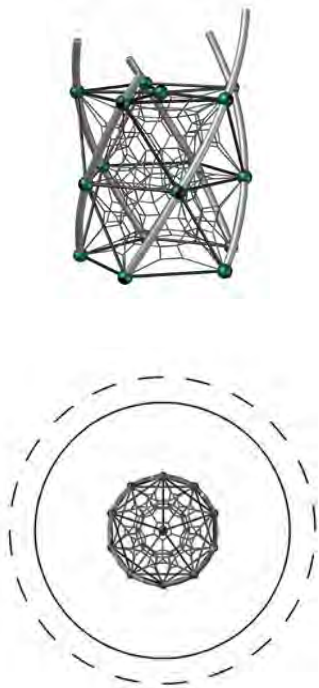
DNA Tower L.02

90.295.012	
	(m) 3,1 × 3,1 × 4,4 (") 10-1 × 10-1 × 14-4
	EN 1176 (m) 8,1 × 8,1 ASTM/CSA (m) 6,8 × 6,8 ASTM/CSA (") 22-1 × 22-1
	EN 1176 (m) 2,94 ASTM/CSA (") 9-8
	5-12
	Kentwood, USA






Incorporating a climbing net of more than 640 cubic feet, this smallest in the line of climbing towers offers considerable play volume which many children can climb in. At the same time, thanks to the open and accessible nature of its design, it's almost see-through in appearance. Ideal for school yards!



16



DNA Tower L.03.01

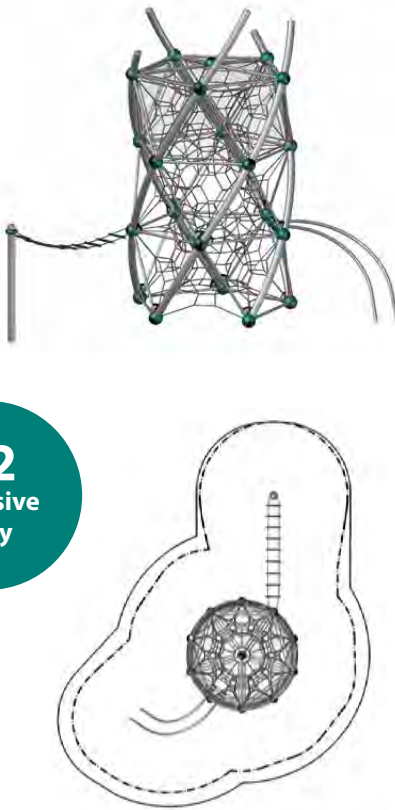
90.295.064	
	(m) 6,5 × 4,4 × 5,8 (") 15-0 × 21-4 × 18-11
	EN 1176 (m) 9,8 × 7,5 ASTM/CSA (m) 10,2 × 8,3 ASTM/CSA (") 27-0 × 33-4
	EN 1176 (m) 2,01 ASTM/CSA (") 6-8
	5-12
	San Francisco, USA

The spatial net takes you up to a height of over 14 feet. The add-on elements give it an individual touch.








32

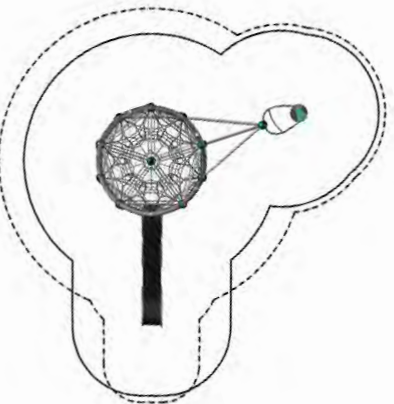
Inclusive  
Play








DNA Tower L.03.02

90.293.463	
	(m) 5,7 × 5,9 × 5,8 (") 18-10 × 19-5 × 18-11
	EN 1176 (m) 10,2 × 10,4 ASTM/CSA (m) 9,5 × 9,6 ASTM/CSA (") 31 × 31-8
	EN 1176 (m) 1,53 ASTM/CSA (") 6-0
	5-12
	Heidelberg, Germany


This DNA Tower has even more to offer than climbing in the three-dimensional climbing net. A Duck Jibe provides the necessary drive while the Slide offers an alternative exit.



DNA Tower L.04

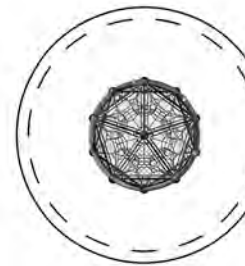
90.295.014	
	(m) 3,1 × 3,1 × 7,2 (") 10-1 × 10-1 × 23-7
	EN 1176 (m) 6,2 × 6,2 ASTM/CSA (m) 6,8 × 6,8 ASTM/CSA (") 22-1 × 22-1
	EN 1176 (m) 1,53 ASTM/CSA (") 6-0
	5-12
	Berlin, Germany

The DNA Tower L.04 offers the possibility for children to climb about 20 feet into the air within the three-dimensional netting! This calls for courage, concentration, and ambition in equal measure. As if all this were not enough, this graceful tower provides the maximum play volume on a small footprint.










40









DNA Tower XL.03

	(m) 4,0 × 4,0 × 7,6 (") 13-1 × 13-1 × 24-11
	EN 1176 (m) 7,7 × 7,7 ASTM/CSA (m) 7,7 × 7,7 ASTM/CSA ("") 25-1 × 25-1
	EN 1176 (m) 1,99 ASTM/CSA ("") 6-7
	5-12
	Munich, Germany

53



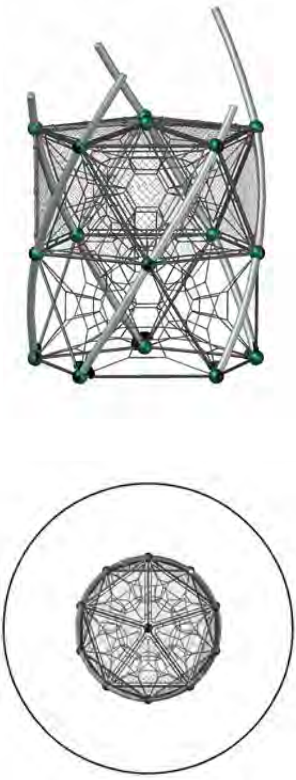
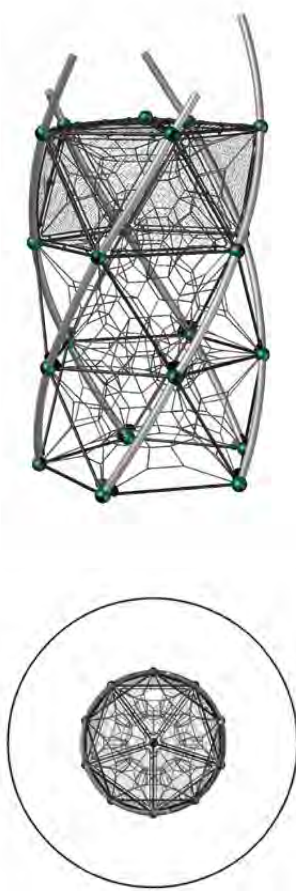
DNA Tower XL.02

	(m) 4,0 × 4,0 × 5,7 (") 13-1 × 13-1 × 18-9
	EN 1176 (m) 7,7 × 7,7 ASTM/CSA (m) 7,7 × 7,7 ASTM/CSA ("") 25-1 × 25-1
	EN 1176 (m) 1,21 ASTM/CSA ("") 6-0
	5-12






27



The smallest of the XL series has no reason to hide behind its big brothers in terms of its playing volume.

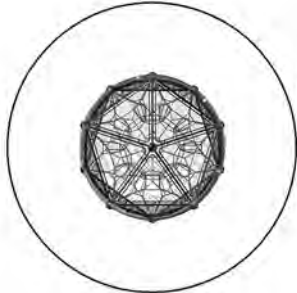
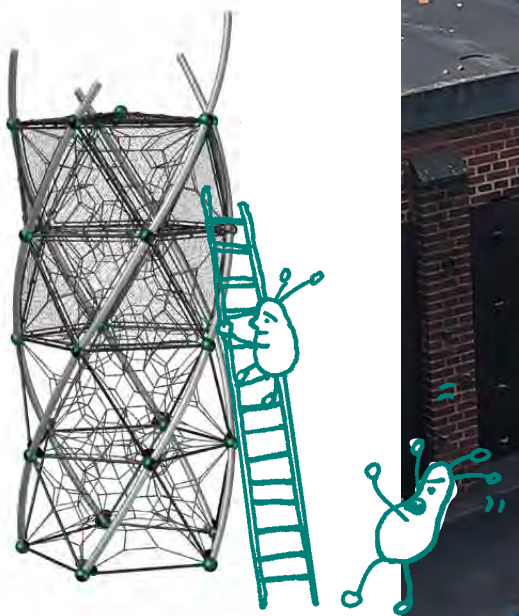


DNA Tower XL.04

	(m) 4,0 × 4,0 × 9,5 (") 13-1 × 13-1 × 30-11
	EN 1176 (m) 7,7 × 7,7 ASTM/CSA (m) 7,7 × 7,7 ASTM/CSA ("") 25-1 × 25-1
	EN 1176 (m) 1,99 ASTM/CSA ("") 6-7
	5-12
	Aarhus, Denmark

67

DNA Tower XL.04 raises the twirling towers of the DNA Tower family to unparalleled heights. A diameter of 13 feet and a height of 31 feet allow a sensational play volume of 2,871 cubic feet and thus offer even more space for climbing fun in the three-dimensional net. The tower's uncluttered design language, together with the see-through nature of its facade, ensure that DNA Tower XL.04 compromises nothing in elegance, despite its great size.







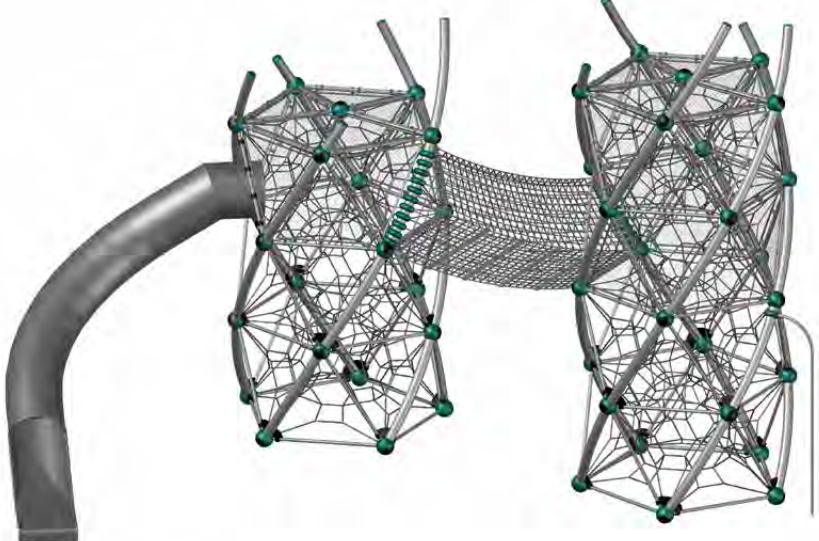
DNA Combi.04

90.293.561

	(m) 7,8 x 10,5 x 7,2 (ft-in) 25-4 x 34-5 x 23-6
	EN 1176 (m) 11,2 x 13,7 ASTM/CSA (m) 11,9 x 14,2 ASTM/CSA (ft-in) 39-0 x 46-5
	EN 1176 (m) 1,77 ASTM/CSA (ft-in) 6-0
	5-12
	Wiesbaden, Germany

70

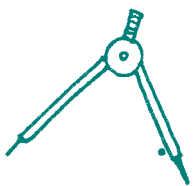
This combination of DNA Tower.03 and DNA Tower.04 features two additional components: a Banister and Sliding Pole. A tunnel suspended 9 feet above the ground connects the two climbing net towers. Altogether this combination offers a gigantic 2,300 cubic feet of climbing volume.







# Univers Joe Brown Collection

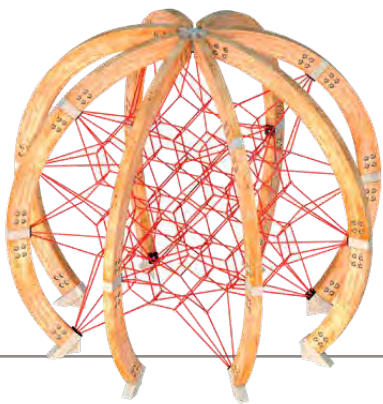


Joseph Brown was born in 1909 in Philadelphia and was a son of Russian immigrants. He studied physical education at Temple University in Philadelphia. Shortly before he was to graduate, he left university and became a professional boxer. Following an injury, Joe discovered he had a passion for sculpture and devoted more and more time to the arts. In 1931, Joe Brown returned to Temple University and completed his studies. Having recognized that movement through sport and play is important for the development of young people, Joe Brown turned his attention to play equipment for the first time in 1950 and presented examples of his works to the general public at the National Recreational Congress in St. Louis in 1954. He developed what he termed play communities, which drew attention both for their sculptural character and their play function. Joe Brown is also regarded as a pioneer of modern play equipment culture, having been one of the very first to define play as preparation for the responsibilities of adulthood. In 1959, Joe Brown published a book called *Creative Playgrounds and Recreation Centers* containing the designs of his first spatial rope play equipment. He derived his play concept for rope play equipment from a classic boxing ring. Ultimately, Joe Brown became an instructor in art and taught sculpture until his retirement in 1977. Joseph Brown passed away in 1985 in Philadelphia.

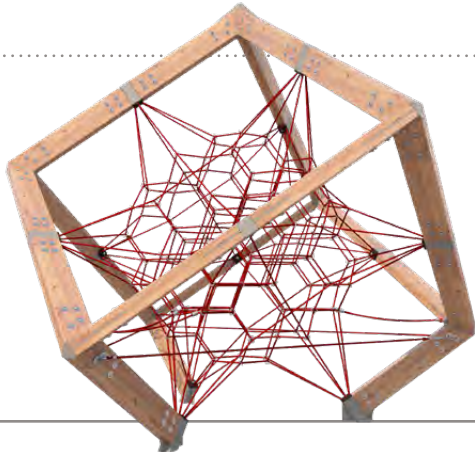
In Germany, it was Conrad Lehmann who further pursued the idea of rope play equipment. Then in the early 1970s, these designs were developed to the mass production stage using the technical expertise of the Berliner Seilfabrik. As an acknowledgement of and homage to the pioneer of rope playing units, the Berliner Seilfabrik revealed a new product line in the autumn of 2014 – the Joe Brown Collection consisting of the worldwide first rope play units with an outer structure made of wood. In 2021, the series was expanded and the Cube was given a big, iron brother – the Cubiron.



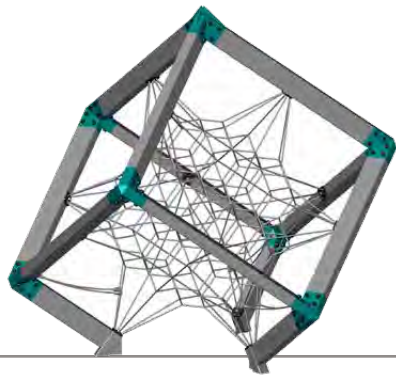
13'



The Globe



The Cube L



Cubiron M





## The Globe

90.100.043.1

(m) 4,4 × 4,4 × 3,8  
(ft) 14-4 × 14-4 × 12-4

EN 1176 (m) 7,5 × 7,5  
ASTM/CSA (m) 8,0 × 8,0  
ASTM/CSA (ft) 26-4 × 26-4

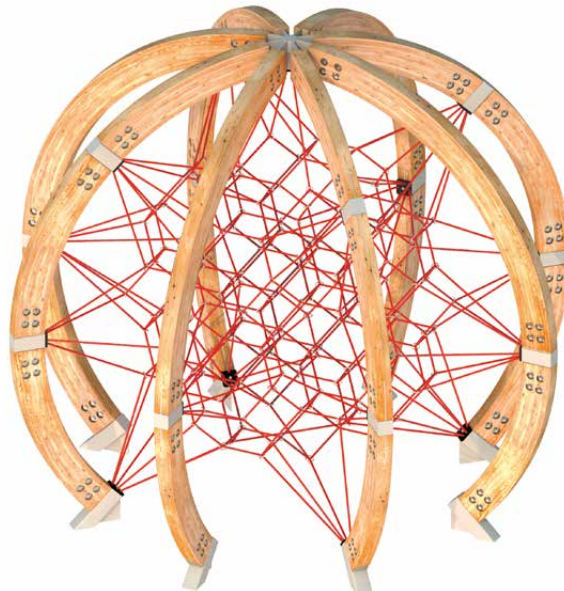
EN 1176 (m) 1,59  
ASTM/CSA (ft) 6-0

5-12

Denver,  
USA

Climbing in a three-dimensional net helps children to develop and improve their psychomotor skills. Berliner Seilfabrik presents the classic play idea of a three-dimensional net climber in a new housing. The outer frame of the Joe Brown Collection is made from glued laminated timber.

32  
Inclusive  
Play



## Romsey, Great Britain

# War Memorial Park

The nearly hundred-year-old War Memorial Park in Romsey, UK has a highlight in the form of a sculptural playground with a sensory garden. As a sculptural stand-alone play unit, the focus is on The Globe. The first rope play equipment with a wooden outer frame made by Berliner Seilfabrik. The new playground succeeds in uniting the unique monumental atmosphere of memory with the liveliness of playing children in a common place.

The local district office was responsible for creating a playground that offered a new, previously unattainable range of exercise compared to the traditional playgrounds that already existed. At the same time, the prevailing theme of the park (memory) should be taken into account. Visually, the playground equipment should fit as well as possible into the existing environment.

The optimal solution lay in the choice of the play device The Globe from the Joe Brown Collection of the Berliner Unvers series as a central design element of the playground. The exterior wooden frame, with its warm color scheme and clear geometric shape, fits perfectly into the natural environment of the park. In addition, the spatial network offers endless climbing opportunities for children and promotes their psychomotor abilities.










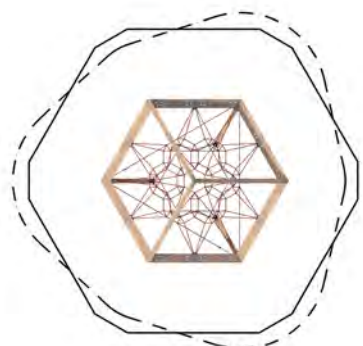
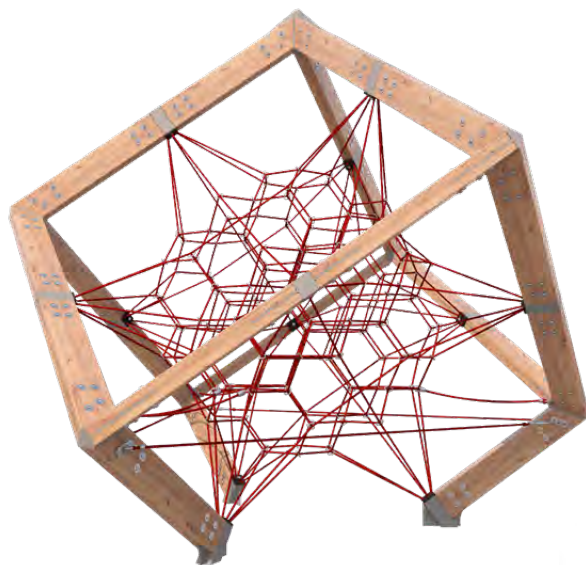


**32**  
Inclusive  
Play

## The Cube L






90.100.043.3

	(m) (")	5,1 × 4,4 × 4,5 16-6 × 14-4 × 14-8
	EN 1176 (m) ASTM/CSA (m) ASTM/CSA ("")	8,8 × 8,9 8,7 × 8,1 28-6 × 26-4
	EN 1176 (m) ASTM/CSA ("")	2,63 8-8
		5-12
		Berlin, Germany

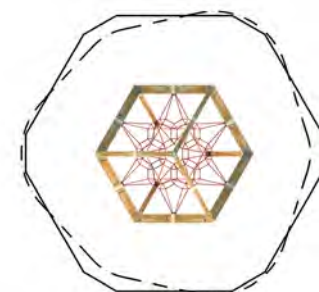

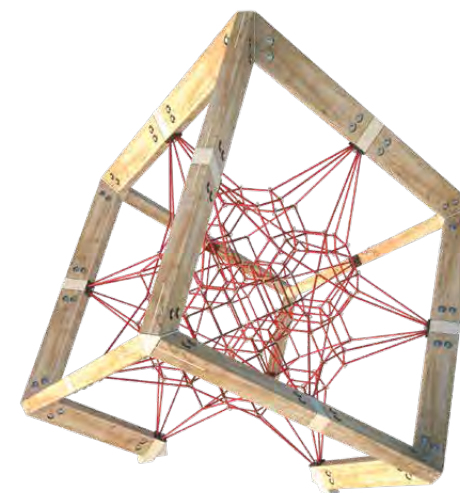


## The Cube M

90.100.043.2

	(m) (")	4,2 × 3,7 × 3,7 13-8 × 11-11 × 12-2
	EN 1176 (m) ASTM/CSA (m) ASTM/CSA ("")	7,6 × 7,5 7,9 × 7,3 25-8 × 23-11
	EN 1176 (m) ASTM/CSA ("")	2,17 7-2
		5-12
		Berlin, Germany

The Cube makes use of two classics of playground design. The rope web offers kids maximum developmental possibilities when climbing and romping about. Wood, as a natural material, provides warmth and blends into the natural surroundings. In addition, The Cube impresses through its futuristic design.







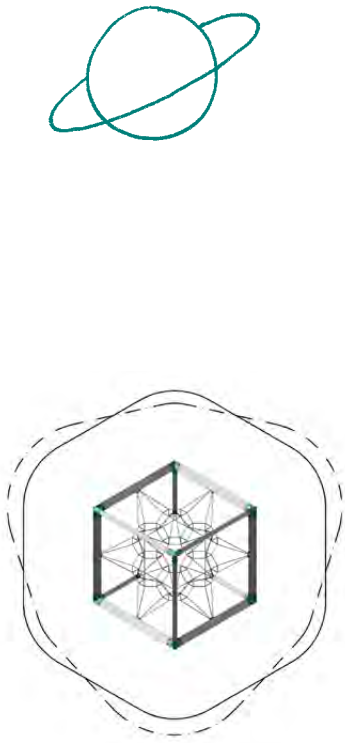
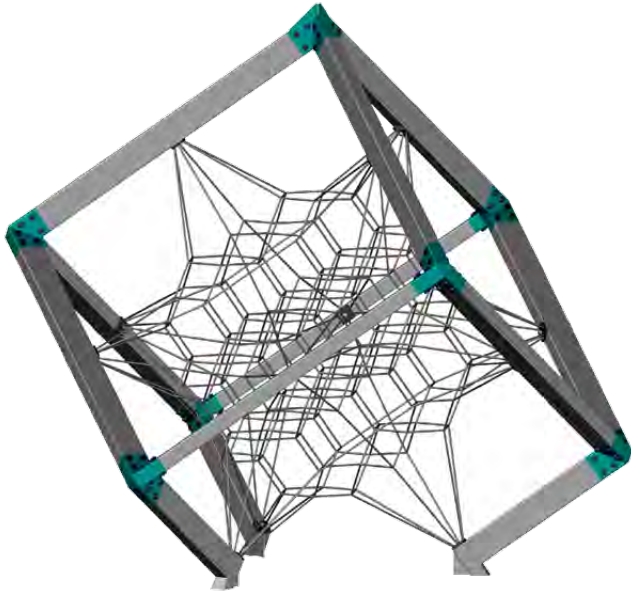
32  
Inclusive  
Play

# Cubiron L

90.100.043.6

	(m)	5,0 × 4,4 × 4,5
	("-")	16-5 × 14-3 × 14-7
	EN 1176 (m)	8,8 × 8,9
	ASTM/CSA (m)	8,7 × 8,0
	ASTM/CSA ("-")	28-5 × 26-3
	EN 1176 (m)	2,63
	ASTM/CSA ("-")	8-8
		5-12

Futuristic design, highest stability, and maximum fun – this is what Cubiron stands for. This play equipment convinces with its outer frame made of steel that ensures extraordinary persistence. Through its metallic look, this innovative piece of equipment gives every surrounding a spectacular modern character.

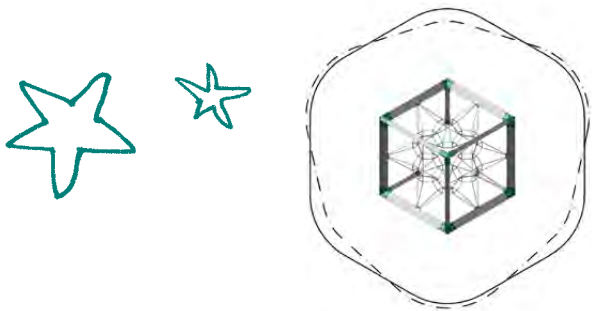
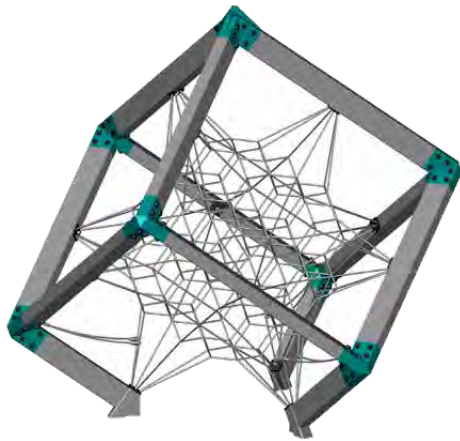


# Cubiron M

90.100.043.5

	(m)	4,2 × 3,6 × 3,8
	("-")	13-7 × 11-9 × 12-4
	EN 1176 (m)	7,6 × 7,5
	ASTM/CSA (m)	7,8 × 7,3
	ASTM/CSA ("-")	25-7 × 23-9
	EN 1176 (m)	2,17
	ASTM/CSA ("-")	7-2
		5-12

Cubiron M certainly can compete with its bigger brother in terms of design, challenge and fun. Choose your color combinations and match Cubiron to your individual environment.

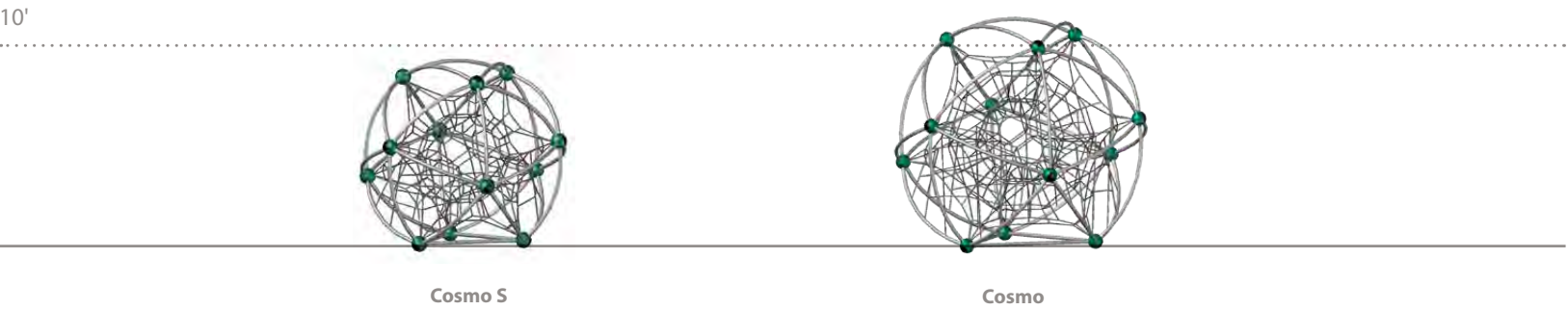






# Univers Cosmo

The first totally spherical rope play structure offers exciting play options. Cosmo is a whole new round of fun in play equipment. Apart from the basic system, Cosmo stands out due to its many freely selectable add-ons and diverse play activities. For example, climbing nets and walls or the Banister with its double curved tubes can be added all around. The

curved tubes of the frame system are made of stainless steel, the connecting points of the space structure of powder coated cast aluminum. In the standard version equipped with stainless steel tubes, technical possibilities allow extra color design by powder coating.



## Add-on Components for Cosmo



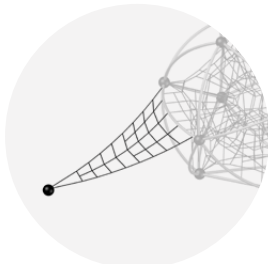
Climbing Wall



Climbing Ramp



Sliding Pole  
(only Cosmo)



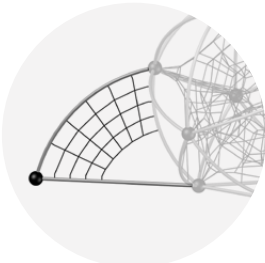
Access Net



Rubber Mats



Duck Jibe  
(only Cosmo)



Net Wall




Net Ramp



Chalkboard



Banister



Curved Tubes  
available in  
different Colors  
or in Stainless  
Steel.

The  
Configuration of the  
Add-on Components  
can vary depending  
on the Product and  
the Customer's  
Request.

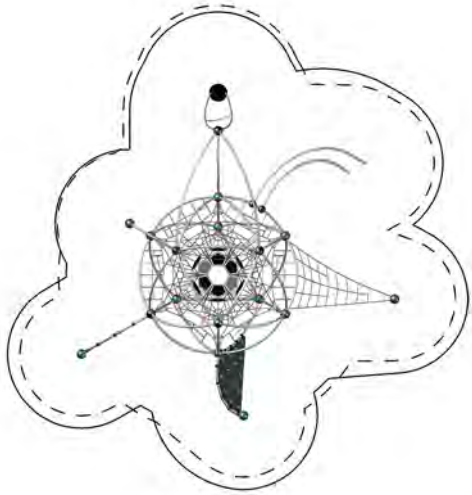
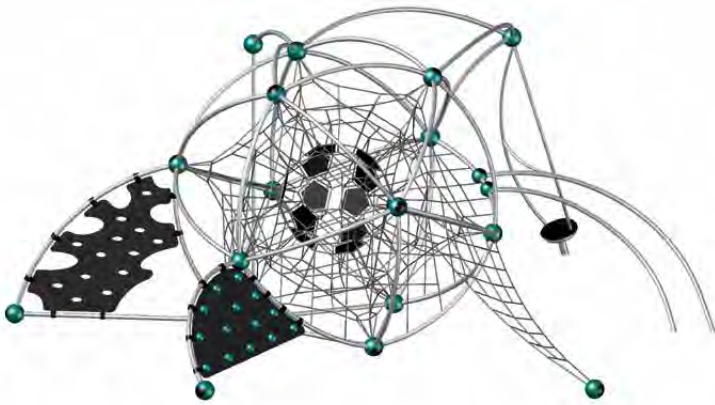
## Cosmo.20

90.112.200

	(m) 28-0 x 29-3 x 12-4	8,6 x 8,9 x 3,8
	EN 1176 (m) ASTM/CSA (m) ASTM/CSA (L")	12,5 x 11,6 12,2 x 12,6 40-0 x 41-4
	EN 1176 (m) ASTM/CSA (L")	2,3 7-7
	5-12	
	Berlin, Germany	








The Cosmo with all the features! The ball formed from 12 rubber mats in the center of the Cosmo base is an invitation to have plenty of fun! The large selection of add-ons leaves nothing to be desired.

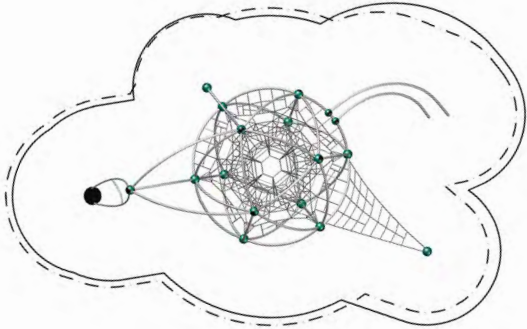




Cosmo.39






 (m) (")	9,3 × 6,1 × 3,8 30-3 × 19-10 × 12-4
 EN 1176 (m) ASTM/CSA (m) ASTM/CSA ("")	12,8 × 9,7 12,9 × 10,0 42-4 × 32-8
 EN 1176 (m) ASTM/CSA ("")	2,3 7-7
 EN 1176 (m) ASTM/CSA ("")	5-12
 EN 1176 (m) ASTM/CSA ("")	Osnabrück, Germany

Be the world's greatest surfer, the bravest firefighter or most famous alpine climber. With the Cosmo.39 a great adventure is just waiting to get started.

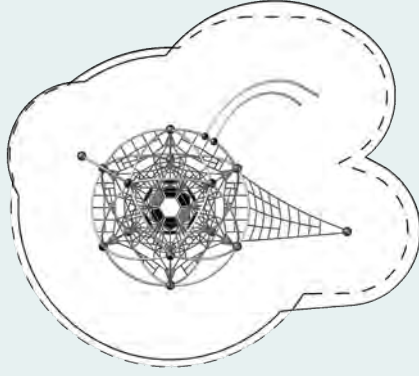
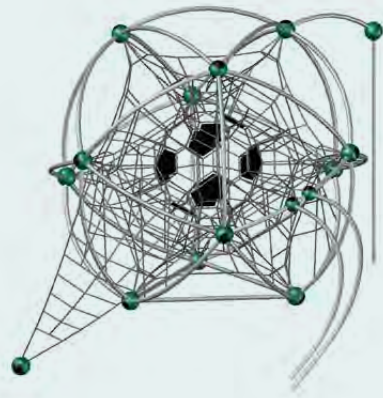
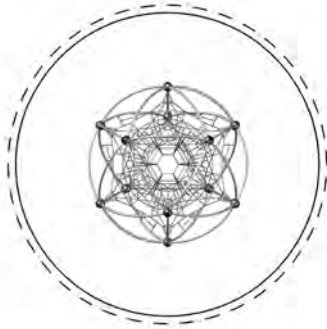
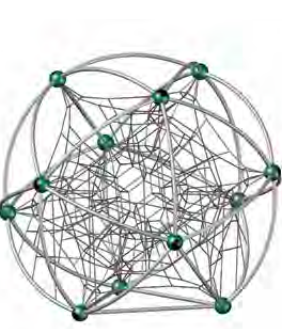


160  
See the wide  
range of Add-on  
Components for  
Cosmo!

Cosmo Base

 (m) (")	4,3 × 4,4 × 3,8 13-11 × 14-3 × 12-4
 EN 1176 (m) ASTM/CSA (m) ASTM/CSA ("")	8,5 × 8,5 8,0 × 8,0 26-3 × 26-3
 EN 1176 (m) ASTM/CSA ("")	2,3 7-7
 EN 1176 (m) ASTM/CSA ("")	5-12
 EN 1176 (m) ASTM/CSA ("")	New York City, USA

The Cosmo basic system is eye-catching. Its organic, spherical shape combines dynamics and a cool look at the same time. But it's not only the original use of shapes that stands out. The voluminous spatial net is a climbing paradise within a three-dimensional net structure.



Get on  
the Roof!



In times of heavy urban density, innovative solutions are needed to guarantee sufficient space for leisure and play in the future. An essential potential lies in the use of rooftops. The installation of playground equipment on rooftops creates buildings of multifunctional character.

The Convent & Stuart Hall, a school in the center of San Francisco, has its schoolyard on the roof of the school building. The heart of the high-level playground is the Cosmo, round spatial net structure with various add-on elements. Depending on the construction method, material, and the play equipment itself, each rooftop installation requires a unique solution.






The Berliner Creative Center can work out different solutions taking into account the requirements for a roof construction. There is, e.g., the possibility of leaving the roof surface intact for some units or even managing without additional concrete foundations. An individual examination of the building project is necessary for the development of a solution.



Read the  
brochure online:








Cosmo.105

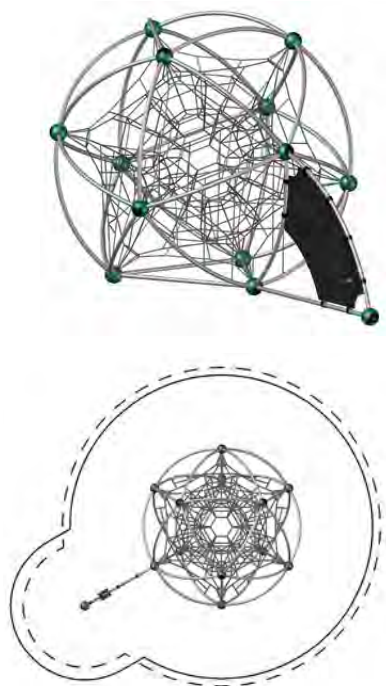
 (m) (")	5,7 × 7,3 × 3,8 18-6 × 23-10 × 12-4
 EN 1176 (m) ASTM/CSA (m) ASTM/CSA ("")	9,3 × 10,6 9,6 × 11,0 31-3 × 35-10
 EN 1176 (m) ASTM/CSA ("")	2,3 7-7
 EN 1176 (m) ASTM/CSA ("")	5-12
 EN 1176 (m) ASTM/CSA ("")	San Francisco, USA



Cosmo.111






90.112.99.111	
 (m) ('-")	4,4 × 5,9 × 3,8 14-5 × 19-5 × 12-4
 EN 1176 (m) ASTM/CSA (m) ASTM/CSA ('-")	8,4 × 9,5 8,1 × 9,6 26-5 × 31-5
 EN 1176 (m) ASTM/CSA ('-")	2,3 7-7
	5-12
	Berlin, Germany

Besides its great design and infinite climbing possibilities within the spatial net, this Cosmo proves particularly captivating for youngsters because of its add-on element: a blackboard.


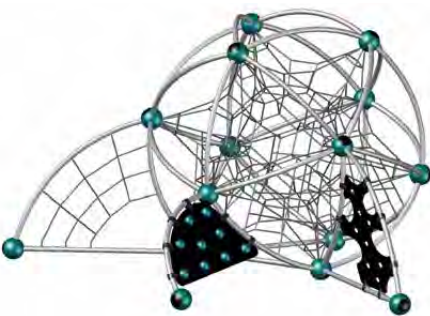


124






Cosmo S.04

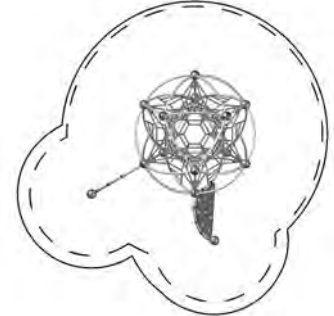
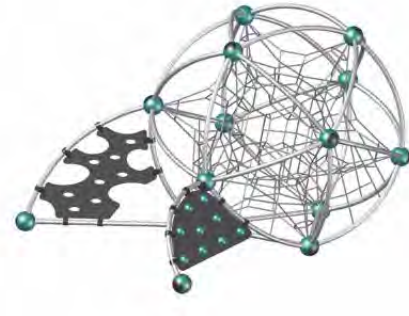
90.111.040	
 (m) ('-")	5,7 × 4,6 × 2,9 18-9 × 15-1 × 9-6
 EN 1176 (m) ASTM/CSA (m) ASTM/CSA ('-")	8,8 × 7,8 9,4 × 8,3 30-9 × 27-1
 EN 1176 (m) ASTM/CSA ('-")	1,8 6-0
	5-12
	Greensboro, USA

The Cosmo S.04 is only one possibility of combining the Cosmo S base with add-on elements: a Climbing Wall, a Climbing Ramp and a Net Wall make this small Cosmo the highlight on every playground.







Cosmo S.05

90.111.050	
 (m) ('-")	4,6 × 4,5 × 2,9 15-1 × 14-8 × 9-6
 EN 1176 (m) ASTM/CSA (m) ASTM/CSA ('-")	7,8 × 7,8 8,3 × 8,2 27-1 × 26-11
 EN 1176 (m) ASTM/CSA ('-")	1,8 6-0
	5-12
	Berlin, Germany

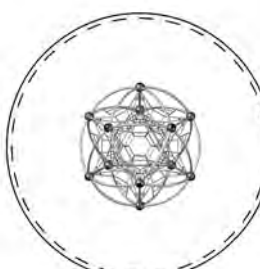
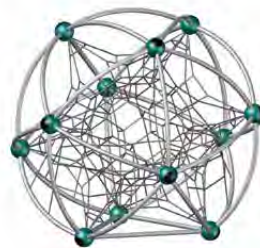


24

Cosmo S Base

90.111.000	
 (m) ('-")	3,4 × 3,3 × 2,9 11-0 × 10-7 × 9-6
 EN 1176 (m) ASTM/CSA (m) ASTM/CSA ('-")	6,8 × 6,8 7,0 × 7,0 23-0 × 23-0
 EN 1176 (m) ASTM/CSA ('-")	1,8 6-0
	5-12

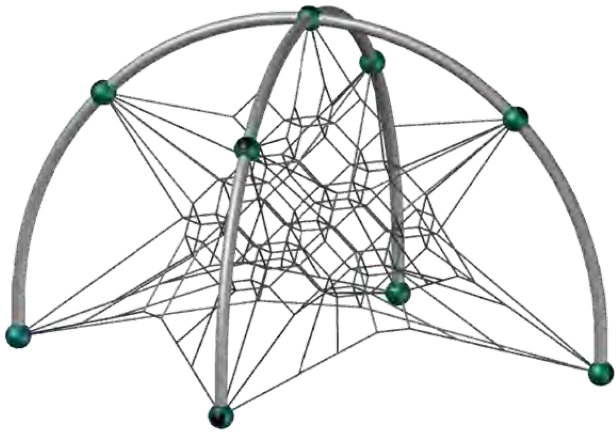
Cosmo, the first totally round rope play equipment has a little brother! Through its bent tube spatial structure, the Cosmo S base unit is compact and yet lets kids find more exciting ways to play than ever, making it the highlight on even the smallest playground.





# Univers Quadrifol

The Quadrifol is a net climber with the spatial net suspended in a cross arch. This play equipment is not only easy to install and extremely low-maintenance, but also impresses with its reduced and elegant design. Playing in three-dimensional space trains children's psychomotor skills and three-dimensional imagination. Movements in all directions are



Quadrifol



possible. Numerous combination possibilities are offered by the large selection of creative add-on elements. Be inspired and design your own Quadrifol or choose from our various ideas! Hang out with the Dangle Arc, spin with the Duck Jibe, bounce or relax on the Chessboard Arc, just to name a few – children will have infinite fun!



The Configuration of the Add-on Components can vary depending on the Product and the Customer's Request.

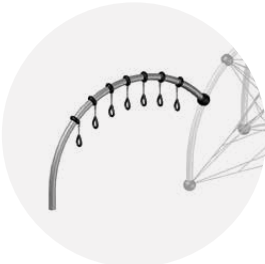
## Add-on Components for Quadrifol



Satellites (p. 204)



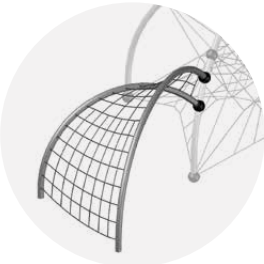
Duck Jibe



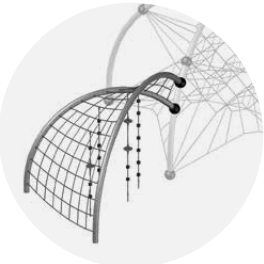
Dangle Arc



Net Tunnel



Net Arc



Net Arc with Climbing Ropes



Chessboard Arc



Wobble Way



Rubber Mats





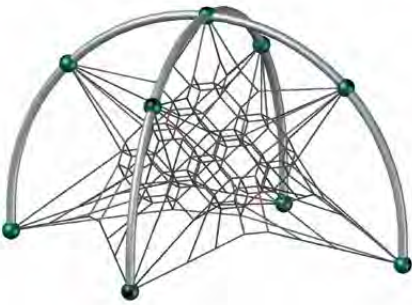
Banister

## Quadrifol Base

71.133.000

	(m) ('")	4,4 × 4,4 × 3,5 14-5 × 14-5 × 11-4
	EN 1176 (m) ASTM/CSA (m) ASTM/CSA ('")	7,4 × 7,4 8,1 × 8,1 26-5 × 26-5
	EN 1176 (m) ASTM/CSA ('")	1,3 6-0
		5-12
		Berlin, Germany

A climbing web stretched across metal arcs – infinite climbing fun on 1,200 cubic feet.





Quadrifol.04

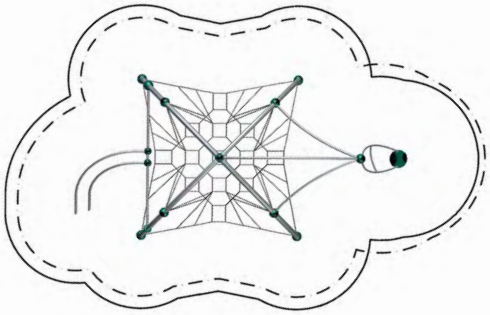
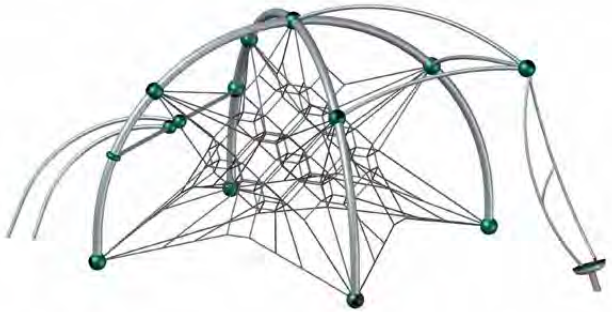
71.133.004

	(m)	7,4 × 6,7 × 3,8
	("-")	24-3 × 21-10 × 12-4
	EN 1176 (m)	11,0 × 10,2
	ASTM/CSA (m)	11,1 × 10,4
	ASTM/CSA ("-")	36-4 × 34-0
	EN 1176 (m)	1,56
	ASTM/CSA ("-")	6-0
		5-12

Up the spatial net and all the way down the Banister – or in reverse? The Duck Jibe excites all types of surfers.



32  
Inclusive  
Play

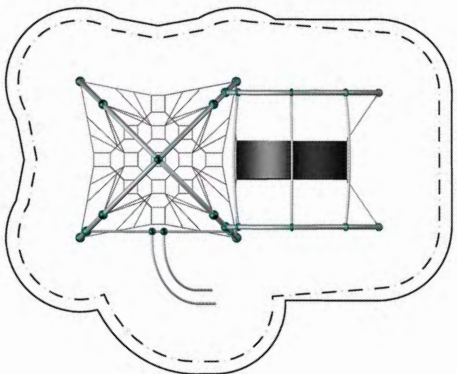
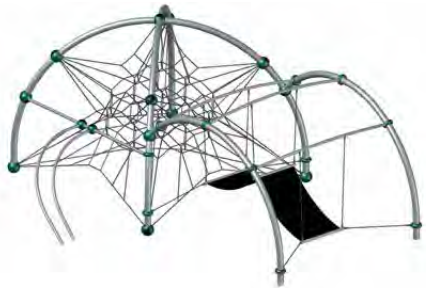


Quadrifol.06

71.133.006

	(m)	8,6 × 8,6 × 3,5
	("-")	28-0 × 28-0 × 11-4
	EN 1176 (m)	11,6 × 11,6
	ASTM/CSA (m)	12,2 × 12,2
	ASTM/CSA ("-")	40-0 × 40-0
	EN 1176 (m)	1,56
	ASTM/CSA ("-")	6-0
		5-12

Who makes it across the Wobble Way to the spatial net? For resting, the Wobble Way suits best. Finally, the Banister allows a quick way down.



Quadrifol.01

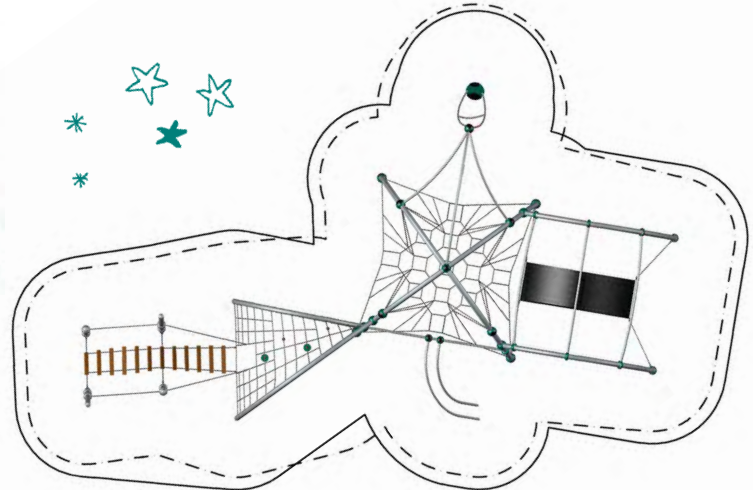
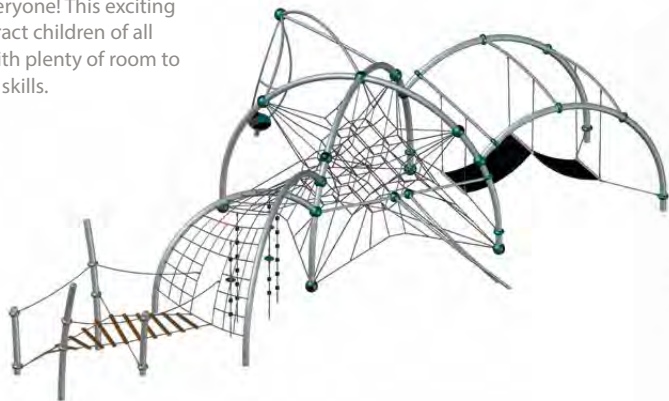
71.133.001

	(m)	9,9 × 15,4 × 3,8
	("-")	22-3 × 50-6 × 12-4
	EN 1176 (m)	12,9 × 18,4
	ASTM/CSA (m)	13,5 × 19,1
	ASTM/CSA ("-")	44-3 × 62-6
	EN 1176 (m)	2,9
	ASTM/CSA ("-")	9-7
		5-12
		New Albany, USA

Whether it's climbing, swinging, sliding, wobbling, or spinning, the Quadrifol.01 has something for everyone! This exciting play structure will attract children of all ages and abilities – with plenty of room to explore and test their skills.



32  
Inclusive  
Play







**32**  
Inclusive  
Play

## Quadrifol.02

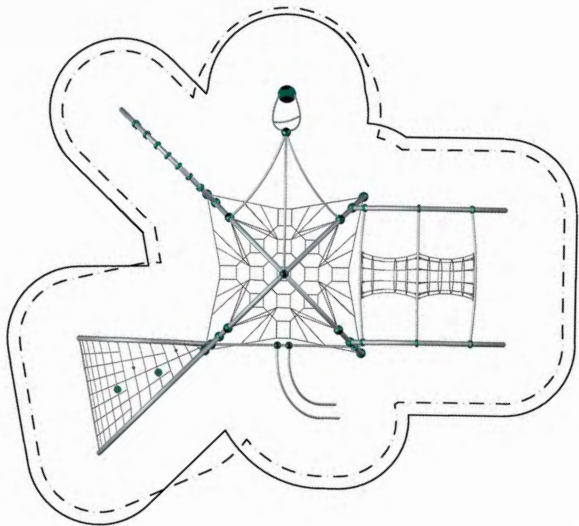
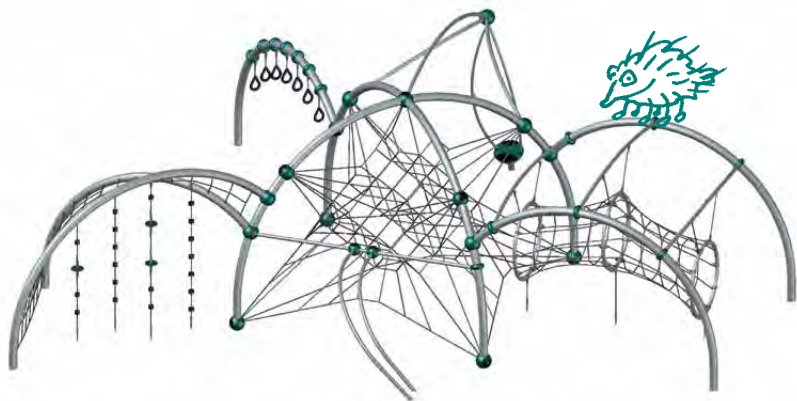
71.133.002

(m) 11,6 × 12,4 × 3,8  
(ft) 38-1 × 40-5 × 12-4

EN 1176 (m) 14,6 × 15,4  
ASTM/CSA (m) 15,3 × 16,0  
ASTM/CSA (ft) 50-1 × 52-6

EN 1176 (m) 2,9  
ASTM/CSA (ft) 9-7

5-12



A child's imagination is the only limit here – is it a crazy clacking crab or a spaceship headed for another dimension? Children can hang and swing like monkeys on the Dangle Arc, slither like a snake through the Net Tunnel, or test the limits by climbing all the way to the top.

## Quadrifol.03

71.133.003

(m) 11,6 × 13,8 × 3,8  
(ft) 38-1 × 45-2 × 12-4

EN 1176 (m) 14,6 × 16,8  
ASTM/CSA (m) 15,3 × 17,5  
ASTM/CSA (ft) 50-1 × 57-2

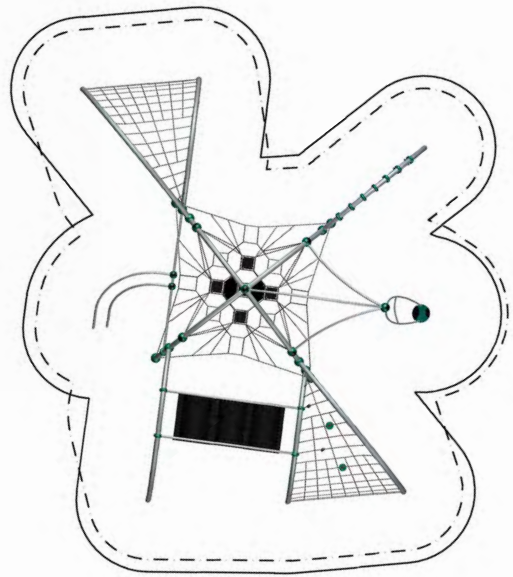
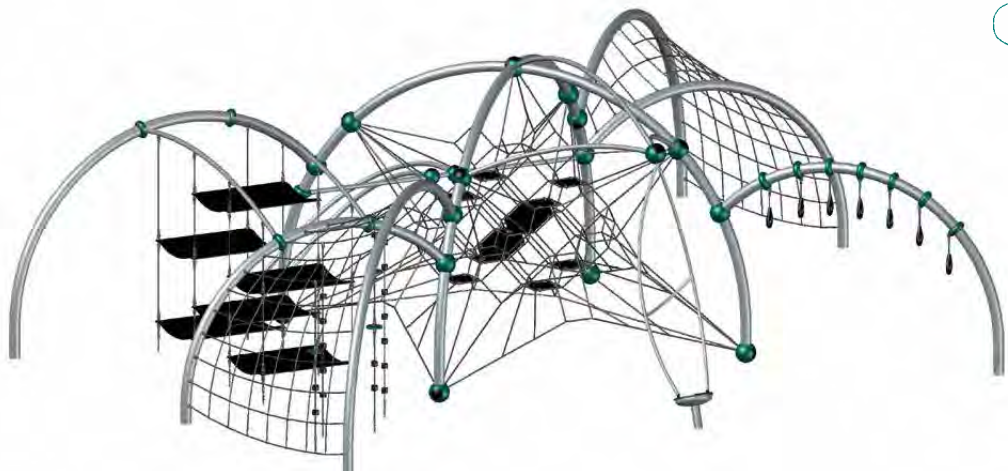
EN 1176 (m) 2,9  
ASTM/CSA (ft) 9-7

5-12

The Quadrifol.03 is almost a small fitness center. You can exercise in all directions. Turning, climbing, dangling, rocking – but there is also room to relax. The attraction for every playground.



**32**  
Inclusive  
Play







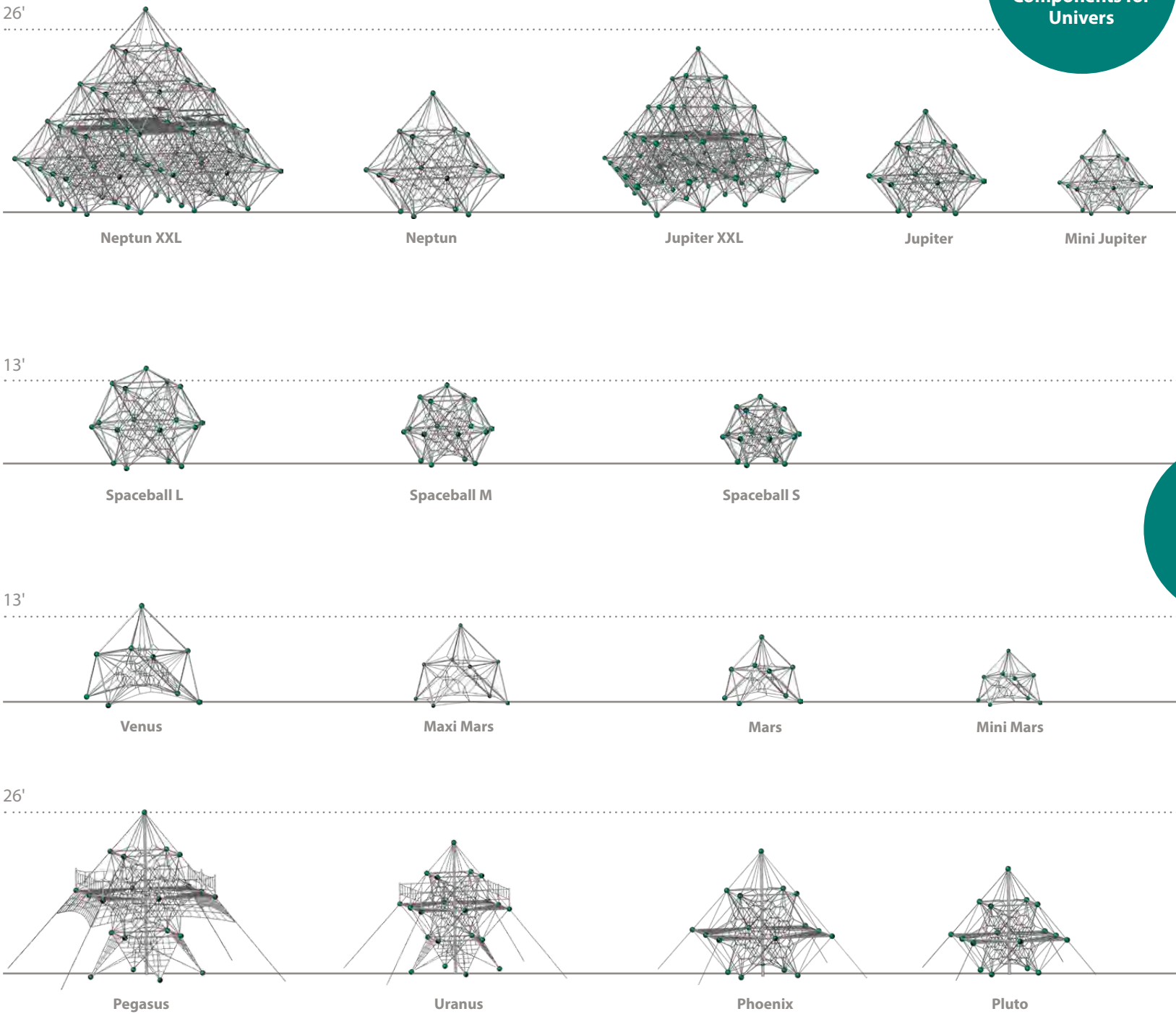
# Univers Classics



Climbing, rocking, hand-over-hand climbing and swinging, up and down, horizontally, and vertically – net structures offer hours of fun and adventure on several levels. These original spatial nets were born more than 50 years ago as a play concept, continuously further developed in form and detail, and are still popular after several generations of play.

Different geometric shapes, sizes, and frames form the planets in the rope play universe. With our Frameworkx frames, we have achieved an optimal net volume, i.e., with the Spaceballs: Plenty of room for playing on a small area. All structures feature the innovative AstemTT® tensioning system.

**188**  
Various Add-on  
Components for  
Univers










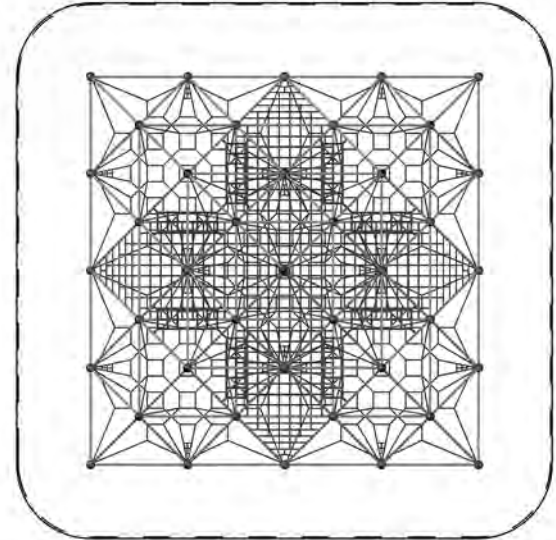
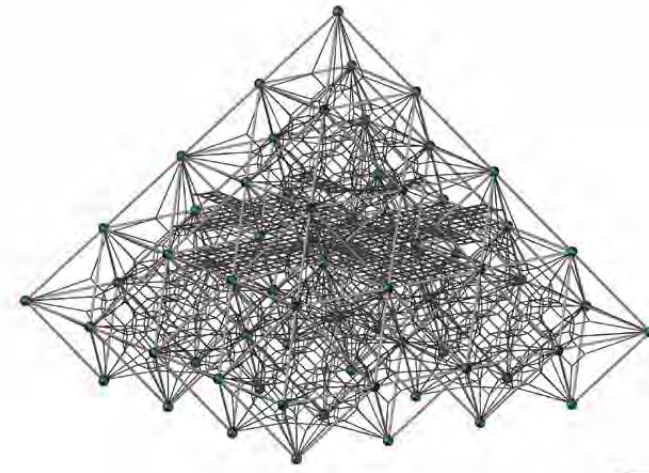


## Neptun XXL

90.140.224

	(m) (")	10,5 × 10,5 × 9,3 34-6 × 34-6 × 30-7
	EN 1176 (m) ASTM/CSA (m) ASTM/CSA ("")	14,1 × 14,1 14,2 × 14,2 46-6 × 46-6
	EN 1176 (m) ASTM/CSA ("")	1,94 6-5
		5-12
		Union City, USA






200



32  
Inclusive  
Play

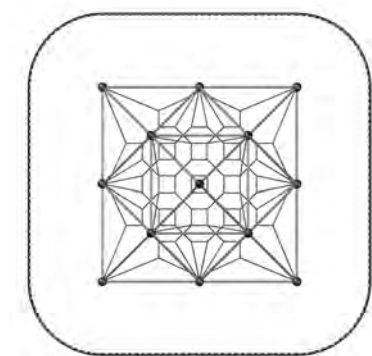
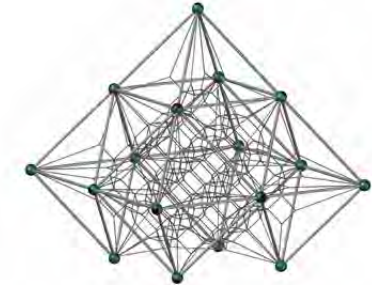
## Neptun

90.100.110

	(m) (")	5,4 × 5,4 × 5,6 17-8 × 17-8 × 18-4
	EN 1176 (m) ASTM/CSA (m) ASTM/CSA ("")	9,0 × 9,0 9,1 × 9,1 29-8 × 29-8
	EN 1176 (m) ASTM/CSA ("")	1,94 6-5
		5-12
		Emmerich, Germany






52

In this Neptun, kids can explore the real feeling of space. It offers a lot of extra net volume to enjoy.

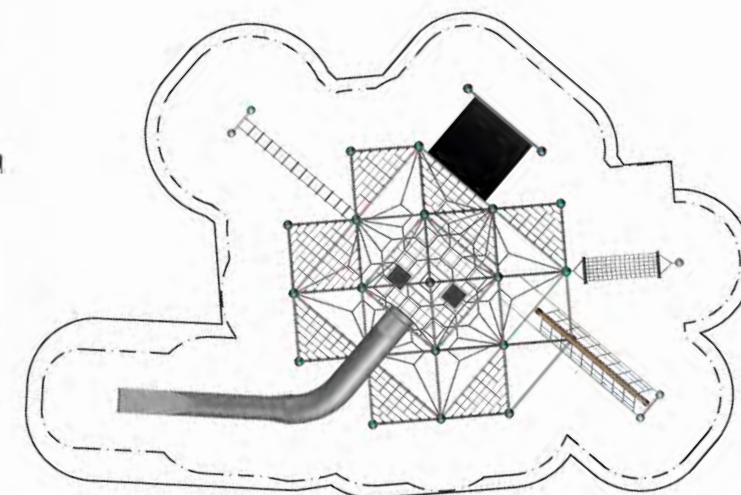
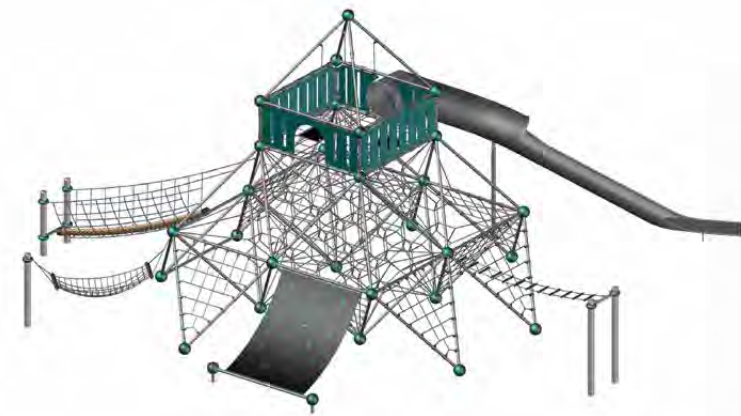


## Neptun.17

90.141.020

	(m) (")	13,4 × 12,8 × 6,7 43-10 × 42-0 × 22-0
	EN 1176 (m) ASTM/CSA (m) ASTM/CSA ("")	16,7 × 16,2 17,4 × 16,9 57-0 × 55-2
	EN 1176 (m) ASTM/CSA ("")	2,31 12-9
		5-12
		Green River, USA






This Univers Combination is based on a Neptun. We added Rubber Membranes, a Hammock, a fortress on top and a huge plastic Slide. This structure is clearly the centerpiece of every playground.



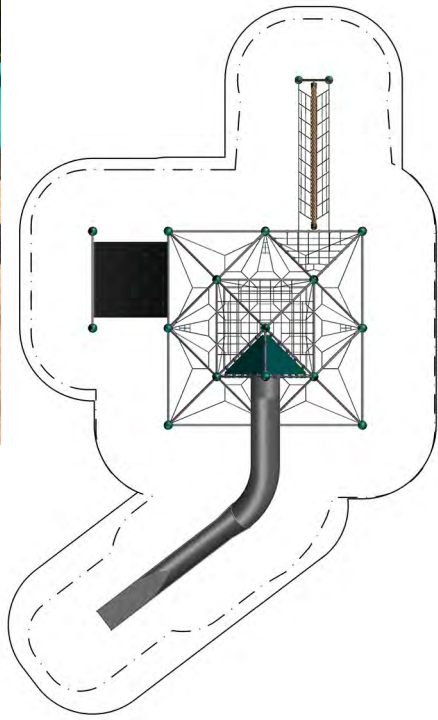


Neptun.20

90.141.211





	(m) 14,7 × 7,4 × 5,7 ('-") 48-4 × 24-3 × 18-3
	EN 1176 (m) 17,7 × 10,7 ASTM/CSA (m) 18,7 × 11,3 ASTM/CSA ('-") 61-5 × 37-1
	EN 1176 (m) 2,31 ASTM/CSA ('-") 12-9
	5-12
	Ridgewood, USA

With the Rubber Ramp as a start, it begins wobbly, but the attached handles provide hold. The 26' long Slide is the highlight of the climbing structure.



Neptun.22

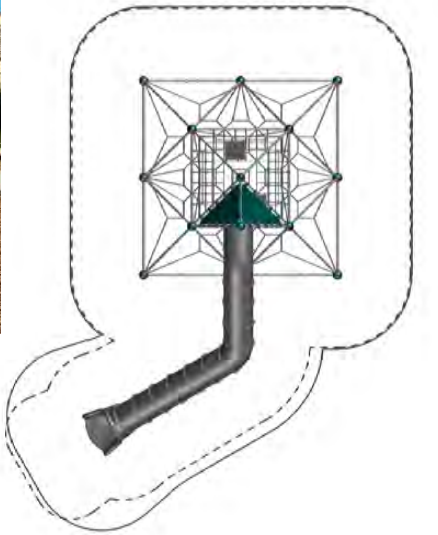
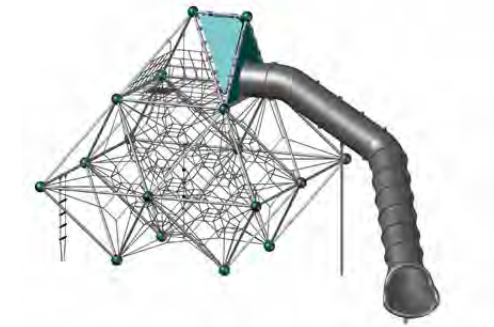
90.141.336

	(m) 10,1 × 7,0 × 5,7 ('-") 33-3 × 23-0 × 18-8
	EN 1176 (m) 13,5 × 10,7 ASTM/CSA (m) 13,8 × 10,7 ASTM/CSA ('-") 45-4 × 35-2
	EN 1176 (m) 1,94 ASTM/CSA ('-") 6-4
	5-12
	Antelope, USA

What better reward for climbers reaching the top than to experience the acceleration of a long-curved Tunnel Slide? And if climbing high and sliding are not exactly your cup of tea, there is plenty to explore close to the ground with a Rope Ladder and a Climbing Rope.



32  
Inclusive  
Play



Kevelaer, Germany

Irrland





The Irrland in Kevelaer (Germany) or 'maze land' is an amusement park as a farm adventure oasis where it is the everyday that gets lost. The owners have deliberately avoided installing lavish fairground rides and have concentrated on providing traditional features and family friendly attractions. In the last years, dedicated areas have been re-modeled to accommodate the park's special themes: 'Bread and Circuses' and 'On the trail of the Romans'. The architects and landscape designers of Berliner Seilfabrik had an area of approximately 50 × 100 feet at their disposal (including safety clearance space). As the amusement park operators knew exactly what they wanted and the personnel of the Berliner Creative Center had the necessary skills, it was possible to work without having to employ external designers and thus keep the communication pathways short. Projecting above a defensive palisade are two towers in the style of Roman military architecture. In this case, Berliner has used two of its standard rope structures Neptun to create an innovative effect. In the upper sections, the spatial net has been replaced by a horizontal planar net while the balustrades and the roofs have been covered by high quality HDPE panels fitting to the concept. It is possible to get from one tower to the other tower without touching the ground by crossing a Suspension Bridge at a height of 13 feet. Additional play fun is provided by a Jungle Bridge, a Rubber Belt Ramp, a Hammock, Climbing Nets, and the rotating device Duck Jibe.

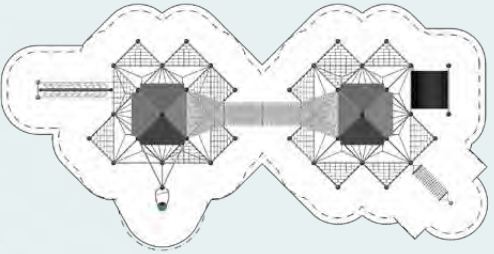
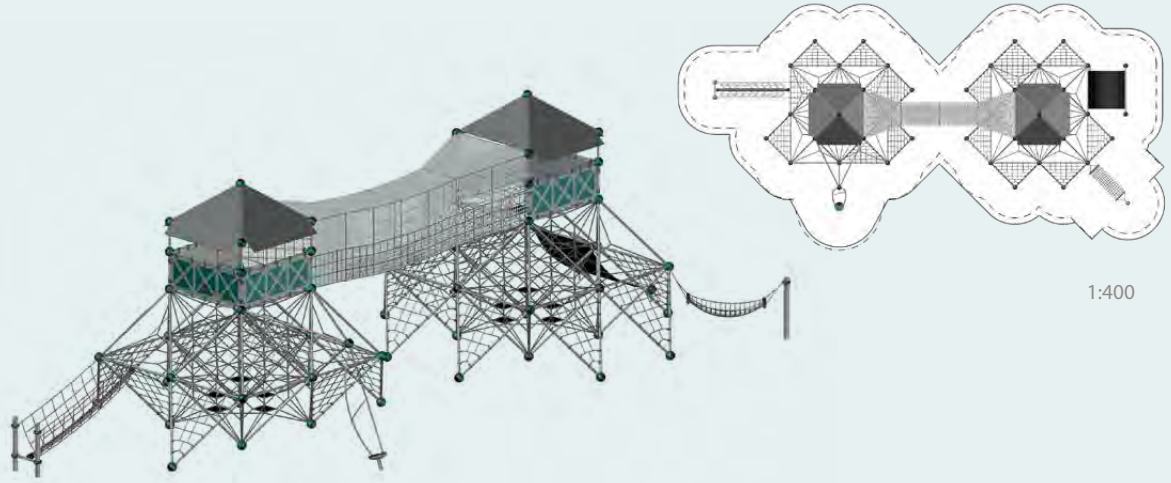


166  
Duck  
Jibe

Irrland

90.141.227

	(m) 22,1 × 9,1 × 6,7 ('-") 29-9 × 72-4 × 22-0
	EN 1176 (m) 12,7 × 25,3 ASTM/CSA (m) 13,3 × 25,7 ASTM/CSA ('-") 43-5 × 84-4
	EN 1176 (m) 1,94 ASTM/CSA ('-") 6-5
	5-12



1:400








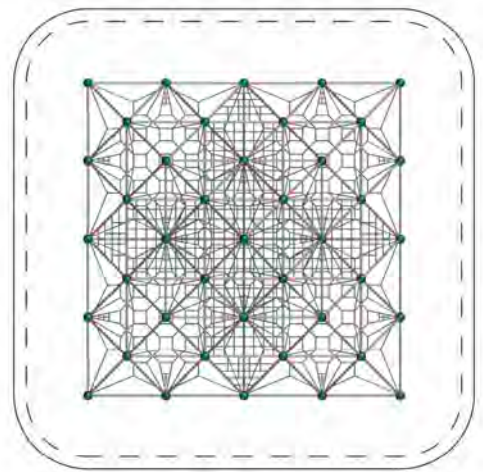

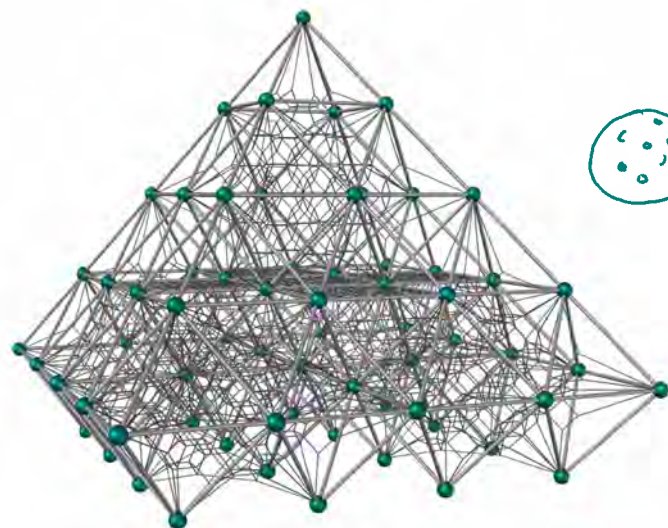


32  
Inclusive  
Play

## Jupiter XXL






90.141.232

	(m) (")	8,5 × 8,5 × 7,6 27-11 × 27-11 × 24-9
	EN 1176 (m) ASTM/CSA (m) ASTM/CSA ("")	11,6 × 11,6 12,15 × 12,15 39-11 × 39-11
	EN 1176 (m) ASTM/CSA ("")	1,58 6-0
		5-12
		Carmichael, USA



## Jupiter

90.100.040

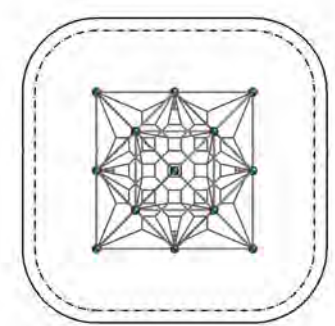
	(m) (")	4,4 × 4,4 × 4,7 14-5 × 14-5 × 15-2
	EN 1176 (m) ASTM/CSA (m) ASTM/CSA ("")	7,5 × 7,5 8,1 × 8,1 26-5 × 26-5
	EN 1176 (m) ASTM/CSA ("")	1,58 6-0
		5-12
		Châteauneuf-en- Thymerais, France



The Jupiter is ideal for large groups of children playing at one time. The total height of almost 15 feet is very appealing to children.








32  
Inclusive  
Play

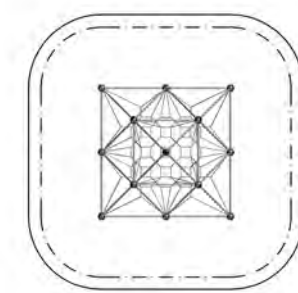
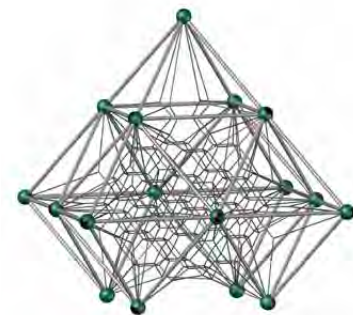


## Mini Jupiter

98.100.040






	(m) (")	3,6 × 3,6 × 3,8 11-10 × 11-10 × 12-2
	EN 1176 (m) ASTM/CSA (m) ASTM/CSA ("")	6,6 × 6,6 7,3 × 7,3 23-10 × 23-10
	EN 1176 (m) ASTM/CSA ("")	1,30 6-0
		5-12
		Hildesheim, Germany

The Mini Jupiter is ideal for small children who are setting their sights high. There is enough play space for an entire preschool class.

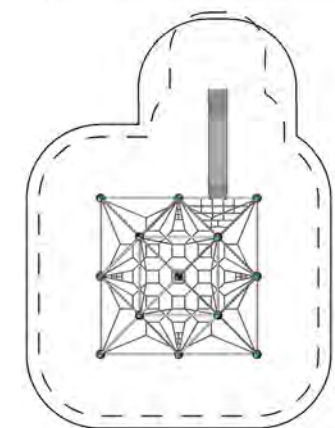
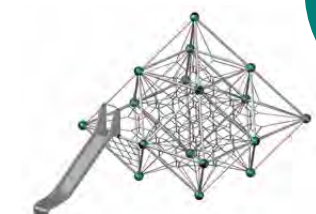


## Jupiter.03

90.140.027






	(m) (")	4,4 × 7,3 × 4,7 14-5 × 23-11 × 15-2
	EN 1176 (m) ASTM/CSA (m) ASTM/CSA ("")	7,5 × 10,9 8,1 × 11,6 26-5 × 37-11
	EN 1176 (m) ASTM/CSA ("")	1,58 6-0
		5-12
		Dandenong, Australia

A combination of the advantages of the Jupiter net climber with the joy of sliding. Users with limited climbing skills can access the Slide easily via the triangular net.





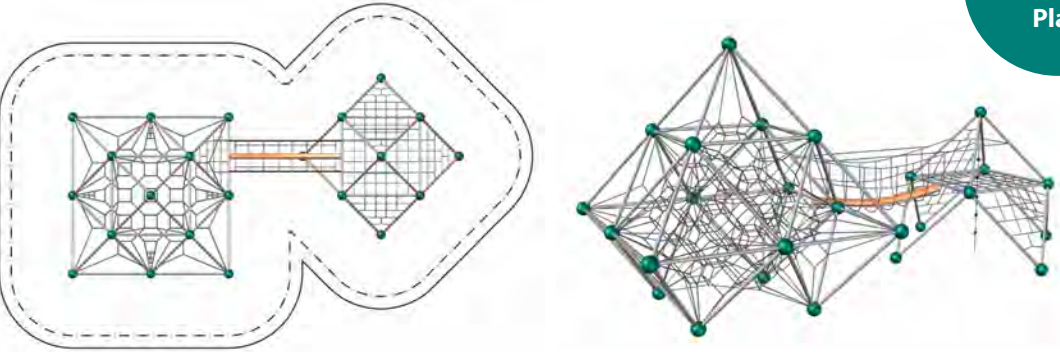
Jupiter.13

 (m) (")	10,6 × 5,5 × 4,7 34-7 × 17-11 × 15-2
 EN 1176 (m) ASTM/CSA (m) ASTM/CSA (")	13,6 × 8,5 14,2 × 9,1 29-9 × 46-4
 EN 1176 (m) ASTM/CSA (")	1,58 6-0
	5-12
	Mountain House, USA






Where to start – with the 3D net of the big Jupiter, with the Nethouse's 2D planar nets and its Climbing Rope or maybe in the middle by climbing up and onto the Jungle Bridge between the two? The choice is yours. Just one of the beauties of an open play concept.



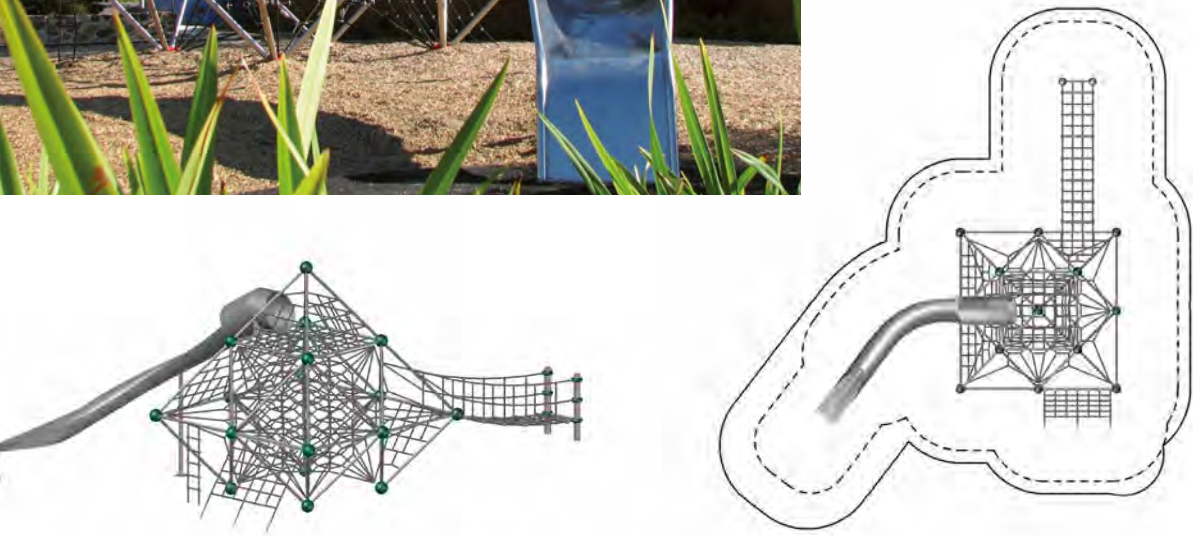
32  
Inclusive  
Play








Jupiter.07

 (m) (")	9,4 × 9,1 × 4,7 30-8 × 29-10 × 15-2
 EN 1176 (m) ASTM/CSA (m) ASTM/CSA (")	12,6 × 12,3 12,8 × 12,9 41-9 × 42-4
 EN 1176 (m) ASTM/CSA (")	2,83 10-5
	5-12
	Melbourne, Australia

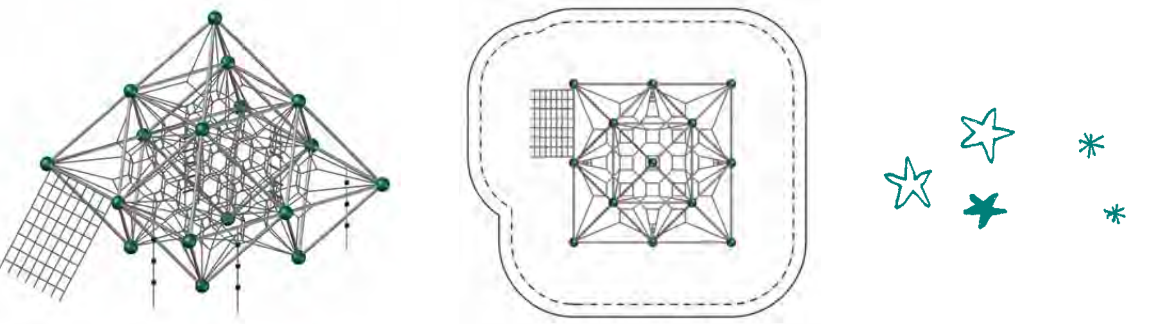
A long Suspension Bridge, a Rope Ladder and a side access net are alternative ways to access the Jupiter. Brave climbers who dare to go up to the top receive a great ride down to earth along the curved Slide as reward.








Jupiter.02

 (m) (")	4,4 × 5,4 × 4,7 14-5 × 17-8 × 15-2
 EN 1176 (m) ASTM/CSA (m) ASTM/CSA (")	7,5 × 8,5 9,1 × 8,1 29-8 × 26-5
 EN 1176 (m) ASTM/CSA (")	1,58 6-0
	5-12
	Berlin, Germany

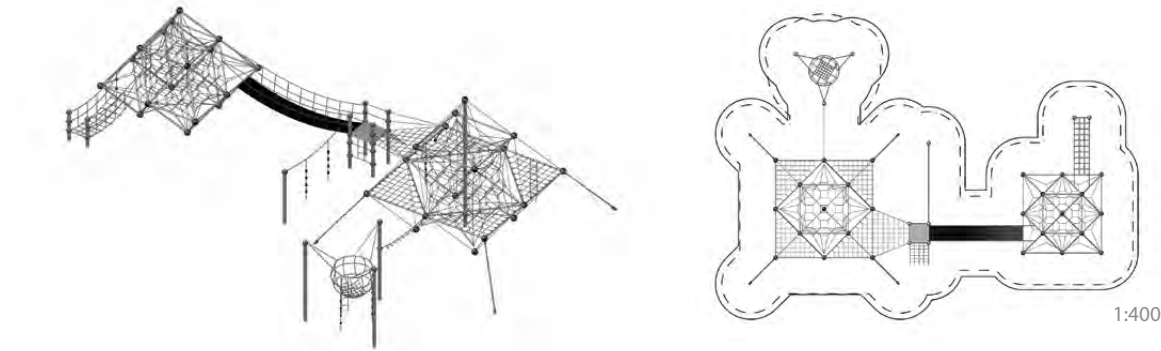
Two Rope Ladders, three Climbing Ropes and a half side Access Net enrich the climbing opportunities of the Jupiter net structure and turn it into a climbing oasis.



Phoenix.02

 (m) (")	18,7 × 12,2 × 5,7 61-2 × 39-10 × 18-8
 EN 1176 (m) ASTM/CSA (m) ASTM/CSA (")	21,8 × 15,8 22,4 × 15,9 73-4 × 52-2
 EN 1176 (m) ASTM/CSA (")	2,47 8-1
	5-12
	El Commons, USA

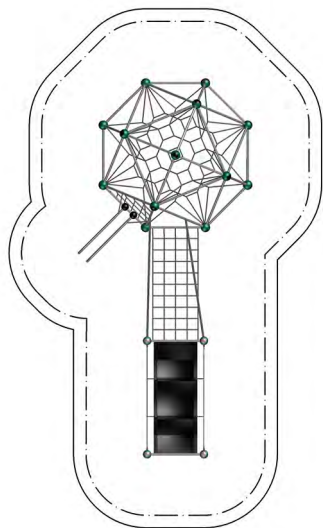
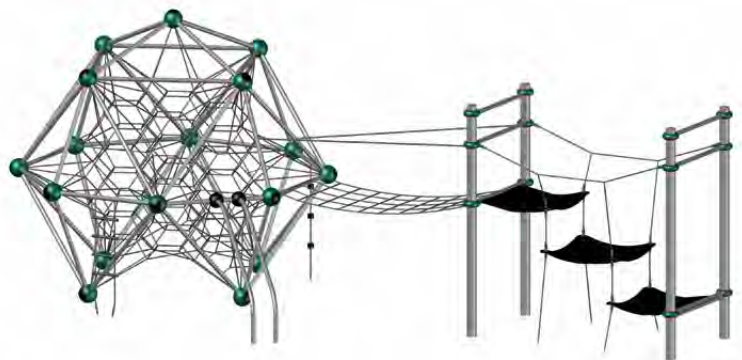

This great combination connects a Phoenix and a Jupiter with a Rubber Bridge. A Loop Rope leads from the Phoenix to a Wasp's Nest.












The Spaceball is also available in Stainless Steel.



## Spaceball M.01






90.134.066

	(m) (")	10,1 x 4,7 x 3,8 33-0 x 15-2 x 12-5
	EN 1176 (m) ASTM/CSA (m) ASTM/CSA ("")	13,1 x 7,6 13,7 x 8,3 45-0 x 27-1
	EN 1176 (m) ASTM/CSA ("")	1,8 6-0
		5-12
		Berlin, Germany


The Net Bridge offers a playful connection between the Spaceball M and the Chessboard Access. And the Banister slide ensures a stylish completion of the round.

## Spaceball L

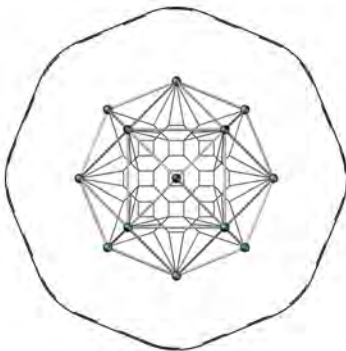
90.100.111

	(m) (")	5,4 x 5,4 x 4,7 17-8 x 17-8 x 15-2
	EN 1176 (m) ASTM/CSA (m) ASTM/CSA ("")	9,0 x 9,0 9,1 x 9,1 29-8 x 29-8
	EN 1176 (m) ASTM/CSA ("")	1,94 6-5
		5-12
		Mühlheim, Germany

Plenty of space for climbers of all age groups is offered by the Spaceball L. Though it aims high, the free fall height is only 6 feet.








32  
Inclusive  
Play

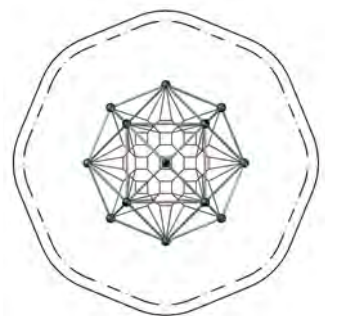


## Spaceball M

90.100.041






	(m) (")	4,4 x 4,4 x 3,8 14-5 x 14-5 x 12-5
	EN 1176 (m) ASTM/CSA (m) ASTM/CSA ("")	7,5 x 7,5 8,1 x 8,1 26-5 x 26-5
	EN 1176 (m) ASTM/CSA ("")	1,58 6-0
		5-12
		New York City, USA

The voluminous Spaceball M invites older kids to climb together with others.



## Spaceball S

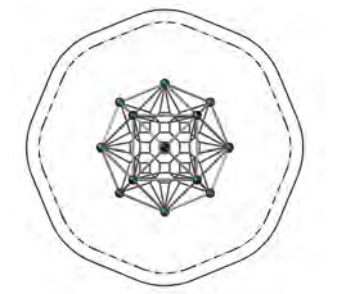
90.100.031

	(m) (")	3,7 x 3,7 x 3,2 11-11 x 11-11 x 10-4
	EN 1176 (m) ASTM/CSA (m) ASTM/CSA ("")	6,7 x 6,7 7,3 x 7,3 23-11 x 23-11
	EN 1176 (m) ASTM/CSA ("")	1,32 6-0
		2-12
		New York City, USA

In the smallest version of the Spaceball, with a free fall height of only 6 feet, the new climbers can improve their climbing skills.












15





Venus

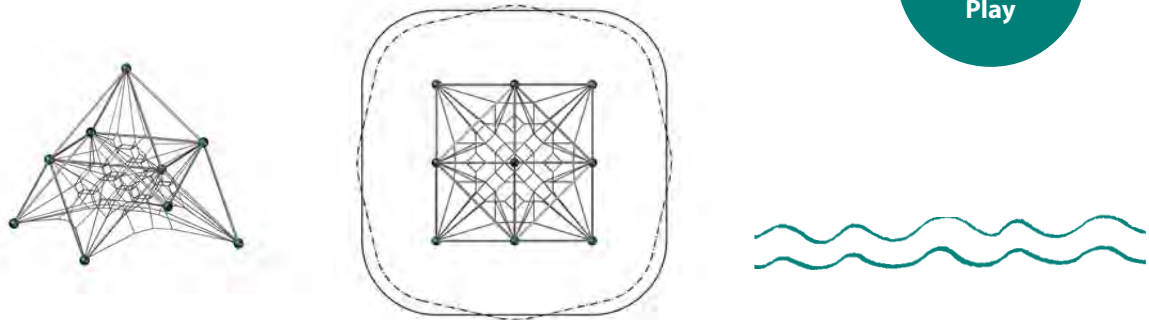
90.100.020

	(m) 4,4 × 4,4 × 4,4
	(ft.) 14-5 × 14-5 × 14-5
	EN 1176 (m) 8,3 × 8,3
	ASTM/CSA (m) 8,1 × 8,1
	ASTM/CSA (ft.) 26-5 × 26-5
	EN 1176 (m) 2,18
	ASTM/CSA (ft.) 7-3
	5-12
	Amsterdam, Netherlands

The design is similar to Mars; however, Venus has a taller frame and a more voluminous net. Also, the access into the net is close to the ground allowing smaller children to join the fun. The upper net volume offers fun and challenge for older kids.












32  
Inclusive  
Play



Mini Mars.03

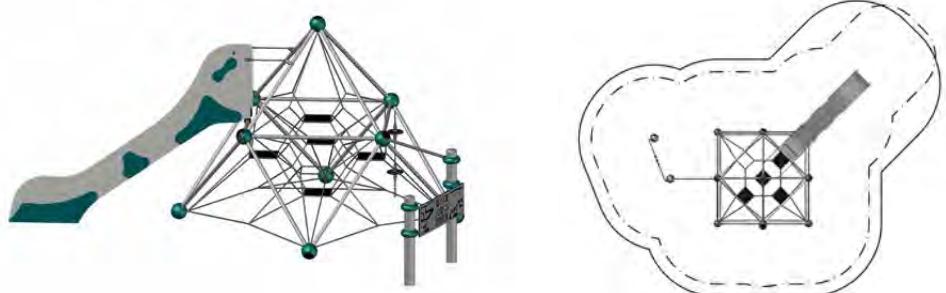
90.141.413

	(m) 4,3 × 5,9 × 2,6
	(ft.) 13-10 × 19-4 × 8-7
	EN 1176 (m) 7,5 × 9,1
	ASTM/CSA (m) 7,9 × 9,6
	ASTM/CSA (ft.) 25-11 × 31-4
	EN 1176 (m) 1,3
	ASTM/CSA (ft.) 6-0
	2-12
	Cullman, USA

After a relaxing round of tic-tac-toe, it's time to go through the spatial net and back down again via the Fast Lane Slide. And if you really want to tone your muscles, you can do a few pull-ups on the horizontal bar.











269  
Little Big Ben,  
HodgePodge

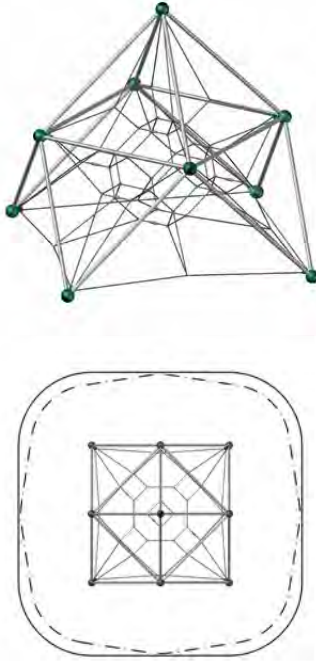


Maxi Mars

99.100.015










	(m) 3,9 × 3,9 × 3,9
	(ft.) 12-7 × 12-7 × 12-7
	EN 1176 (m) 7,4 × 7,4
	ASTM/CSA (m) 7,5 × 7,5
	ASTM/CSA (ft.) 24-7 × 24-7
	EN 1176 (m) 1,91
	ASTM/CSA (ft.) 6-4
	5-12

The Maxi Mars unites the advantages of the Mars with an even more challenging height.



Mars

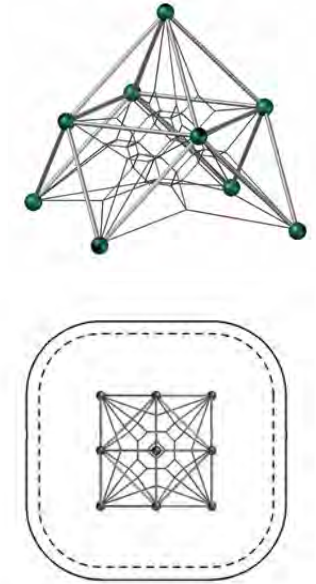
90.100.010

	(m) 3,2 × 3,2 × 3,2
	(ft.) 10-5 × 10-5 × 10-5
	EN 1176 (m) 6,3 × 6,3
	ASTM/CSA (m) 6,9 × 6,9
	ASTM/CSA (ft.) 22-5 × 22-5
	EN 1176 (m) 1,59
	ASTM/CSA (ft.) 6-0
	5-12
	Itasca, USA

The Mars is specifically designed for beginners, as most of the usable net space is close to the ground. Courageous climbers can experience the first feelings of success when climbing up to the top.












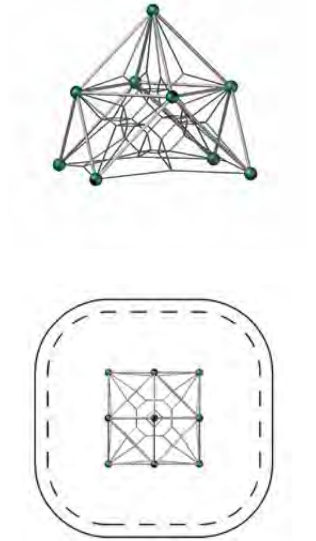
Photo: ©Eric F. Hornig, Hitchcock Design Group



Mini Mars

98.100.010






	(m) 2,6 × 2,6 × 2,6
	(ft.) 8-7 × 8-7 × 7-11
	EN 1176 (m) 5,6 × 5,6
	ASTM/CSA (m) 6,3 × 6,3
	ASTM/CSA (ft.) 20-9 × 20-9
	EN 1176 (m) 1,3
	ASTM/CSA (ft.) 6-0
	2-12
	Bernau, Germany



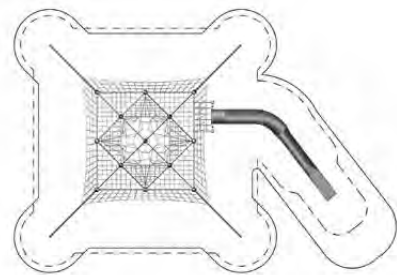


Pegasus.02

90.140.845

	(m) 10,3 × 15,3 × 7,3 (") 33-6 × 50-0 × 23-10
	EN 1176 (m) 13,3 × 18,4 ASTM/CSA (m) 12-2 × 13-9 ASTM/CSA ("") 66-3 × 45-6
	EN 1176 (m) 2,99 ASTM/CSA ("") 11-11
	5-12
	Braunschweig, Germany

The sky is the limit in the big brother of Uranus. With a height of more than 23 feet, Pegasus is a huge "space ship" attracting children from near and far.








1:400



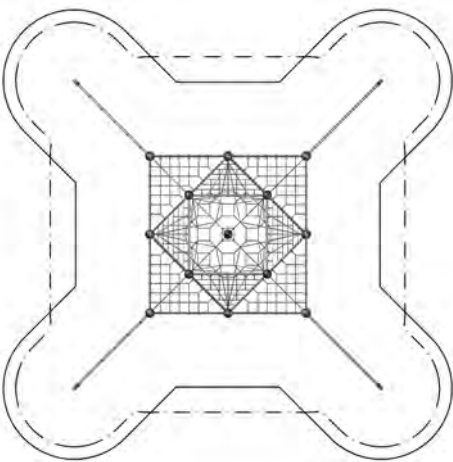
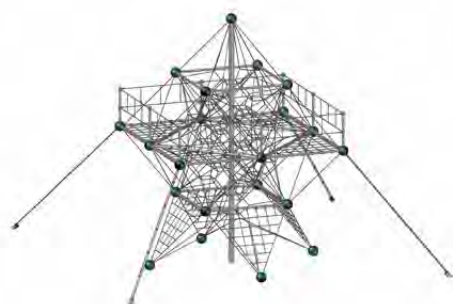
Standard  
Equipment also  
without Add-on  
Components

Uranus

90.100.075





	(m) 8,2 × 8,2 × 5,9 (") 26-11 × 26-11 × 19-2
	EN 1176 (m) 11,2 × 11,2 ASTM/CSA (m) 11,9 × 11,9 ASTM/CSA ("") 38-11 × 38-11
	EN 1176 (m) 2,79 ASTM/CSA ("") 9-2
	5-12
	Kasuga, Japan

The Uranus has got several play levels. The main level in the middle offers a large planar net around the central spatial net. The tall net structure with its striking design is more than just a climber – it is a landmark.



Roanoke Park

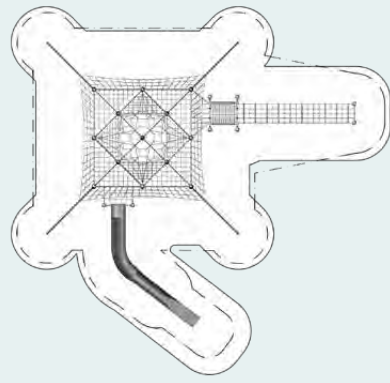
90.141.248

	(m) 16,4 × 15,2 × 7,3 (") 53-10 × 49-7 × 24-10
	EN 1176 (m) 19,5 × 18,3 ASTM/CSA (m) 20,1 × 19,5 ASTM/CSA ("") 65-9 × 63-9
	EN 1176 (m) 2,99 ASTM/CSA ("") 11-11
	5-12



Kansas City, USA

Pegasus  
Roanoke Park



1:400

The Karnes Playground in Roanoke Park in Kansas City, Missouri, is providing the community with a new state-of-the-art playground. Kansas City Parks and Recreation's senior landscape architect Erica Flad was quoted as saying: "With ropes everywhere, tall mounds covered in artificial turf and even a zipline, the nature themed playground takes Roanoke Park to a new level." She went on to say, "It's really unique. A lot of people love going there. It's definitely new in Kansas City." The centerpiece of the playground, a 24'-10" Pegasus, provides unlimited play opportunities for the whole family. Berliner products, like the Pegasus, are true multigenerational play structures. Because of its height, the Pegasus, while classified for ages 5 to 12, offers a large enough space inside the net for both children and adults. Climbing on this three-dimensional net encourages kids to think about where they want to go, creating their own path to get there by traveling up, down and over the terrain in a very safe manner. The rope structure enables kids to play without touching the ground until they cross the Suspension Bridge, shoot out of the custom-made stainless steel Tube Slide, or simply climb back down the intertwined nets. Net structures offer hours of fun and adventure for children: climbing, rocking, hand-over-hand climbing, swinging up and down, horizontally, and vertically. All structures feature the innovative AstemTT® tensioning system, which is standard across the entire Univers product line. This simplifies installation, as a spatial net can be tensioned evenly across the entire structure and is easy to maintain.





Add-on Components for Univers

A variety of add-on components for the Univers product line provides a large assortment of options to customize the play area for all age groups. The more options the more challenging and engaging the play becomes! Add-ons such as Hammocks, Slides, Ladders, and Bridges and many other exciting choices are available to keep children moving. Climbing, swinging, swaying, and sliding all add up to children making decisions, socializing, and taking healthy risks for their development. The components make it easy to modify your Univers structure to make it fit into a larger or smaller area depending on your site plan. The add-on components can also expand the playground to be more accessible and inclusive. Also discover our Fast Lane Slide and bring additional color into play!

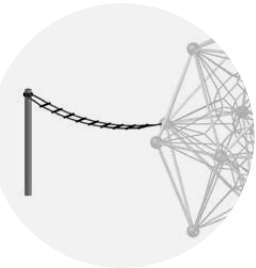
The Configuration of the Add-on Components can vary depending on the Product and the Customer's Request.



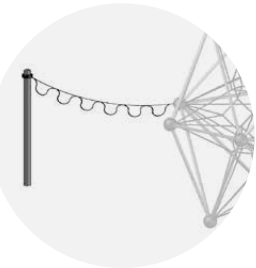
Duck Jibe



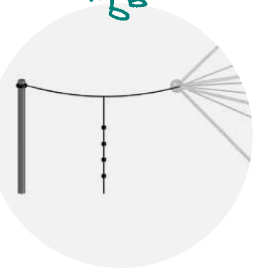
Hammock



Hand-over-Hand Ladder



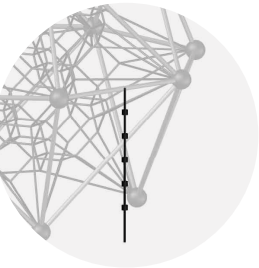
Loop Rope



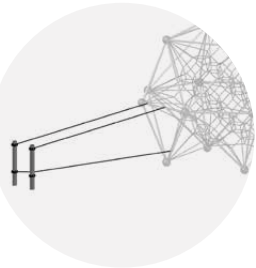
Diagonal Climbing Rope



Rope Ladder



Climbing Rope



Balancing Cable Bridge



Jungle Bridge



Access Bridge



Net Tunnel



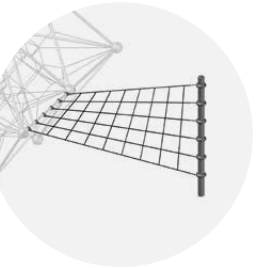
Rubber Bridge



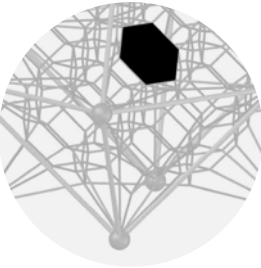
Transfer Station



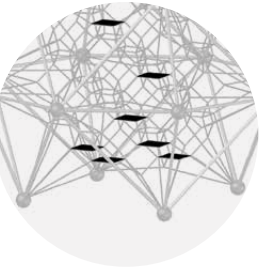
Rubber Ramp



Twisted Net



Rubber Mat Hexagon



Rubber Mat Square



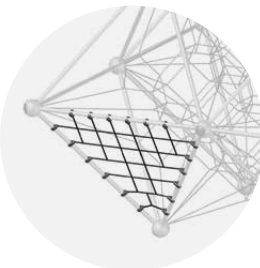
Quadropolis



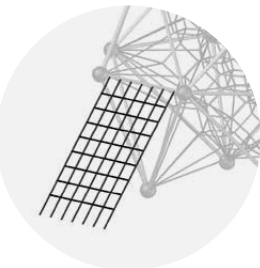
Fort



Flag



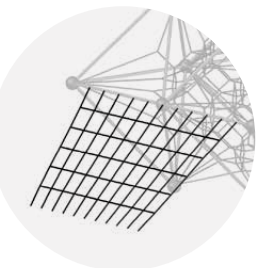
System Net



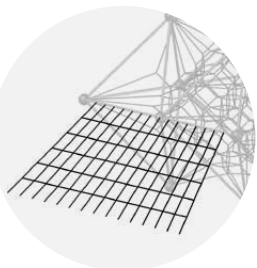
Rectangle Access Net



Trapeze Access Net



Trapeze Access Net Wide Side Up



Trapeze Access Net Wide Side Down



Fast Lane Slide (p. 190)



Curved Concave Slide



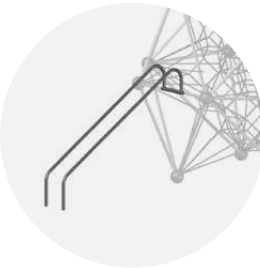
Straight Box Slide



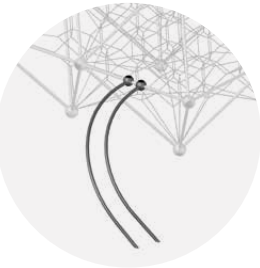
Curved Tunnel Slide



Straight Concave Slide



Straight Banister



Curved Banister



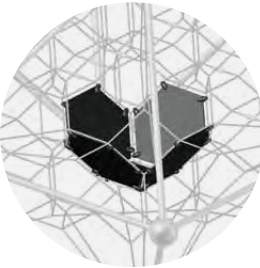
Suspension Bridge with Handrail



Dormer



Net Fort



Rubber Nest



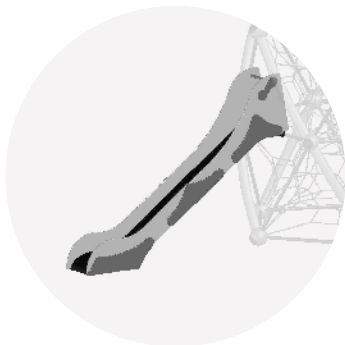
190  
Our Fast Lane Slides



# Fantastic, fast and colorful: Our **Fast Lane Slides!**

We have enhanced our rope play with another interactive, enjoyable activity by introducing the high-tech Fast Lane Slide to our array of play products. Made of solid ¾ inch thick HDPE plastic to ensure durability, deter vandalism, and to remain structurally sound for generations. The sturdy material helps to prevent cracks and breaks. Besides their ASTM compliant design, including hand support and a built-in slide transition platform for deckless structures, the slides are easy to install via panel clamps. Different attachment heights between 2'-11" and 8'-2" make our Fast Lane Slides compatible with almost

every standard equipment in the Greenville, Univers, LevelUp, and Terranos & Terranova product groups. One color, two colors, three colors or more! In regard to customization, your imagination determines what comes true! Our wide range of colors and design themes allow numerous combinations: flames, dragon tails, rocket ships, even our popular Greenville bamboo slats can be used to theme your Fast Lane Slide. Individual modular panels make them even more customizable, and their shape is precisely created by our CNC machines.



Univers



LevelUp



Terranos & Terranova



Greenville







# Polygodes

Central mast play structures in various shapes and sizes.







# Basics

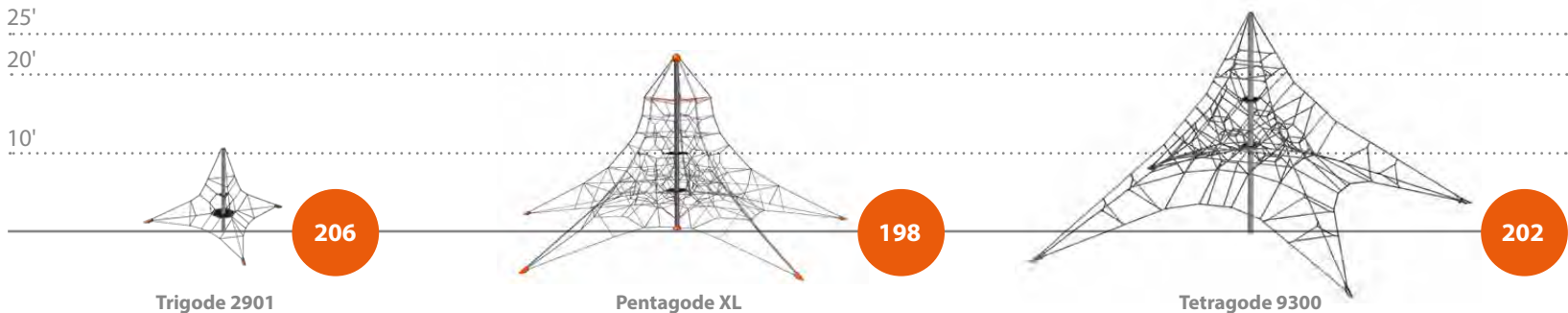
## Polygodes



There is enough space in our central mast play structures for children to enjoy the thrill of playing at great heights simultaneously. Our Polygodes are available in three basic forms, each varying in its number of anchor points. Both the Tetragode and Trigode models exhibit classic, architecturally influenced lines. The Trigode's rope net is anchored into the ground at three points, whereas – as its name suggests – the Tetragode extends from the central mast outwards in four directions to create its play space.

The shape of the Pentagode offers even more space in which to climb. Its pagoda-like proportions lend an exotic touch to any playscape. Its spreader bars extend outwards from the central steel mast, supporting five double ropes and giving the apparatus its characteristic appearance. This pentagonal form creates an especially large space in which to climb.

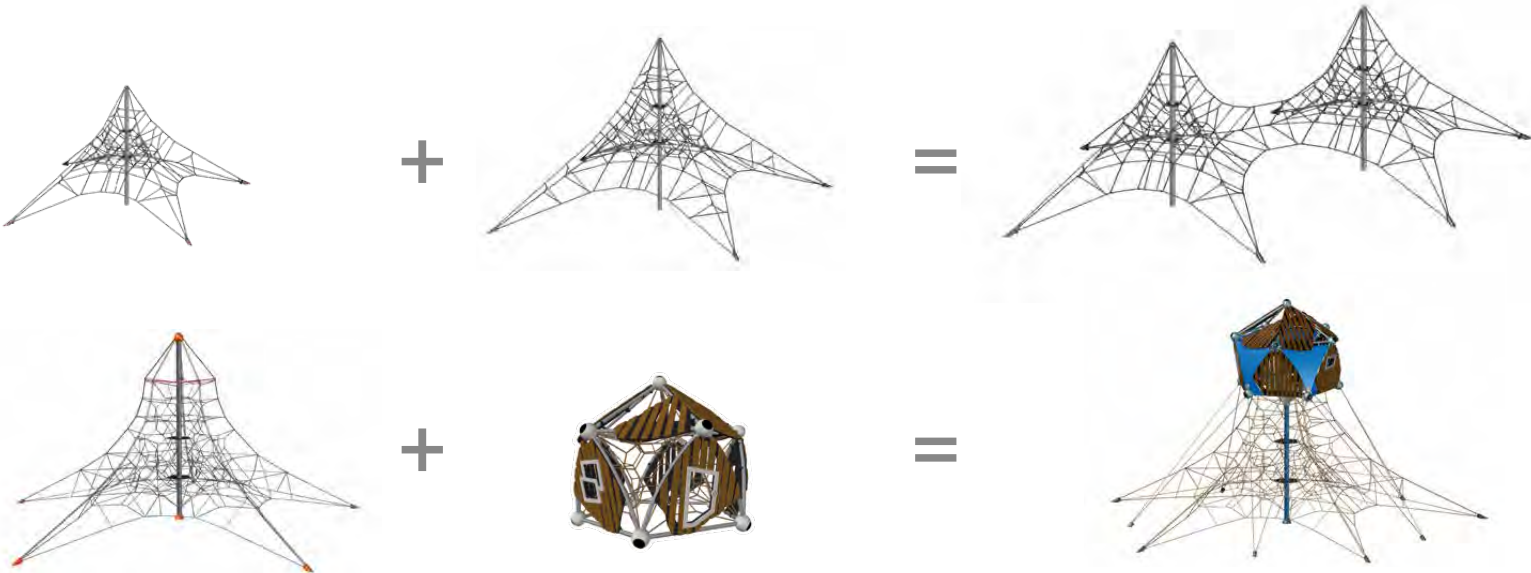
**208**  
Various Add-on  
Components for  
Polygodes



### Expansion Possibilities

It goes without saying that all our central masts make ideal stand-alone play structures – but if space permits, why not expand? With almost any combination possible, simply get in touch to discuss the possibilities. For example, a Tetragode can be directly attached to another Tetragode of the same size or the next size up or down. This allows for the creation

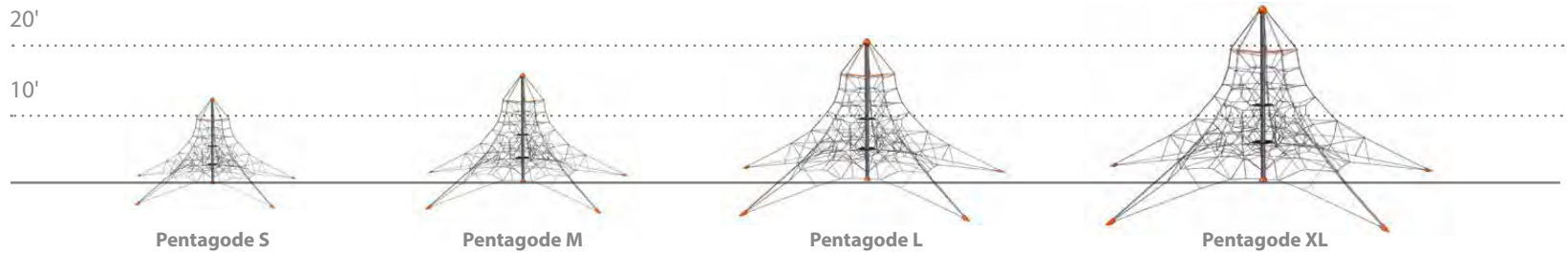
of entire mountain ranges. Why not combining four of our central mast structures? Let your imagination run wild and see what happens. How about a low rope landscape crowned by a central mast play structure? Or a Pentagode topped by one of our bamboo-paneled Greenville playhouses? The following pages illustrate a number of exciting possibilities.







# Polygodes Pentagodes



Stylish appearance through five-way pentagonal tensioning



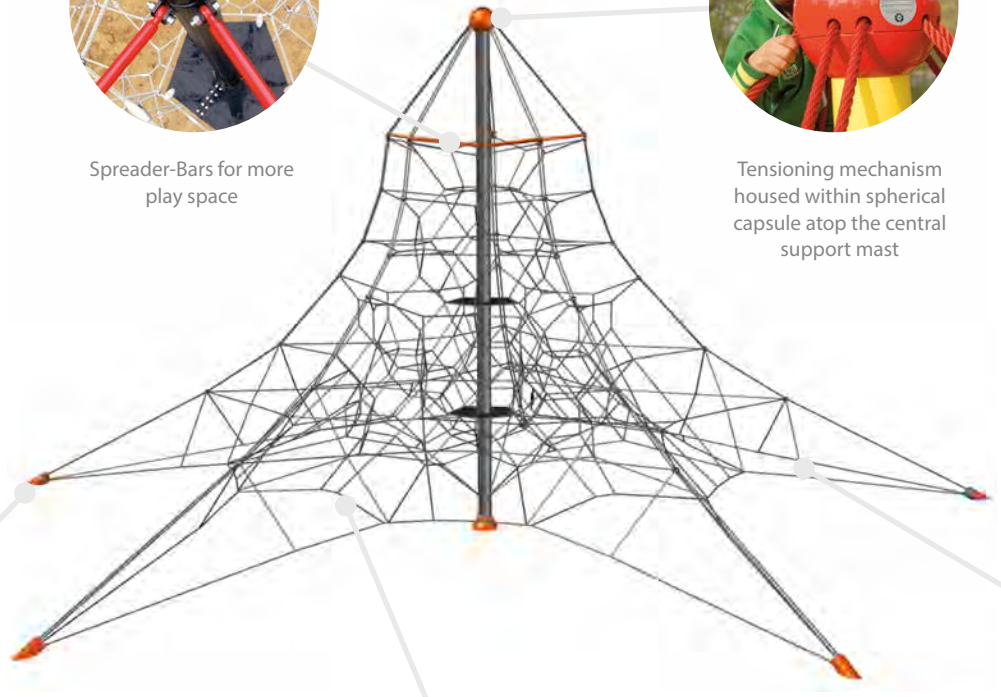
Spreader-Bars for more play space



Tensioning mechanism housed within spherical capsule atop the central support mast



Anchor-Point with a clean transition into the ground, even with artificial fall protection



Low maintenance and replacement of individual rope sections due to the Cloverleaf Ring

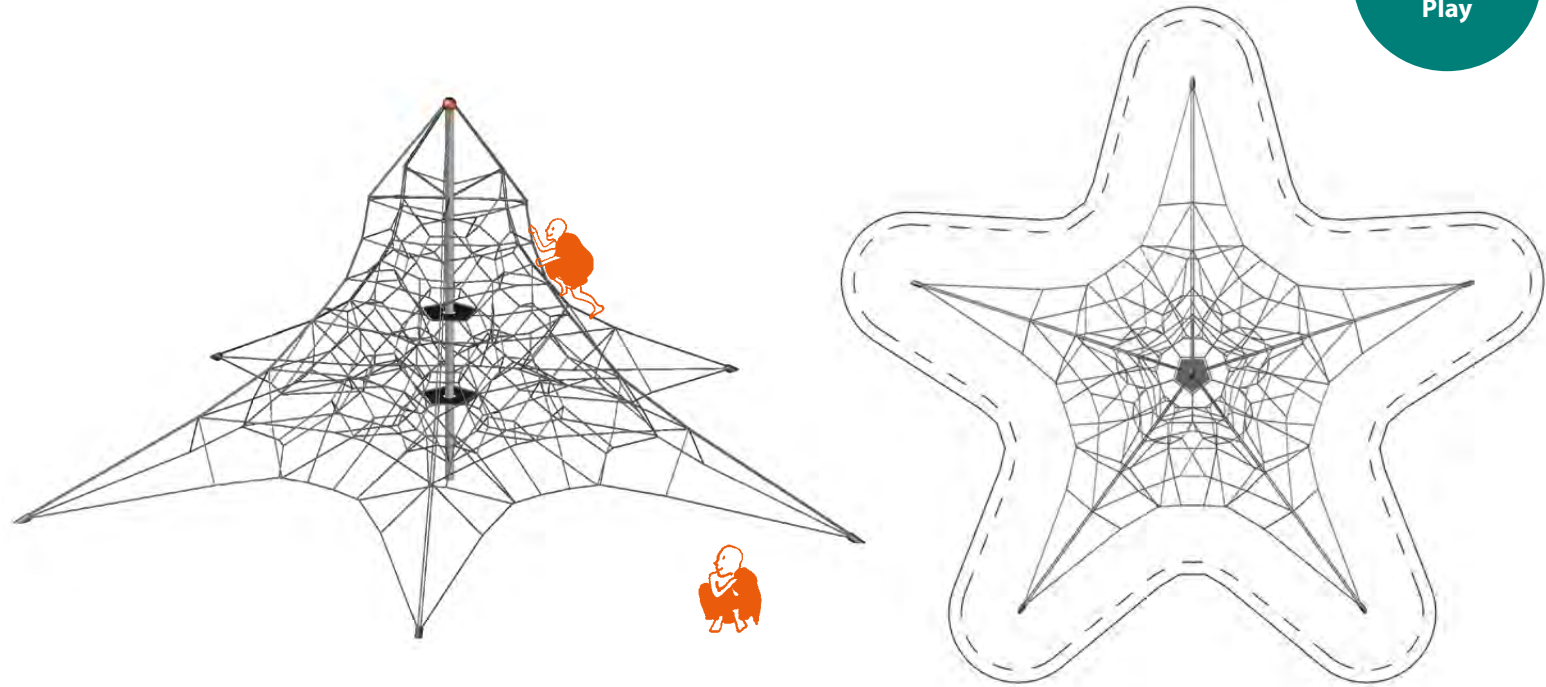


Five-way tensioning with double ropes





32  
Inclusive  
Play



## Pentagode XL

91.200.040

(m) 14,9 × 14,2 × 7,2  
('-") 48-11 × 46-6 × 23-8

EN 1176 (m) 17,9 × 17,2  
ASTM/CSA (m) 18,6 × 17,9  
ASTM/CSA ('-") 60-11 × 58-6

EN 1176 (m) 1,31  
ASTM/CSA ('-") 6-0

5-12

Mexico City,  
Mexico

Of all our central mast play structures, our patented Pentagodes provide the ultimate spatial spectacle. Thanks to their metal spreader bars located at the upper section of the mast, they boast plenty of space in which to play even at the very top of the apparatus. The tensioning mechanisms for all four available sizes are housed in spherical capsules safely beyond the reach of children's inquiring fingers. For installation and maintenance, this means very simple re-tensioning via one single point.

## Pentagode L

91.200.030

(m) 12,7 × 12,0 × 6,1  
('-") 41-5 × 39-4 × 20-0

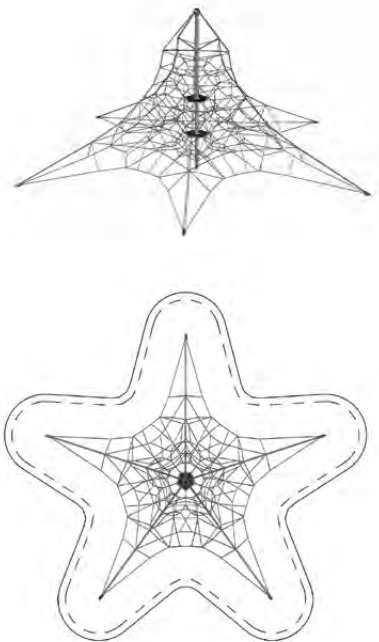
EN 1176 (m) 15,7 × 15,0  
ASTM/CSA (m) 16,3 × 15,7  
ASTM/CSA ('-") 53-5 × 51-4

EN 1176 (m) 1,1  
ASTM/CSA ('-") 6-0

5-12

Berlin,  
Germany

47



## Pentagode M

91.200.020

(m) 10,5 × 10,0 × 5,1  
('-") 34-5 × 32-9 × 16-8

EN 1176 (m) 13,5 × 13,0  
ASTM/CSA (m) 14,2 × 13,7  
ASTM/CSA ('-") 46-5 × 44-9

EN 1176 (m) 0,92  
ASTM/CSA ('-") 6-0

5-12

Berlin,  
Germany

30



## Pentagode S

91.200.010

(m) 8,4 × 8,0 × 4,0  
('-") 27-4 × 26-0 × 13-2

EN 1176 (m) 11,4 × 11,0  
ASTM/CSA (m) 12,0 × 11,6  
ASTM/CSA ('-") 39-4 × 38-0

EN 1176 (m) 0,93  
ASTM/CSA ('-") 6-0

5-12

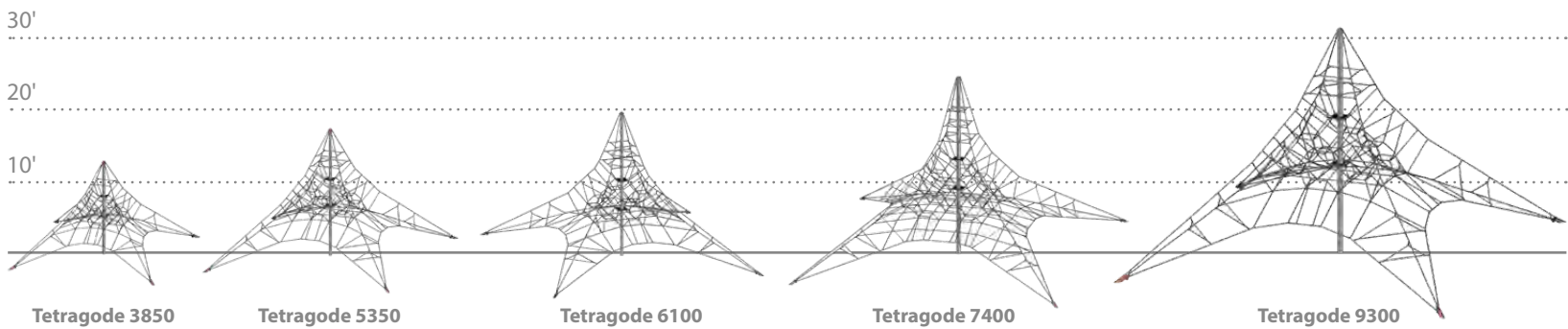
Potsdam,  
Germany







# Polygodes Tetragodes



Classic look through four-way tensioning

With different heights providing an exciting challenge for all climbers big and small

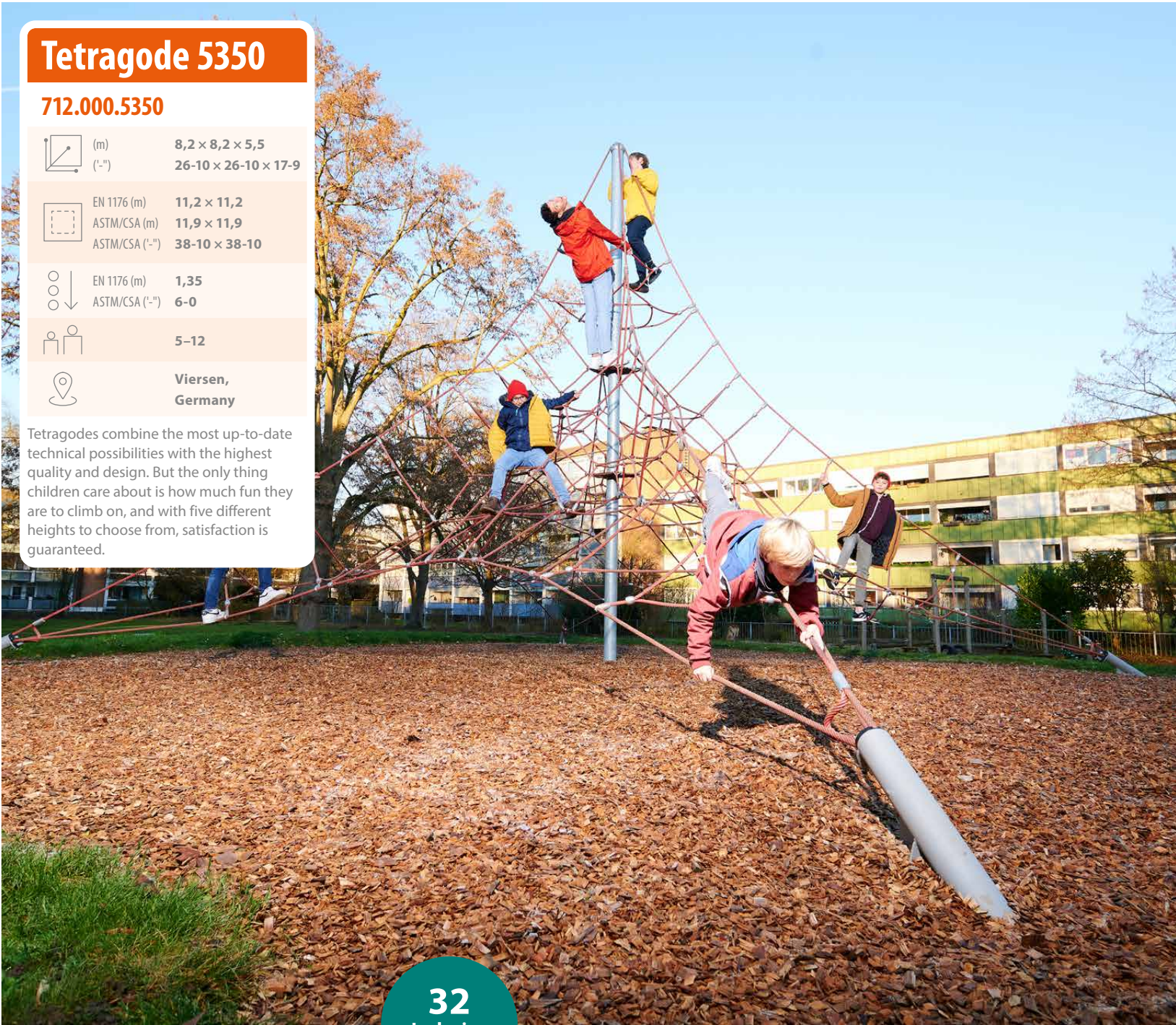
Six-strand steel cable with polyester-covered outer strands and sheathed steel core for perfect appearance and maximum durability

Protected tensioning technology in the foundation tube for simple assembly and maintenance

Low maintenance and replacement of individual rope sections due to the Cloverleaf Ring

Direct connection of different rope diameters with the innovative and vandal-proof T-Connector





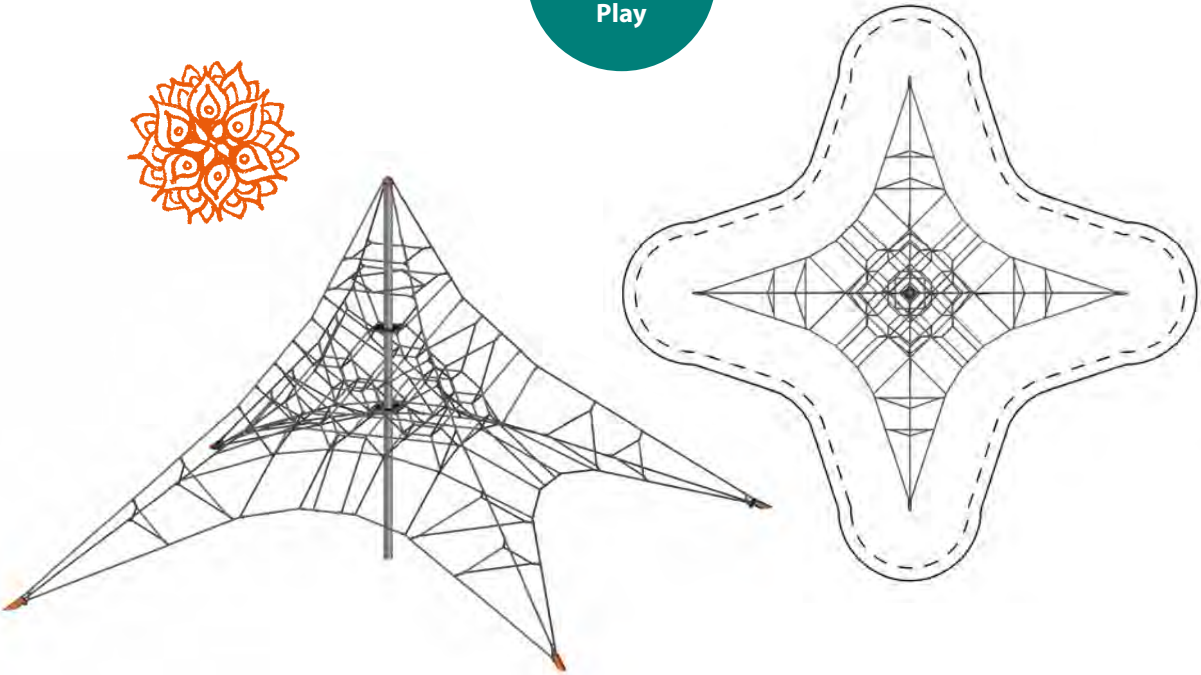
### Tetragode 5350

712.000.5350

	(m) 8,2 × 8,2 × 5,5 ('-") 26-10 × 26-10 × 17-9
	EN 1176 (m) 11,2 × 11,2 ASTM/CSA (m) 11,9 × 11,9 ASTM/CSA ('-") 38-10 × 38-10
	EN 1176 (m) 1,35 ASTM/CSA ('-") 6-0
	5-12
	Viersen, Germany

Tetragodes combine the most up-to-date technical possibilities with the highest quality and design. But the only thing children care about is how much fun they are to climb on, and with five different heights to choose from, satisfaction is guaranteed.

32  
Inclusive  
Play



### Tetragode 9300

712.000.9300

	(m) 15,3 × 15,3 × 9,4 ('-") 49-11 × 49-11 × 30-10
	EN 1176 (m) 18,3 × 18,3 ASTM/CSA (m) 18,9 × 18,9 ASTM/CSA ('-") 62-0 × 62-0
	EN 1176 (m) 2,4 ASTM/CSA ('-") 7-11
	5-12

### Tetragode 7400

712.000.7400

	(m) 11,2 × 11,2 × 7,5 ('-") 36-8 × 36-8 × 24-7
	EN 1176 (m) 14,2 × 14,2 ASTM/CSA (m) 14,9 × 14,9 ASTM/CSA ('-") 48-8 × 48-8
	EN 1176 (m) 2,14 ASTM/CSA ('-") 7-1
	5-12
	Lembruch, Germany



### Tetragode 6100

712.000.6100

	(m) 9,2 × 9,2 × 6,2 ('-") 30-1 × 30-1 × 20-3
	EN 1176 (m) 12,2 × 12,2 ASTM/CSA (m) 12,9 × 12,9 ASTM/CSA ('-") 42-2 × 42-2
	EN 1176 (m) 2,0 ASTM/CSA ('-") 6-7
	5-12
	Gladbeck, Germany



### Tetragode 3850

712.000.3850

	(m) 6,2 × 6,2 × 4,0 ('-") 20-3 × 20-3 × 12-10
	EN 1176 (m) 9,2 × 9,2 ASTM/CSA (m) 9,9 × 9,9 ASTM/CSA ('-") 32-4 × 32-4
	EN 1176 (m) 1,0 ASTM/CSA ('-") 6-0
	5-12










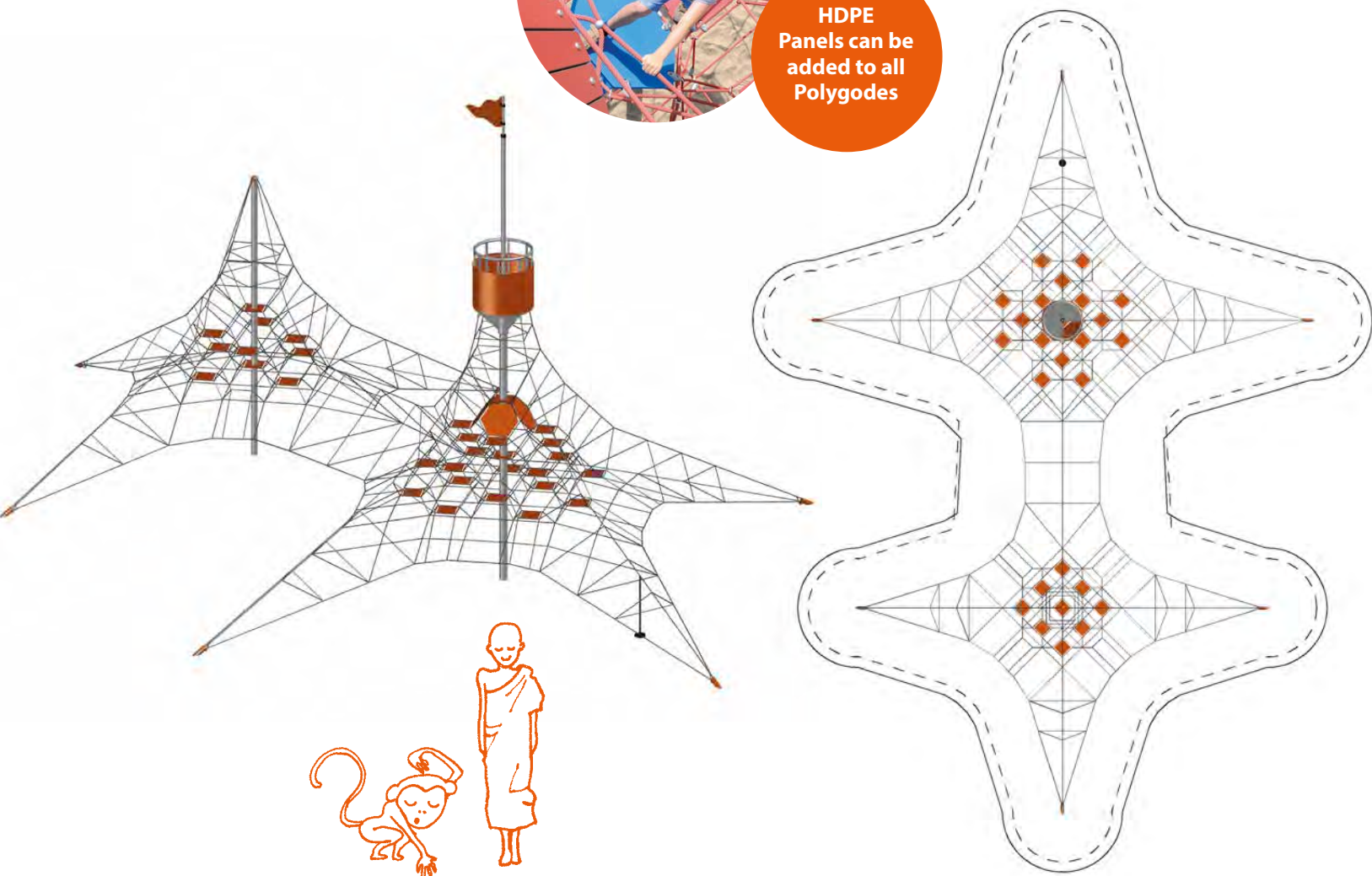


### Tetragode 7461.03

712.000.7461.003





 <div> (m)  (ft) </div>	15,8 × 23,4 × 10,7 76-8 × 51-9 × 35-1
 <div> EN 1176 (m)  ASTM/CSA (m)  ASTM/CSA (ft) </div>	18,8 × 26,4 19,5 × 27,0 63-9 × 88-8
 <div> EN 1176 (m)  ASTM/CSA (ft) </div>	2,14 7-1
	5-12
	Büsum, Germany

Our central mast play structures can be directly interconnected in one of our Tetragode combinations. Take for example this special Tetragode. One anchor point on each Tetragode is replaced by a rope crossover section that joins it to the neighboring mast structure. Four masts can be combined in this manner, creating a unique playscape complete with rubber membranes which children can't resist jumping up and down or relaxing on.



### Tetragode 3852

712.000.3852





 <div> (m)  (ft) </div>	8,7 × 13,6 × 4,0 28-7 × 44-7 × 12-10
 <div> EN 1176 (m)  ASTM/CSA (m)  ASTM/CSA (ft) </div>	16,6 × 11,7 12,4 × 17,3 40-7 × 56-7
 <div> EN 1176 (m)  ASTM/CSA (ft) </div>	1,21 6-0
	5-12

HDPE Panels can be added to all Polygodes



### Tetragode 3854





712.000.3854

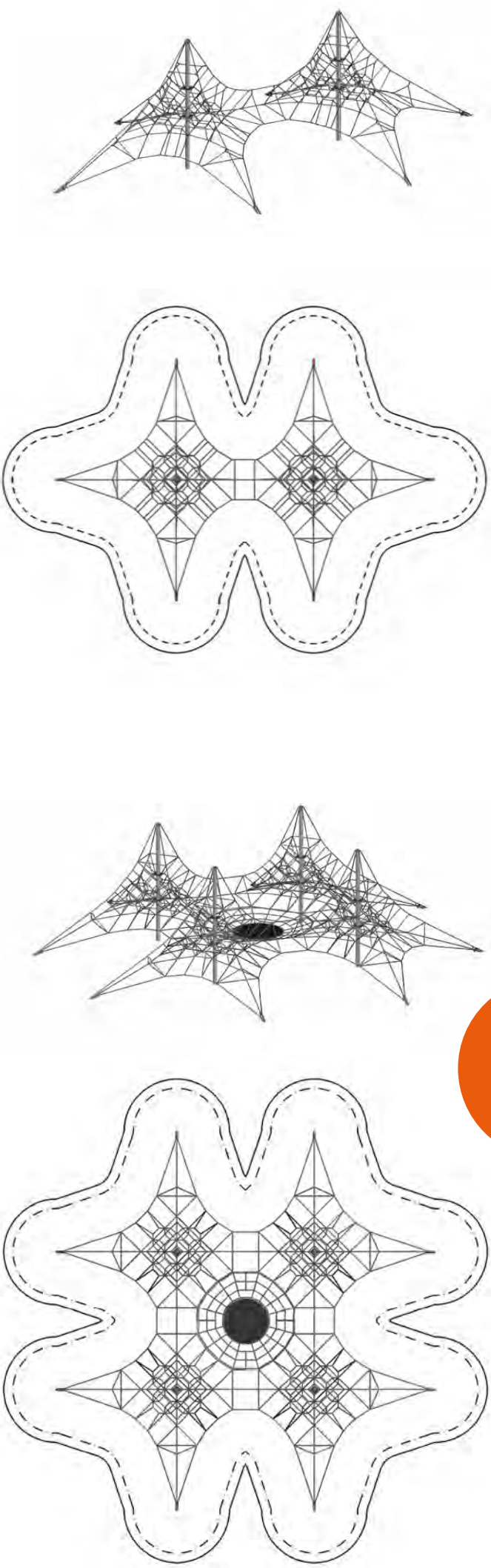
 <div> (m)  (ft) </div>	13,6 × 13,6 × 4,0 44-7 × 44-7 × 12-11
 <div> EN 1176 (m)  ASTM/CSA (m)  ASTM/CSA (ft) </div>	16,6 × 16,6 17,3 × 17,3 56-8 × 56-8
 <div> EN 1176 (m)  ASTM/CSA (ft) </div>	1,21 6-0
	5-12



### Tetragode 3855





712.000.3855

 <div> (m)  (ft) </div>	8,7 × 13,6 × 4,0 28-7 × 44-7 × 12-10
 <div> EN 1176 (m)  ASTM/CSA (m)  ASTM/CSA (ft) </div>	16,6 × 11,7 12,4 × 17,3 40-7 × 56-7
 <div> EN 1176 (m)  ASTM/CSA (ft) </div>	1,21 6-0
	5-12



### Tetragode 3856





712.000.3856

 <div> (m)  (ft) </div>	8,7 × 13,6 × 4,0 28-7 × 44-7 × 12-10
 <div> EN 1176 (m)  ASTM/CSA (m)  ASTM/CSA (ft) </div>	16,6 × 11,7 12,4 × 17,3 40-7 × 56-7
 <div> EN 1176 (m)  ASTM/CSA (ft) </div>	1,21 6-0
	5-12

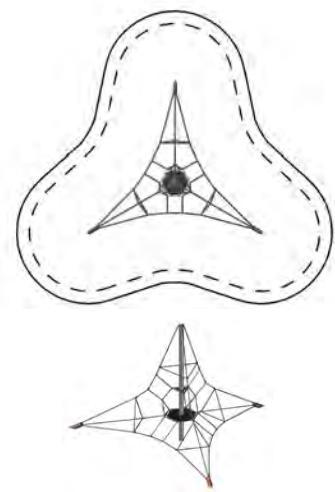


Trigode 2901

712.000.2901






	(m) 4,7 × 4,1 × 3,0 (ft-in) 13-4 × 15-5 × 9-10
	EN 1176 (m) 7,7 × 7,1 ASTM/CSA (m) 8,4 × 7,8 ASTM/CSA (ft-in) 27-5 × 25-4
	EN 1176 (m) 1,7 ASTM/CSA (ft-in) 6-0
	2-12

With its three anchor points, the single-model Trigode provides an introduction to the exciting sensory world of spatial nets.

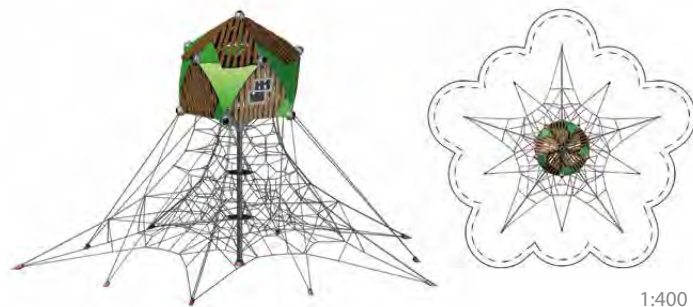



PentaBoo M

91.200.022

	(m) 10,5 × 10,0 × 6,2 (ft-in) 34-4 × 32-8 × 20-4
	EN 1176 (m) 13,0 × 13,5 ASTM/CSA (m) 13,7 × 14,2 ASTM/CSA (ft-in) 44-9 × 46-5
	EN 1176 (m) 0,92 ASTM/CSA (ft-in) 6-0
	5-12
	Elk Grove, USA

The center mast unit topped by the large playhouse impresses with its spatial net and transparency. Our playhouses can be combined with our Polygodes.



1:400

32  
Inclusive  
Play

93  
Greenville  
Product

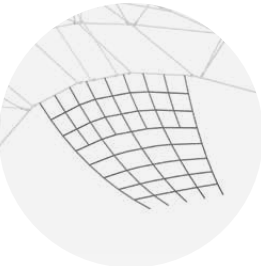


87  
Add a  
Greenville  
Playhouse



Add-on Components for Polygodes

Our add-ons offer more variety within the climbing landscape. Both HDPE panels and rubber membranes can be incorporated, creating either steps or refuge areas within the otherwise see-through structures. Spaces where children can lie down can be created by use of flexible rubber membranes, which then sway gently whenever other children are climbing nearby. This transforms the play area into an inclusive space – for example, by helping children with mobility impairment to take part in the play experience. A few examples of our add-on components can be seen here.



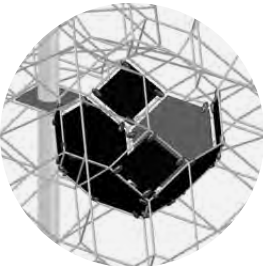
Access Net



Flag



Greenville House



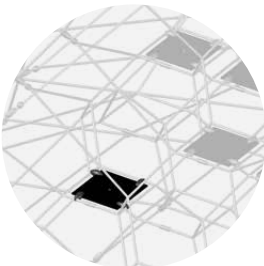
Rubber Nest




Rubber Seat



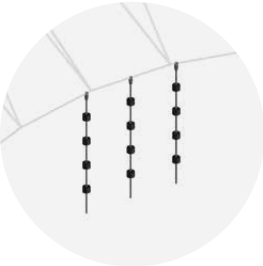
Rubber Sleeve



Rubber Mats



HDPE Panels



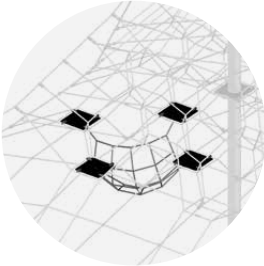
Climbing Rope



Crow's Nest



Crow's Nest with Flag



Net Sack



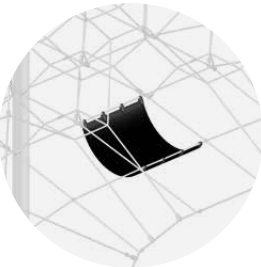
Pendulum Seat



Slide



Sling Bridge



Rubber Sling Seat



Slackline



Twisted Net

The Configuration of the Add-on Components can vary depending on the Product and the Customer's Request.








# Terranos & Terranova

Our range of climbing components can turn any space into a netscape and low rope course.







# Basics

## Terranos & Terranova

The Terranos & Terranova low rope course elements offer children and young people plenty of space to climb, swing and dangle, but also to chat and relax. Thanks to individual planning, any area can be transformed into a net landscape. Whether it's an open, flat area, e.g. a school playground, or an uneven forest playground on a slope with trees, there is always room for climbing and dangling. An infinite number of climbing elements, consisting of ropes attached close to the ground, allow climbing and balancing fun for children with different abilities.

While Terranos offers play fun with straight posts in a classic design, Terranova strives for organic design language with curved posts. With its Frox and Chrox connections, the Terranos-Clamp makes it possible to connect different rope elements to straight and curved posts in a number of different ways. The essence of a real netscape, however, is of course the nets themselves. A multitude of different surface net shapes, Bridges and Tunnels can be inserted into the Terranos & Terranova system. Matching railing ropes and nets are also available to ensure a secure hold. This creates natural and individual play landscapes with a high play value.



### Inspiration for your individual Terranos & Terranova installation:

It's not only the wide range of colors for posts and clamps that allows you to design your installation according to your wishes. Thanks to our own milling machine, we can create an individually themed world with two-color HDPE panels. What would you like for your installation? Perhaps an urban jungle or the mascot of your sports club?

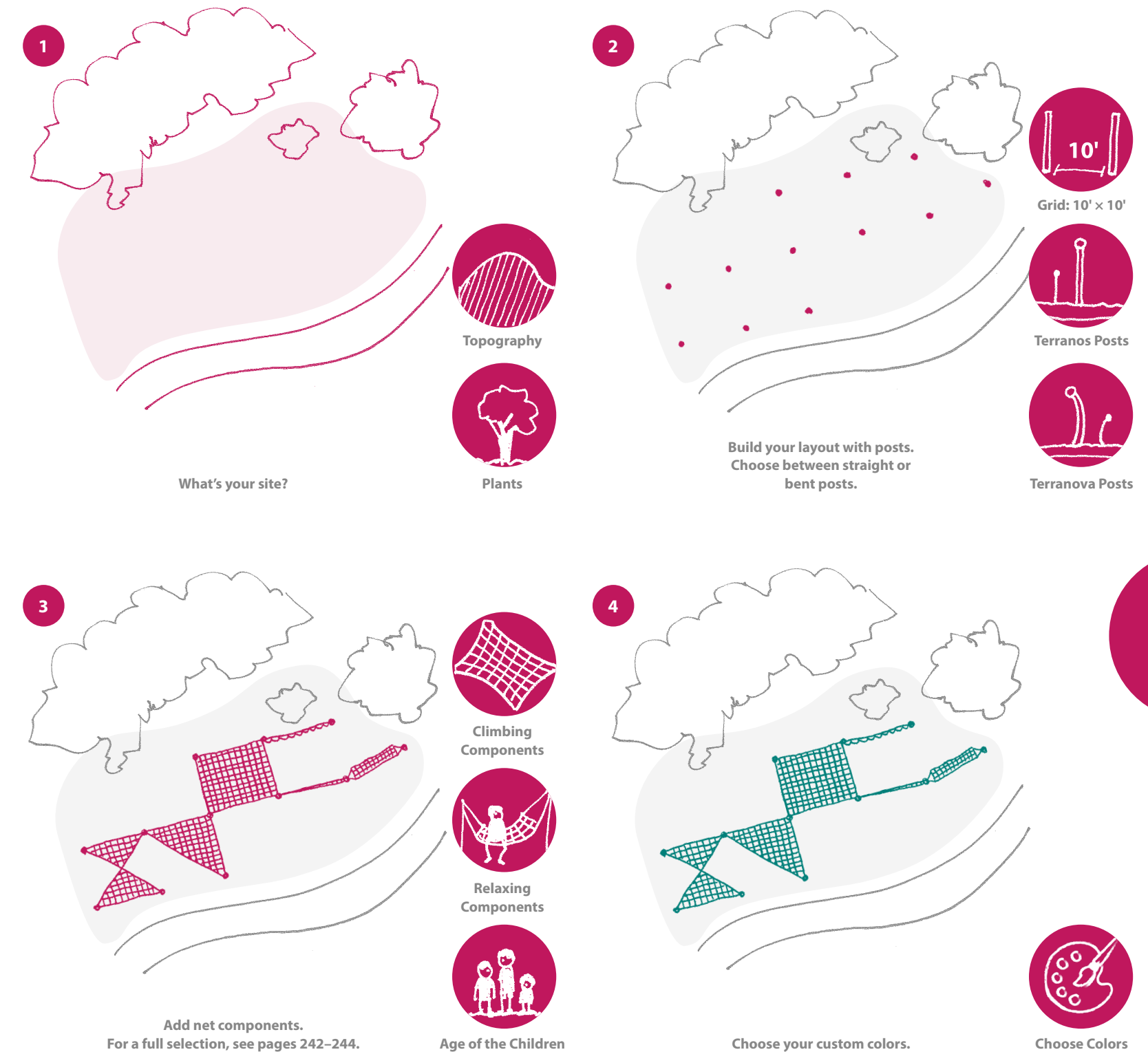






# Design your own Terranos & Terranova Structure

In four simple steps, we will show you how you can create your own climbing landscape with our low rope course elements.





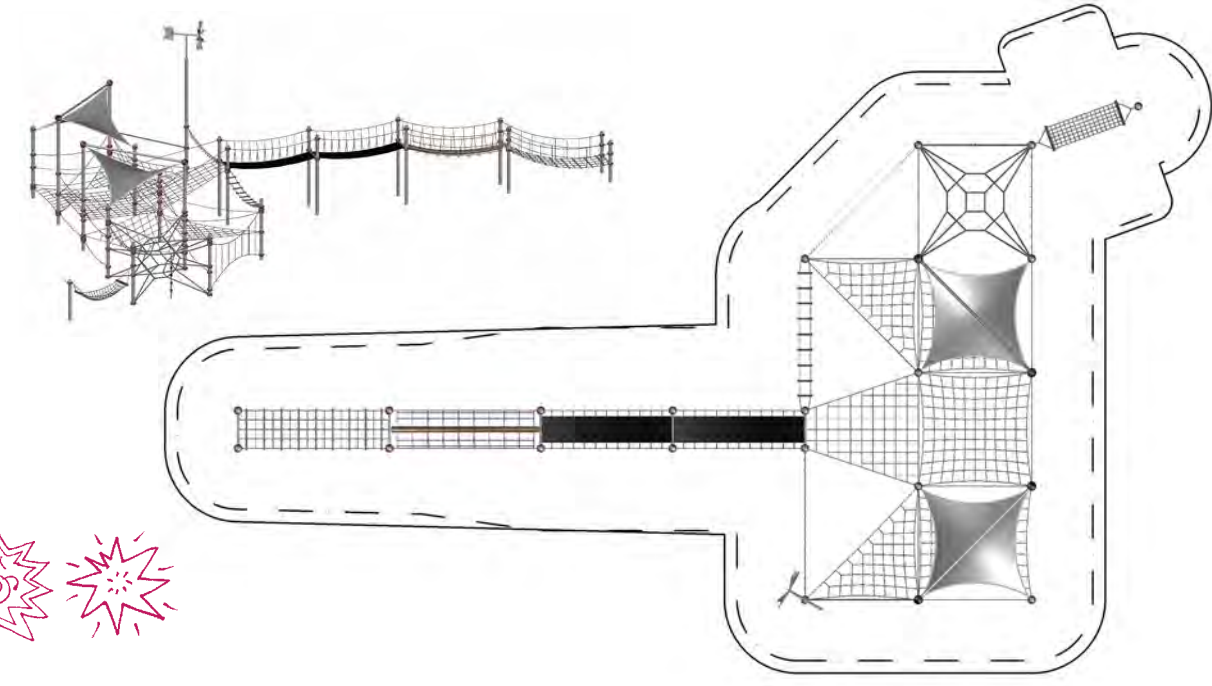


**32**  
Inclusive  
Play

# Terrano.3294

95.173.294

	(m) (")	13,4 x 24,1 x 6,4 43-9 x 78-11 x 20-10
	EN 1176 (m) ASTM/CSA (m) ASTM/CSA ("")	17,2 x 27,1 17,7 x 27,7 57-10 x 90-11
	EN 1176 (m) ASTM/CSA ("")	2,2 7-3
		5-12
		Budapest, Hungary



Adventurers can climb across the shaky Bridges to the spatial net to lie down in the planar nets, relax under the sun sails or continue to improve their dangling, climbing and balancing skills.



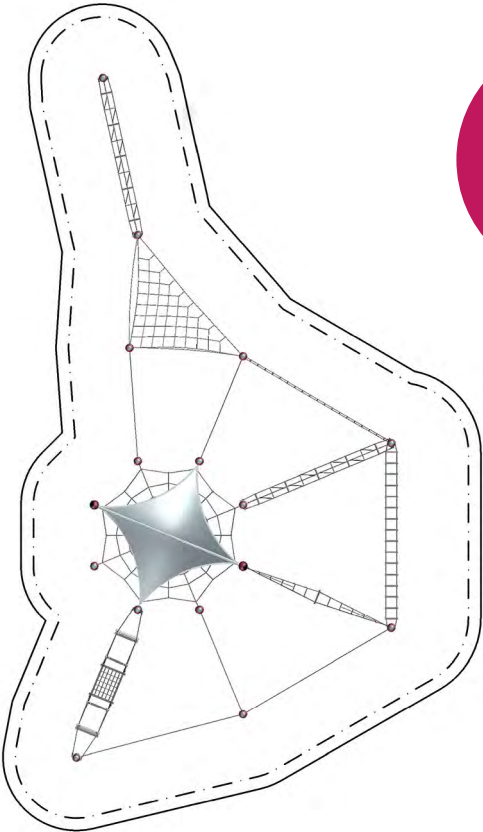
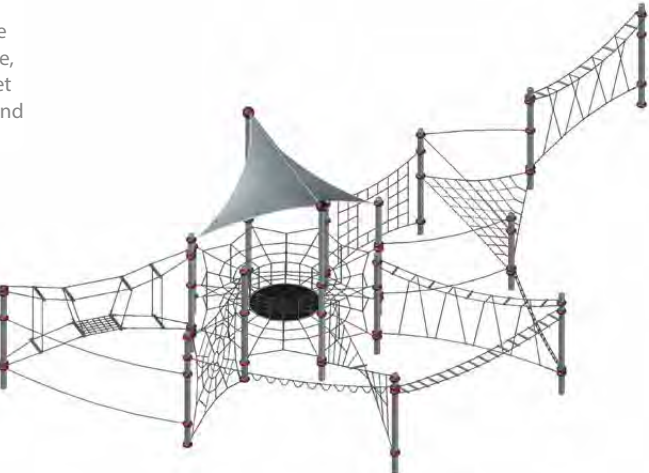
# Terrano.3295

95.1733.95

	(m) (")	8,6 x 18,2 x 4,4 28-3 x 59-9 x 14-3
	EN 1176 (m) ASTM/CSA (m) ASTM/CSA ("")	12,0 x 21,2 12,7 x 21,9 41,5 x 71-9
	EN 1176 (m) ASTM/CSA ("")	2,1 6-8
		5-12
		Budapest, Hungary



All roads lead to the Octagon! And once you've really let off steam on the low rope course elements of Spider's Web, Slackline, Floating Carpet and much more, just meet up with your friends in the Star Climber and enjoy this perfect hang out spot!





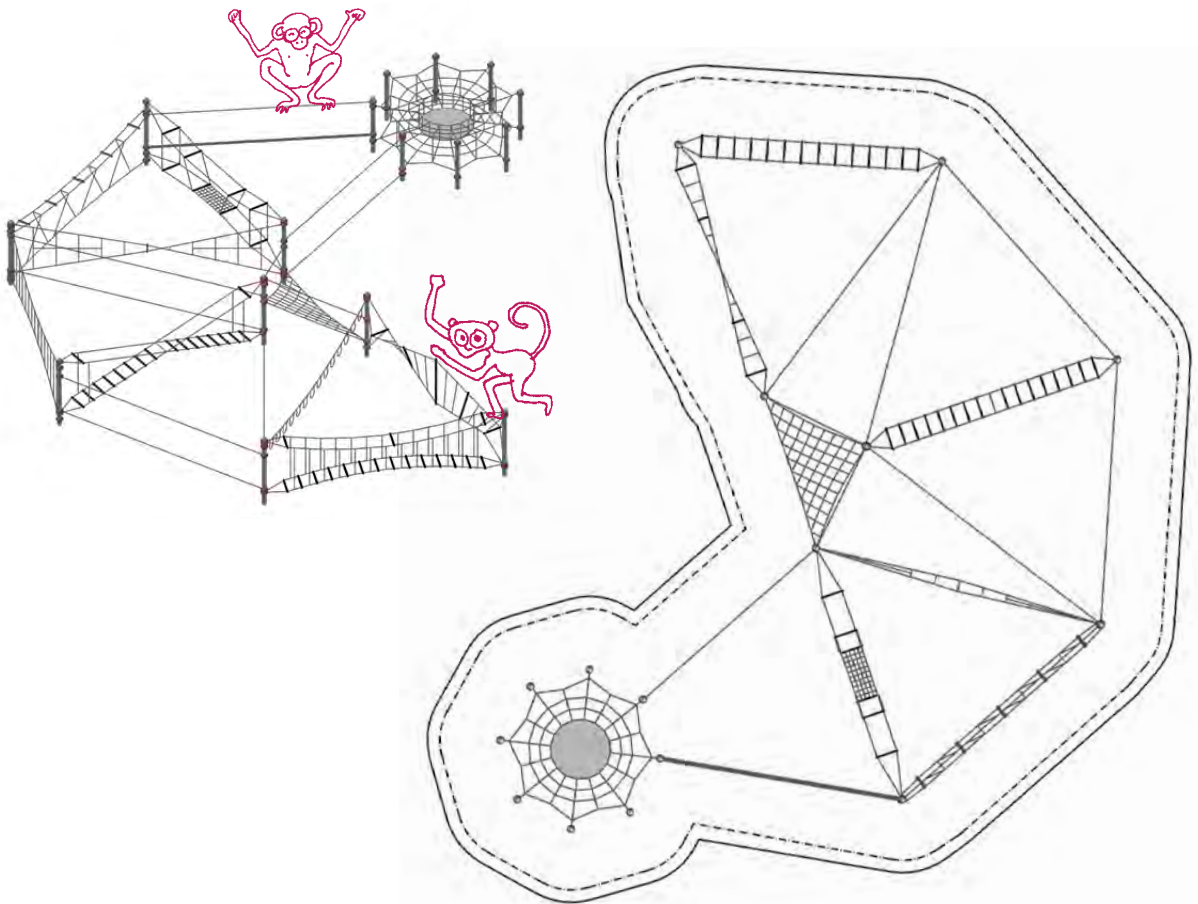


**193**  
Terranos Products  
are also available  
with curved Steel  
Posts.

## Terrano.1728

95.171.728

	(m) (")	19,9 × 17,4 × 2,4 65-4 × 57-2 × 7-11
	EN 1176 (m) ASTM/CSA (m) ASTM/CSA (")	20,4 × 21,1 21 × 21,8 68-11 × 71-4
	EN 1176 (m) ASTM/CSA (")	1,7 6-0
		5-12
		Berlin, Germany



This extensive Terranos structure was inspired by the concept of ropes courses. No need to wear a harness here, but there is still plenty that needs to be mastered. This is no children's birthday party; this is a challenge for the action seeking adolescent.


## Terrano.1250

95.171.250

	(m) (")	13,8 × 12,7 × 5,0 45-1 × 41-6 × 16-2
	EN 1176 (m) ASTM/CSA (m) ASTM/CSA (")	16,8 × 15,6 17,2 × 16,2 56-6 × 52-4
	EN 1176 (m) ASTM/CSA (")	1,7 6-0
		5-12
		Berlin, Germany

150

This attractive netscape in the north of Berlin is a real novelty, because for the first time this type of structure features the elements Shade as well as the long Ladder consisting of the Sculptura system.

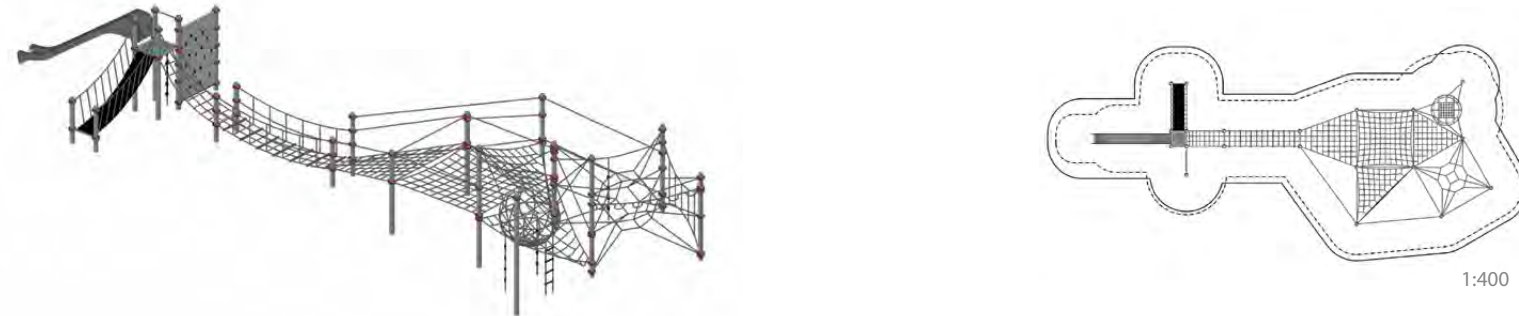


## Terrano.2059

95.172.059

	(m) (")	7,7 × 21,1 × 3,5 25-4 × 69-3 × 11-6
	EN 1176 (m) ASTM/CSA (m) ASTM/CSA (")	10,7 × 24,6 11,4 × 25,4 37-4 × 83-3
	EN 1176 (m) ASTM/CSA (")	2,5 8-2
		5-12
		Hückelhoven, Germany

This combination has it all: Slide, Climbing Wall, planar nets, and a Space Cell.





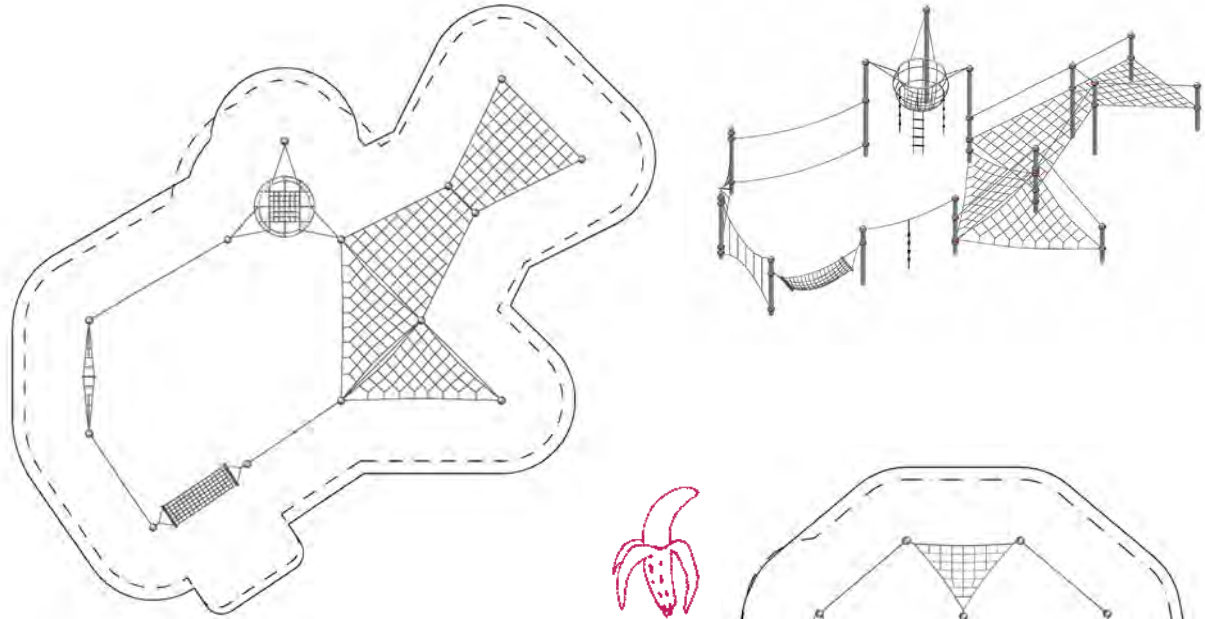


## Terrano.2696

95.172.696

	(m) ('")	12,1 × 13,4 × 3,5 39-7 × 43-10 × 11-6
	EN 1176 (m) ASTM/CSA (m) ASTM/CSA ('")	15,6 × 16,4 16,1 × 17,0 52-9 × 55-10
	EN 1176 (m) ASTM/CSA ('")	2,5 8-2
		5-12
		Rauderfehn, Germany

This structure offers a circuit for climbing, so nobody needs to touch the ground. There is plenty of space and a Wasp's Nest to take a break in.



## Terrano.1895

95.171.895

	(m) ('")	8,8 × 8,9 × 2,1 28-7 × 29-2 × 6-11
	EN 1176 (m) ASTM/CSA (m) ASTM/CSA ('")	11,8 × 12,5 12,4 × 12,6 40-7 × 41-1
	EN 1176 (m) ASTM/CSA ('")	2,0 6-7
		5-12

This combination in a circular arrangement is offering a lot: three Hand-over-Hand Rope Loops, a Net Wall, a Climbing Rope, two horizontal bars, a flat net, a Hand-over-Hand Ladder, a Swinging Rope, and a Balancing Cable. Balancing and climbing skills are improved readily and fun is guaranteed.



32  
Inclusive  
Play

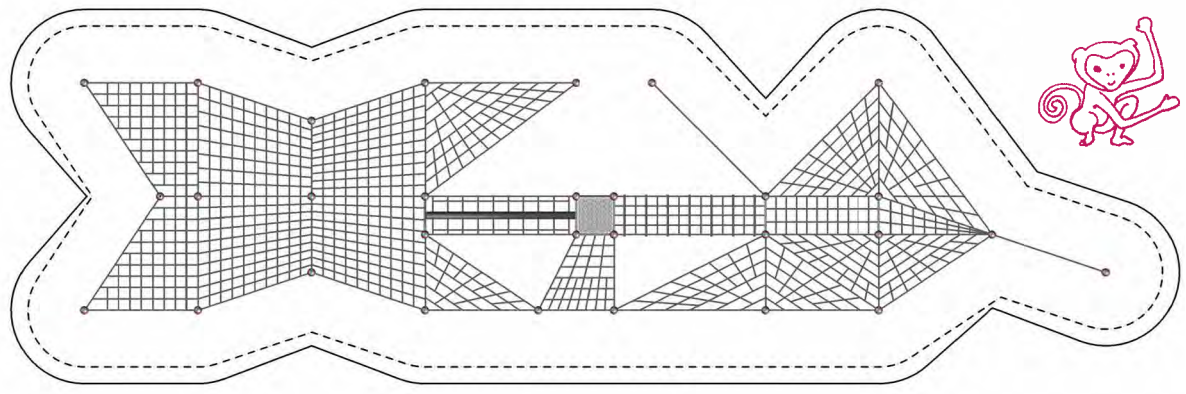



## Terrano.1893

95.171.893

	(m) ('")	27,2 × 6,2 × 2,5 89-4 × 20-6 × 8-3
	EN 1176 (m) ASTM/CSA (m) ASTM/CSA ('")	30,0 × 9,0 30,9 × 9,9 101-4 × 32-5
	EN 1176 (m) ASTM/CSA ('")	1,7 5-7
		5-12
		Sydney, Australia

The stunning diversity of play components aside, this structure amazes with its adaptation to the complex landscaping underneath for a peaceful symbiosis with its surroundings. Nature play at its best.




## Terrano.2474

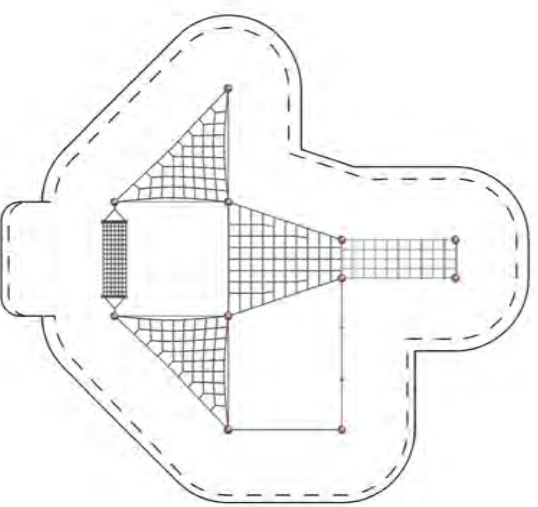
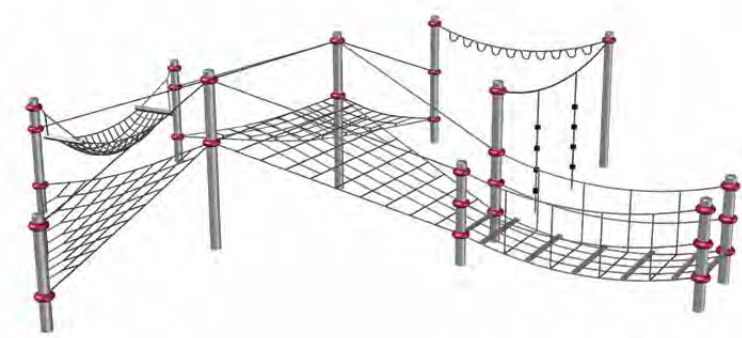
95.172.474

	(m) ('")	9,2 × 9,5 × 2,3 30-3 × 31-0 × 7-7
	EN 1176 (m) ASTM/CSA (m) ASTM/CSA ('")	12,4 × 13,4 12,9 × 14,0 42-2 × 45-9
	EN 1176 (m) ASTM/CSA ('")	1,7 5-7
		5-12
		Neuffen, Germany

Triangular nets, a Trapeze Net, a Bridge, a Hammock, two Climbing Ropes, and a Loop Rope offer a unique mix of different challenges and inclines.








32  
Inclusive  
Play

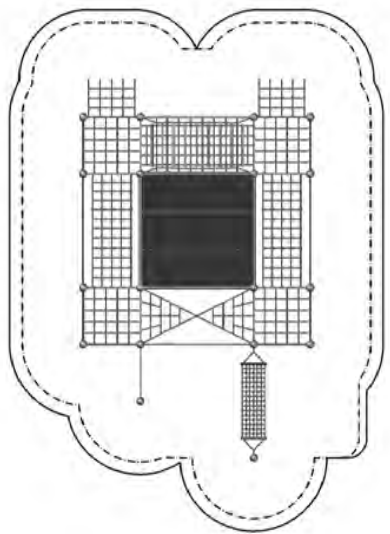
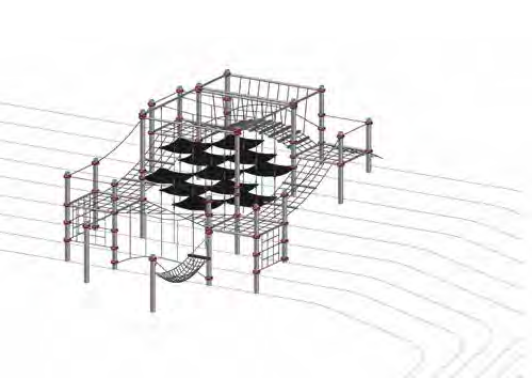









Terrano.1970

	(m) 6,3 × 10,2 × 3,2 (") 20-5 × 33-3 × 10-6
	EN 1176 (m) 9,2 × 13,1 ASTM/CSA (m) 13,8 × 9,9 ASTM/CSA ("") 32-5 × 45-3
	EN 1176 (m) 1,8 ASTM/CSA ("") 5-11
	5-12
	Copenhagen, Denmark

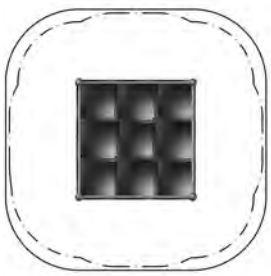
Like the world's best outdoor gym, this composite structure is going to ensure an unparalleled workout. Vertical and horizontal nets, rubber steps, chin-up bars, balancing components and other special features will improve strength, agility, and stamina. And if that's still not enough, the built-in slope will take care of the rest. With this structure, physical health has been made a priority.



Chessboard Cube.01

	(m) 3,3 × 3,3 × 3,3 (") 10-7 × 10-7 × 10-7
	EN 1176 (m) 6,7 × 6,7 ASTM/CSA (m) 6,9 × 6,9 ASTM/CSA ("") 22-7 × 22-7
	EN 1176 (m) 1,89 ASTM/CSA ("") 6-3
	5-12
	Berlin, Germany

Racing across the rubber mats with friends takes a lot of energy, but is also tons of fun.



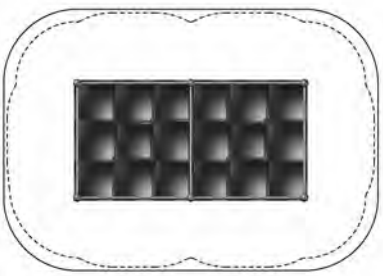
Chessboard Cube.02

	(m) 3,2 × 6,2 × 3,2 (") 10-7 × 20-5 × 10-7
	EN 1176 (m) 6,7 × 9,7 ASTM/CSA (m) 6,9 × 9,9 ASTM/CSA ("") 22-7 × 32-5
	EN 1176 (m) 1,89 ASTM/CSA ("") 6-3
	5-12
	Budapest, Hungary

Here you can really let off steam! The rubber membranes react to the movement of the others and encourage you to join in. But this is also a good place to relax.







32  
Inclusive  
Play



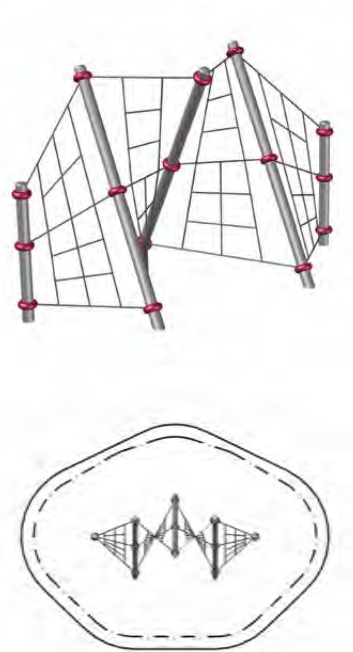


# Sculptura.01

95.180.010






	(m) 4,5 × 2,3 × 2,8 (") 14-8 × 7-6 × 8-11
	EN 1176 (m) 5,3 × 7,5 ASTM/CSA (m) 6,0 × 8,2 ASTM/CSA ("") 19-6 × 26-8
	EN 1176 (m) 1,99 ASTM/CSA ("") 6-7
	5-12

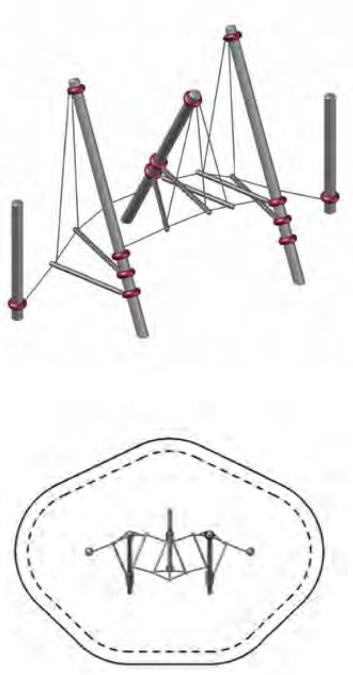
Sculptura is the sloping addition to the otherwise straight Terranos range. A Sculptura always consists of three sloping Terranos posts. The center post always slopes in the opposite direction to the other two outer posts. Sculptura is finished with a straight Terranos post to each side.



# Sculptura.02



95.180.020

	(m) 4,5 × 2,3 × 2,8 (") 14-8 × 7-6 × 8-11
	EN 1176 (m) 5,3 × 7,5 ASTM/CSA (m) 6,0 × 8,2 ASTM/CSA ("") 19-6 × 26-8
	EN 1176 (m) 1,24 ASTM/CSA ("") 4-1
	5-12
	Berlin, Germany



# Sculptura.03





95.180.030

	(m) 4,5 × 2,3 × 2,8 (") 14-8 × 7-6 × 8-11
	EN 1176 (m) 5,3 × 7,5 ASTM/CSA (m) 6,0 × 8,2 ASTM/CSA ("") 19-6 × 26-8
	EN 1176 (m) 0,91 ASTM/CSA ("") 3-0
	5-12
	Copenhagen, Denmark

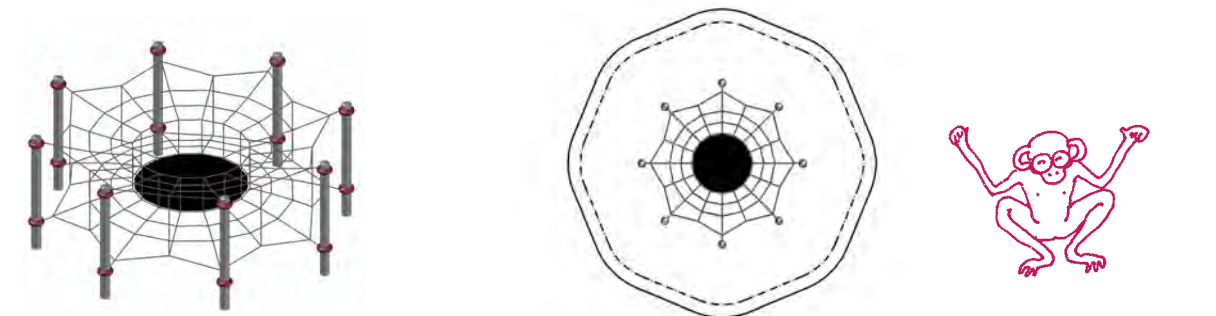


# Octagon Star Climber

95.171.684




	(m) 4,5 × 4,5 × 1,7 (") 14-8 × 14-8 × 5-7
	EN 1176 (m) 7,5 × 7,5 ASTM/CSA (m) 8,2 × 8,2 ASTM/CSA ("") 26-8 × 26-8
	EN 1176 (m) 1,6 ASTM/CSA ("") 6-0
	5-12

This net play structure looks quite like a futuristic space ship. The play structure combines climbing fun on the outer ropes and relaxing on the rubber membrane in the middle of the unit.

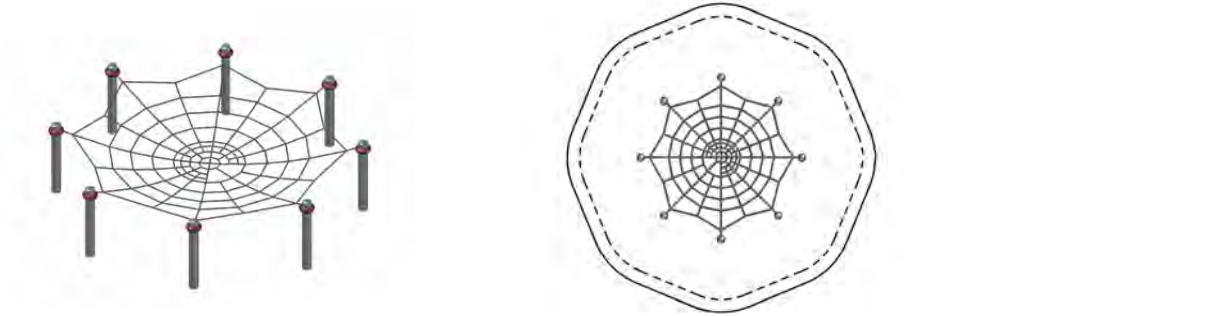


# Terrano.658

95.170.658






	(m) 4,5 × 4,5 × 1,1 (") 14-7 × 14-7 × 3-8
	EN 1176 (m) 7,5 × 7,5 ASTM/CSA (m) 8,1 × 8,1 ASTM/CSA ("") 26-7 × 26-7
	EN 1176 (m) 1,1 ASTM/CSA ("") 3-8
	2-12
	Berlin, Germany

The Spider Net is the ideal spot to play and to chat together.

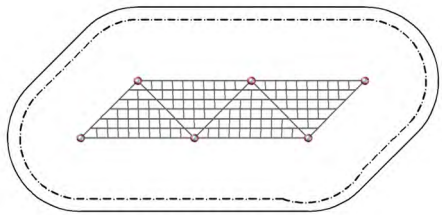










Terrano.1726

95.171.726	
 (m) (")	7,7 × 1,7 × 2,4 5-8 × 25-4 × 7-10
 EN 1176 (m) ASTM/CSA (m) ASTM/CSA (")	10,7 × 4,9 11,4 × 5,4 37-4 × 17-8
 EN 1176 (m) ASTM/CSA (")	1,7 5-7
	5-12
	Hannover, Germany

The shakiness of two-dimensional nets and ropes promotes the development of psychomotor skills. But primarily, it ensures a fun time and helps in making friends along the way.



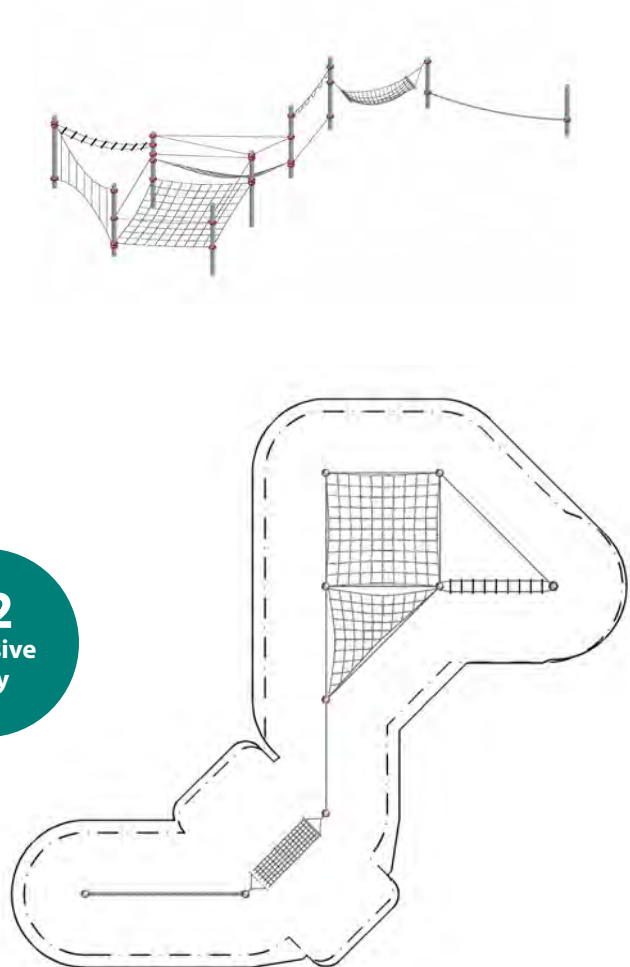
Terrano.2477

95.172.477	
 (m) (")	11,4 × 12,6 × 2,4 41-4 × 37-3 × 7-11
 EN 1176 (m) ASTM/CSA (m) ASTM/CSA (")	15,6 × 14,4 16,3 × 15,0 53-4 × 49-3
 EN 1176 (m) ASTM/CSA (")	2,0 6-7
	5-12
	Braunschweig, Germany



44

32  
Inclusive  
Play



Copenhagen, Denmark



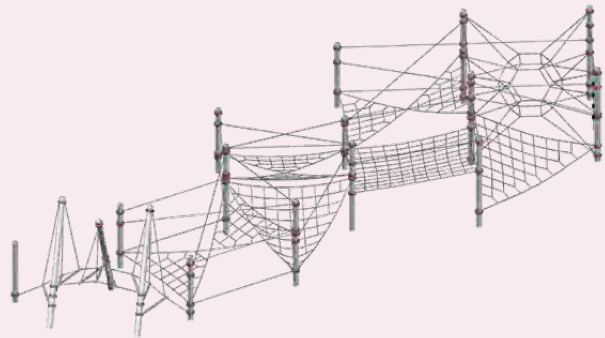
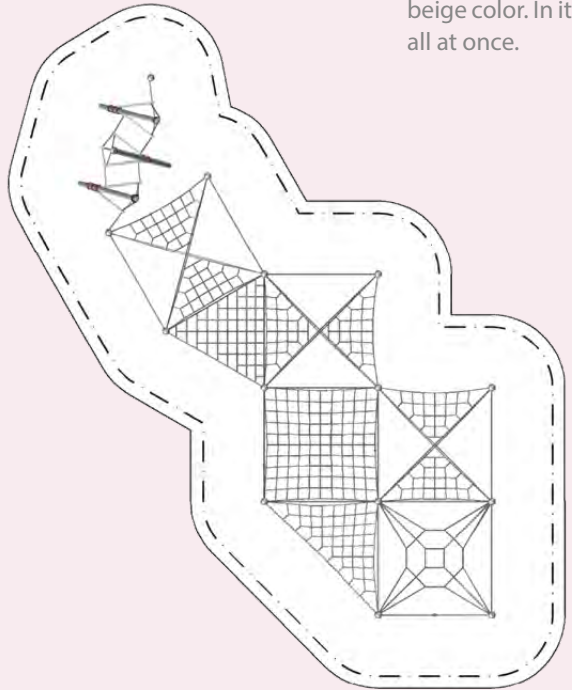
New School in  
Sydhavnen

In Copenhagen's modern Sydhavnen district, under the project management of the Copenhagen-based architecture company, JJW Architekter, new school grounds were built on an area of over 33,000 square feet – Sydhavnsskolen. The whole building is arranged in tiers on five levels. Each level has its own spacious area outside which can be accessed using spacious steps outside the building. The different play facilities and the climbing units on the individual levels are the core element of the areas outside.





The architects opted for a diverse netscape from the Terranos range. On levels 0, 1 and 2, playgrounds were created on areas of space measuring from 200 to 525 square feet, which challenge pupils close to the ground or up to a height of almost 10 feet. The mix of straight and beveled posts gives the unit on level 2 a dynamic look, which revives the urban motto of the construction project. For the play equipment on the school grounds, 63 posts were built. The ground of the Sydhaven project required a special installation, since it forms both the roof of the classrooms and the corridors.

Therefore, it wasn't possible to use thick concrete blocks. This referred to a special customer oriented anchoring process. The posts were welded onto large steel plates and strengthened with gussets. These plates are firmly fixed on to the concrete surface with the help of shear connectors and thread bolts.

The bolts and plates are coated using colored EPDM fall protection material. The color concept of all play and sports equipment is captivating thanks to its consistency and clarity. All posts are coated in a matte white. The ropes between them come in a natural beige color. In its artistic composition, the play equipment conveys a feeling of freedom all at once.



Terrano.1935

95.171.935	
 (m) (")	14,5 × 11,1 × 2,5 36-3 × 47-4 × 8-3
 EN 1176 (m) ASTM/CSA (m) ASTM/CSA (")	14,1 × 17,5 14,7 × 18,1 48-3 × 59-4
 EN 1176 (m) ASTM/CSA (")	1,5 6-0
	5





### Terranova.3

96.180.003

	(m)	19,3 × 18,8 × 5,0
	("-")	63-1 × 61-8 × 16-4

	EN 1176 (m)	22,6 × 22,1
	ASTM/CSA (m)	22,5 × 22,9
	ASTM/CSA ("-")	73-8 × 75-1

	EN 1176 (m)	2,2
	ASTM/CSA ("-")	7-3

	5-12
--	------

	Rainbow Beach, Australia
--	--------------------------

Like an ocean's mighty waves, this extensive water-themed Terranova combination invites young surfers to embrace the challenge. The Sway Bridge, Inverted Ladder, and Crossed Stairway, to name just a few, all offer diverse difficulty levels, ensuring fulfilled play regardless of the ability.



### Terranova.4

96.180.004

	(m)	11,0 × 10,1 × 5,0
	("-")	35-11 × 33-0 × 16-4

	EN 1176 (m)	13,8 × 12,8
	ASTM/CSA (m)	14,6 × 13,8
	ASTM/CSA ("-")	47-11 × 45-0


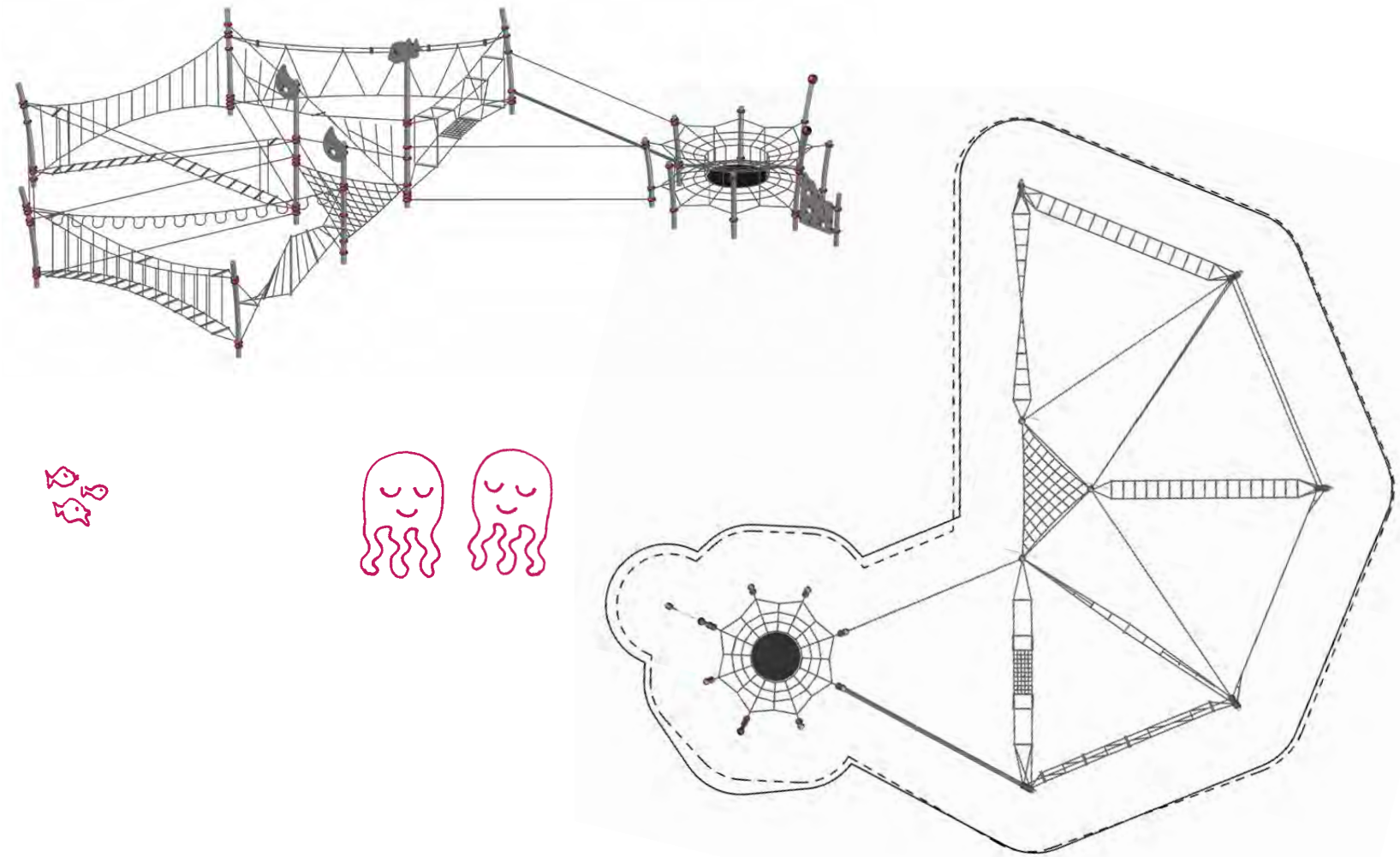
	EN 1176 (m)	2,0
	ASTM/CSA ("-")	6-7

	5-12
--	------

	Québec, Canada
--	----------------

Terranova's close to the ground play events physically challenge users in unexpected ways. The four elements, on the other hand, aim to strike at the heart and mind for the most fulfilled play experience.

32  
Inclusive  
Play







### Terranova.6

**96.180.006**

	(m) 8,0 × 6,9 × 5,0 ('-") 26-1 × 22-6 × 16-4
	EN 1176 (m) 11,0 × 10,1 ASTM/CSA (m) 11,6 × 10,6 ASTM/CSA ('-") 38-1 × 34-6
	EN 1176 (m) 2,0 ASTM/CSA ('-") 6-7
	5-12
	Rainbow Beach, Australia

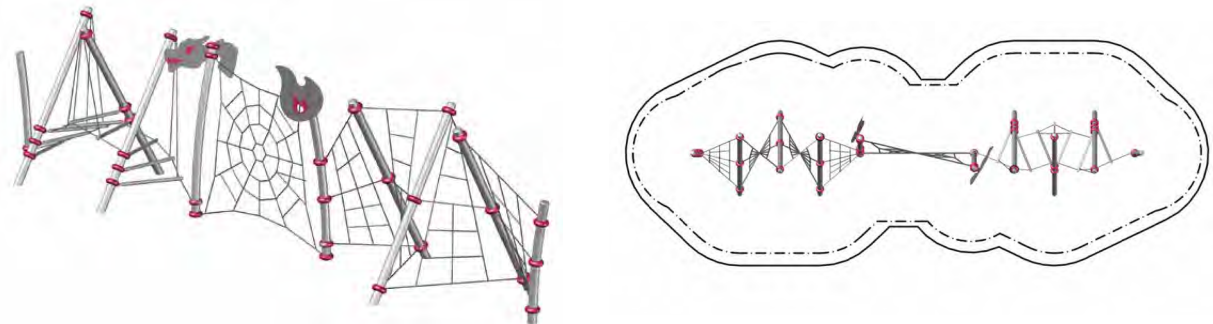

Supervision has never been easier. Lacking visual barriers, Terranova.6 emphasizes safety in a fun play environment.

### Terranova.14

**96.180.014**

	(m) 12,0 × 2,3 × 3,1 ('-") 39-4 × 7-6 × 10-1
	EN 1176 (m) 15,0 × 5,3 ASTM/CSA (m) 15,4 × 6,0 ASTM/CSA ('-") 50-5 × 19-6
	EN 1176 (m) 1,95 ASTM/CSA ('-") 6-5
	5-12
	Hannover, Germany

A balance and agility challenge awaits those who dare to accept it. Sculpura's slanted posts make Terranova.14 a twist to remember.



### Terranova.9

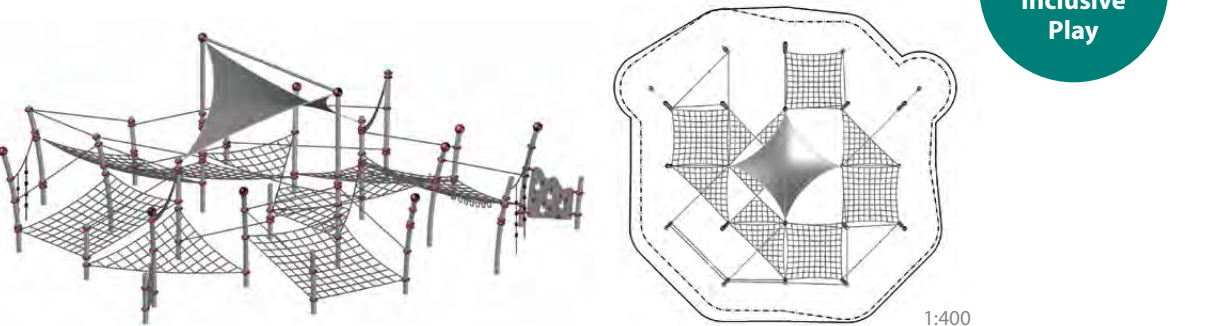
**96.180.009**

	(m) 13,0 × 14,4 × 5,0 ('-") 42-8 × 47-4 × 16-2
	EN 1176 (m) 17,4 × 16,4 ASTM/CSA (m) 18,1 × 16,7 ASTM/CSA ('-") 59-3 × 54-7
	EN 1176 (m) 2,6 ASTM/CSA ('-") 8-7
	5-12
	Canadian School, Singapur

The incorporation of shade into the design, without destroying its lightness and grace, is just one of Terranova's specialties. No need to leave the playground to find a cool spot after a fun workout on overhead components, inclined nets, and balancing courses.








**32**  
Inclusive  
Play

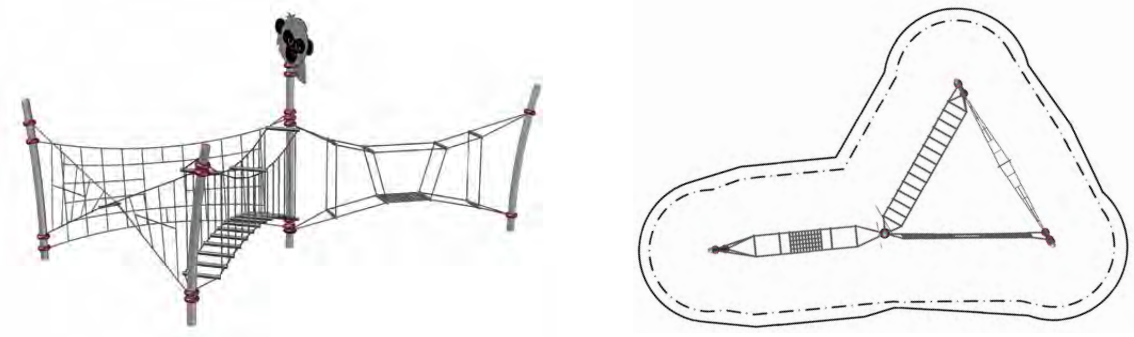









Terranova.141

 <div>(m) (")</div>	<b>8,2 × 5,2 × 4,1</b> <b>26-9 × 17-1 × 13-6</b>
 <div>EN 1176 (m) ASTM/CSA (m) ASTM/CSA ("")</div>	<b>11,2 × 8,3</b> <b>11,8 × 9,0</b> <b>38-9 × 29-5</b>
 <div>EN 1176 (m) ASTM/CSA ("")</div>	<b>1,76</b> <b>5-10</b>
 <div></div>	<b>5-12</b>
 <div></div>	<b>Monheim, Germany</b>

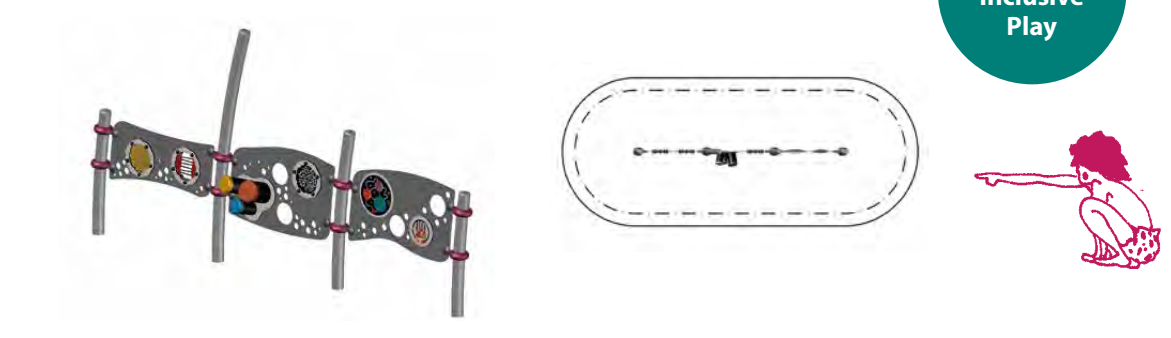
A varied low rope course consisting of different climbing elements like Net Helix, Sway Bridge, Floating Net and Net Passage in a jungle design. The topic-specific motifs made of HDPE are freely selectable.



Terranova.179

 <div>(m) (")</div>	<b>0,3 × 5,7 × 2,7</b> <b>0-9 × 18-9 × 8-11</b>
 <div>EN 1176 (m) ASTM/CSA (m) ASTM/CSA ("")</div>	<b>3,3 × 8,8</b> <b>3,9 × 9,4</b> <b>12-9 × 30-10</b>
 <div>EN 1176 (m) ASTM/CSA ("")</div>	<b>n. a.</b> <b>n. a.</b>
 <div></div>	<b>2-12</b>
 <div></div>	<b>Dortmund, Germany</b>






This play walls can be equipped with a wide range of different play functions that support the visual, motor, and acoustic perception of the children. Of course, they can be used as painting walls, too. Terranova.179 can be driven under by children sitting in wheelchairs and meet the requirements of a barrier-free ground-level component in an elegant way.



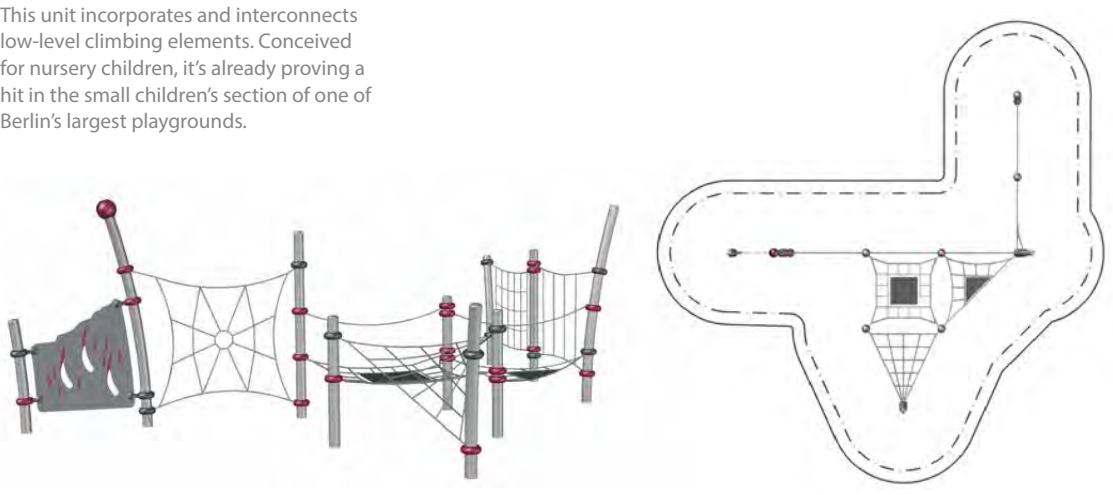
32  
Inclusive  
Play



Terranova.104






 <div>(m) (")</div>	<b>8,6 × 8,2 × 2,9</b> <b>28-0 × 26-9 × 9-6</b>
 <div>EN 1176 (m) ASTM/CSA (m) ASTM/CSA ("")</div>	<b>11,6 × 11,2</b> <b>12,2 × 11,8</b> <b>40-0 × 38-9</b>
 <div>EN 1176 (m) ASTM/CSA ("")</div>	<b>1,23</b> <b>4-1</b>
 <div></div>	<b>2-12</b>
 <div></div>	<b>Berlin, Germany</b>

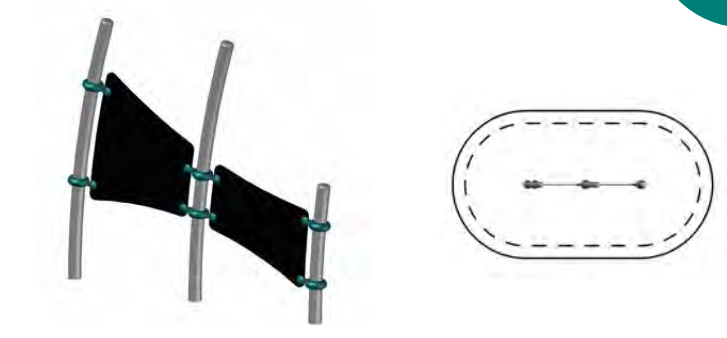
This unit incorporates and interconnects low-level climbing elements. Conceived for nursery children, it's already proving a hit in the small children's section of one of Berlin's largest playgrounds.




54  
Greenville

Terranova.159

 <div>(m) (")</div>	<b>0,3 × 3,3 × 2,7</b> <b>0-9 × 1-9 × 8-11</b>
 <div>EN 1176 (m) ASTM/CSA (m) ASTM/CSA ("")</div>	<b>3,3 × 6,3</b> <b>3,9 × 6,9</b> <b>12-9 × 22-7</b>
 <div>EN 1176 (m) ASTM/CSA ("")</div>	<b>n. a.</b> <b>n. a.</b>
 <div></div>	<b>2-12</b>
 <div></div>	<b>Osnabrück, Germany</b>



32  
Inclusive  
Play







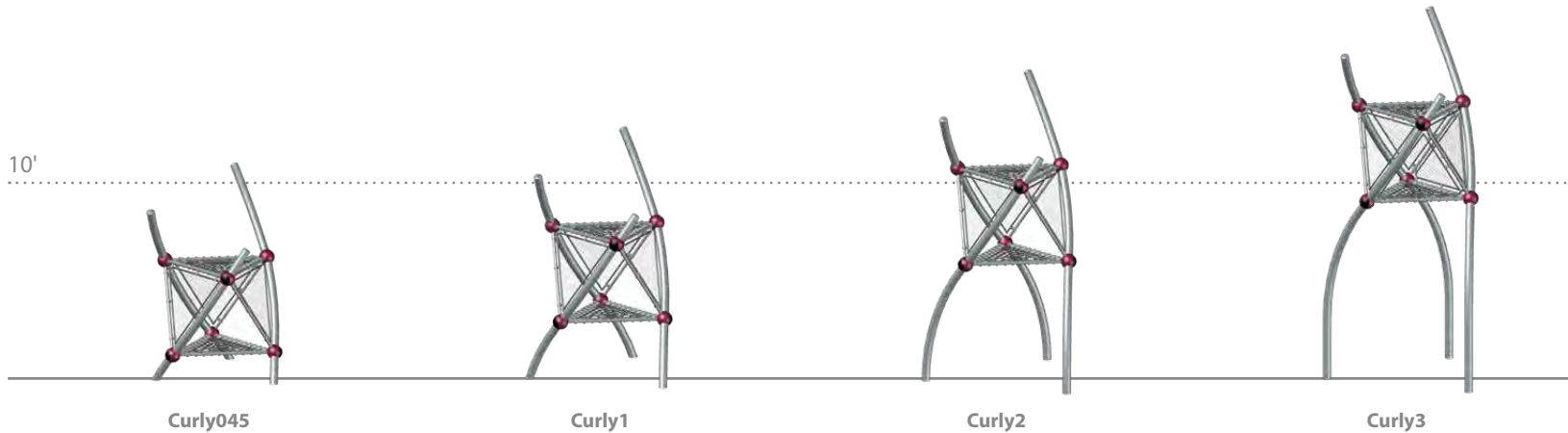
# Terranos & Terranova Curlies



The Configuration of the Add-on Components can vary depending on the Product and the Customer's Request.

With their curved posts, the new Curlies wind gently in the air and offer a net floor to rest on at different heights. A Climbing Ascent or Rope Ladder serve as an ascent; Sliding Pole or Banister speed up the descent. The climbing towers are available in four different sizes. The Curly1 offers small climbing beginners the optimum challenge at a height of just over 3 feet. The Curly2 goes up to almost 6 and a half feet, and the Curly3 to just under 10 feet. From there, you have a good overview of what is happening on the playground.

Through Tunnels and Bridges, you can connect our Curlies with each other as you like and create your own climbing world at slight heights. The Curlies are also a good addition to your climbing landscape with other Berliner play equipment. How about a large Curly3.01 and a Net Tunnel that leads to a DNA Tower at a height of almost 10 feet? Due to the curved posts, the Curlies fit in perfectly with the mentioned towers.



## Add-on Components for Curlies



Banister




Fast Lane Slide (p. 190)



Stainless Steel Slide



Sliding Pole



Climbing Ascent



Rope Ladder



Ladder



Suspension Bridge



Net Tunnel





Small Ramp




Curly045.1

90.293.787

	(m)	2,5 × 2,3 × 3,2
	("-")	8-4 × 7-7 × 10-7

	EN 1176 (m)	5,5 × 5,3
	ASTM/CSA (m)	6,2 × 6
	ASTM/CSA ("-")	20-3 × 19-8

	EN 1176 (m)	0,45
	ASTM/CSA ("-")	1-6


	2-12
--	------


A perfect retreat for the little ones is this Curly, with a platform height of only 18 inches. A staircase helps them climb up, while the ramp makes it easier to get down.





Curly1.02

90.293.784

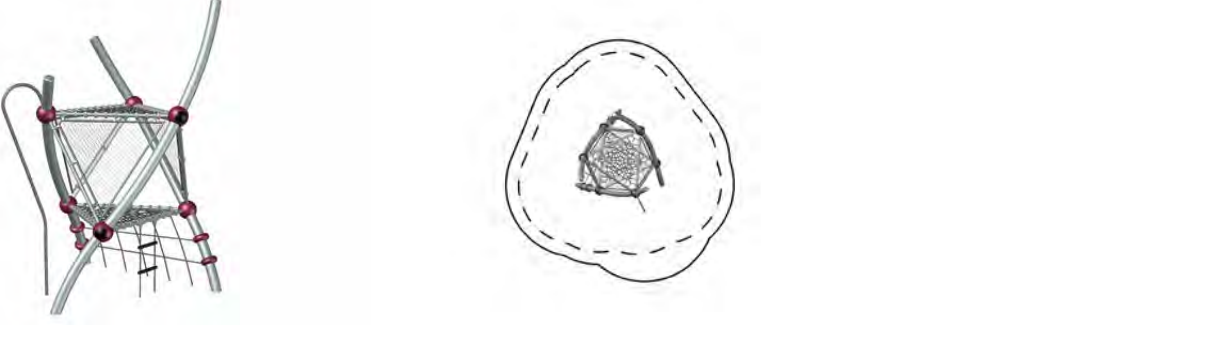
	(m)	2,3 × 4,2 × 3,8
	("-")	7-9 × 8-11 × 12-4

	EN 1176 (m)	5,3 × 5,4
	ASTM/CSA (m)	6 × 6,4
	ASTM/CSA ("-")	19-8 × 20-11

	EN 1176 (m)	0,99
	ASTM/CSA ("-")	3-3


	5-12
--	------


Curly1.02 is not only captivating due to its curved posts but also, it's transparent look. Climbing Ascent, Sliding Pole and Rope Ladder provide additional fun.




Curly2.02

90.293.786

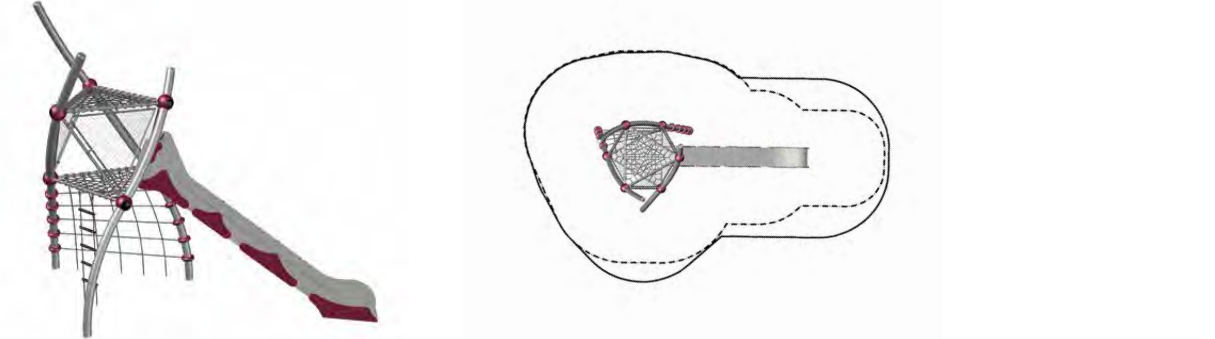
	(m)	3,7 × 5,4 × 4,8
	("-")	12-3 × 17-9 × 15-8

	EN 1176 (m)	6,9 × 9,1
	ASTM/CSA (m)	7,5 × 9,3
	ASTM/CSA ("-")	24-9 × 30-6

	EN 1176 (m)	1,99
	ASTM/CSA ("-")	6-6


	5-12
---	------


The Fast Lane Slide on this Curly makes for a steep descent. How about a Curly landscape with connecting Tunnels and Bridges?





Curly3.02

90.293.785

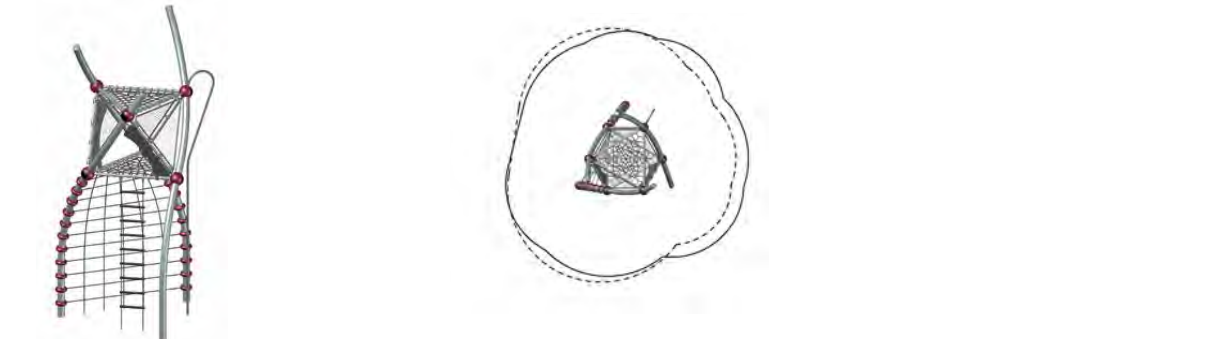
	(m)	2,5 × 2,6 × 5,8
	("-")	8-1 × 8-7 × 18-11

	EN 1176 (m)	6,7 × 6,0
	ASTM/CSA (m)	6,5 × 6,4
	ASTM/CSA ("-")	21-2 × 21

	EN 1176 (m)	2,99
	ASTM/CSA ("-")	9-10

	5-12
---	------

The Curly3.02 is reaching new heights. The huge Climbing Ascent brings you to a height of 9 feet. What a view!











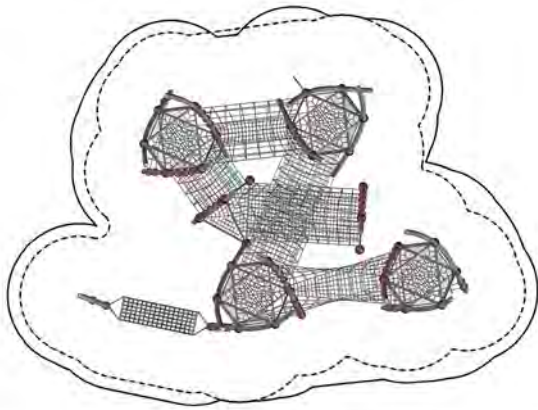

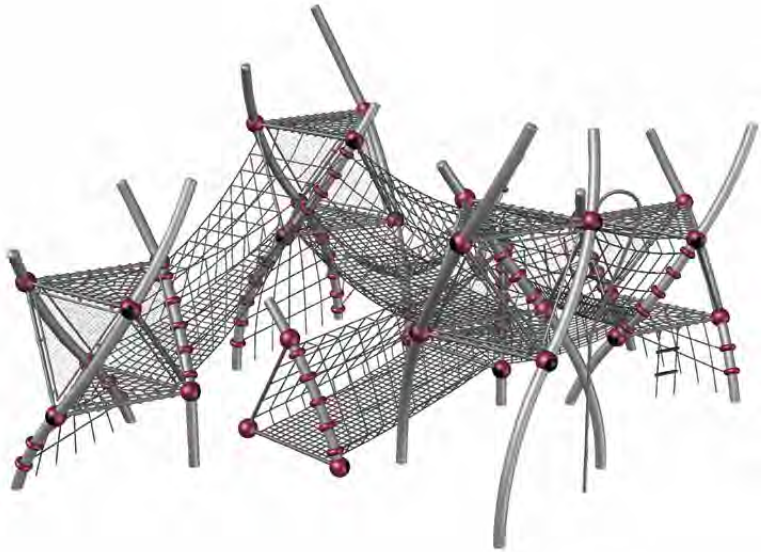
32  
Inclusive  
Play

# CurlyCombi.01

90.293.789





	(m) 6,9 x 10,3 x 4,8 (ft.) 22-6 x 33-10 x 15-8
	EN 1176 (m) 10,2 x 13,3 ASTM/CSA (m) 10,5 x 14,0 ASTM/CSA (ft.) 34-6 x 45-11
	EN 1176 (m) 1,99 ASTM/CSA (ft.) 6-6
	5-12

Transition Tunnels connect the four Curlies and form a small climbing tangle. The net floors of the Curlies offer space to catch one's breath, but also include an attached Hammock for relaxation.

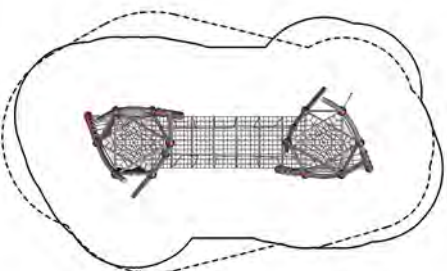
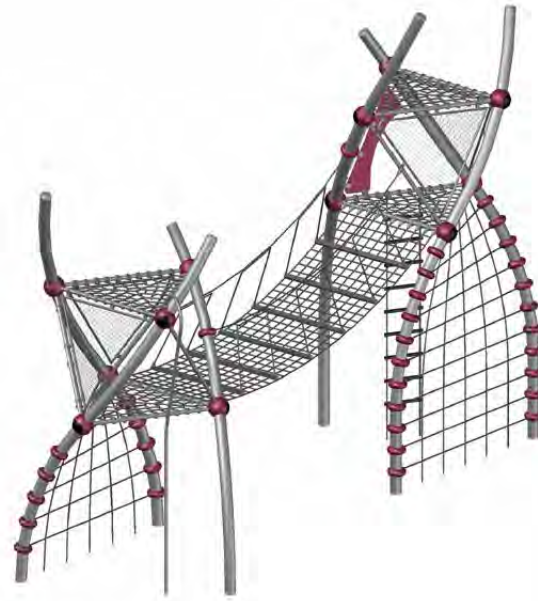


# CurlyCombi.02

90.293.791

	(m) 2,9 x 7,6 x 5,8 (ft.) 9-8 x 25-1 x 18-11
	EN 1176 (m) 6,9 x 11,4 ASTM/CSA (m) 6,6 x 11,3 ASTM/CSA (ft.) 21-8 x 37-1
	EN 1176 (m) 2,99 ASTM/CSA (ft.) 9-10
	5-12

The Suspension Bridge takes you from one Curly to the next. Climbing Ascents as well as a Rope Ladder and a Sliding Pole provide varied ascents and descents.







Aventura,  
Medebach,  
Germany

Rubber  
Bridge

Liana  
Bridge

Rung  
Bridge

Chess-  
board  
Bridge

Net Tunnel

Layaway  
Walk

Liana  
Tunnel

81

Combine our  
Towers with  
numerous Bridge  
and Tunnel  
Elements



Components for Terranos & Terranova

A playground should be varied and encourage movement. This includes climbing, balancing, swinging and letting off steam. And after all that effort, what could be better than to lie back in a hammock and let your mind wander? Such varied net landscapes can be created from components of the versatile Terranos product group.

Low-level rope course elements can be supplied in standard 20 feet and 10 feet lengths. The prices quoted in the price list are for climbing elements only, without posts.

The Configuration of the Add-on Components can vary depending on the Product and the Customer's Request.



Crossed Stairway



Crossed Rubber



Air Walk



Layaway Walk



Floating Net



Sway Bridge



Net Helix



Inverted Ladder



Panel Bridge



Rope Sweep



Suspension Bridge



Liana Tunnel



Liana Bridge



Rubber Tube



Harp Net



Balancing Cable with Handrail



Balancing Cable with Loop Rope



Loop Rope



Balancing Cable with Hand-over-Hand Ladder



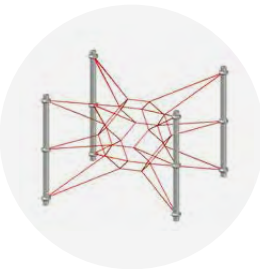
Hand-over-Hand Ladder




Net Funnel



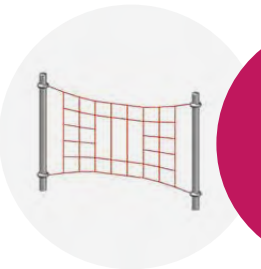
Double Net Funnel



Space Cell



Octagon Star Climber



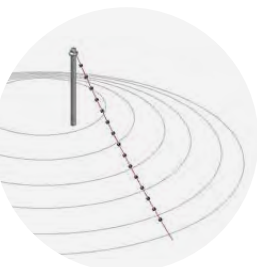
Net Passage



Climbing Rope



Climbing Rope (several)



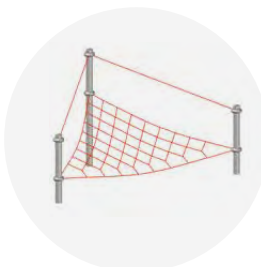
Slope Climbing Rope



Hammock



Rubber Hammock



Triangular Net



Double Trapeze Net



Net Sack



Slide



190  
Discover our  
Fast Lane  
Slides.

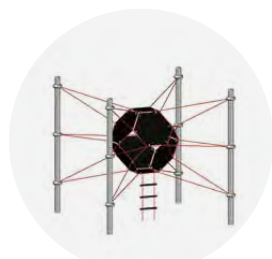




Chessboard Cube



Rubber Quad Net




Rubber Space Cell



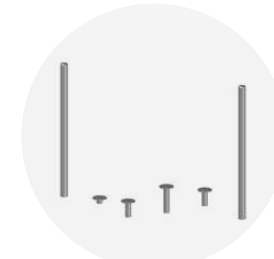
Climbing Pole



Rocking Plates



Posts Labyrinth



Stepping Forms



Slackline



Triangular Slackline



Rubber Slackline



Shade  
(different Sizes)



Leaves (p. 78)



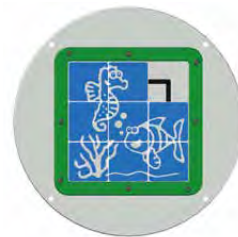
Satellights (p. 290)



## Play Panels for Terranos & Terranova



Solar Explorer




Tile Slide Fish



Maze Slider




Roller Ball



Spin Maze



Level 3



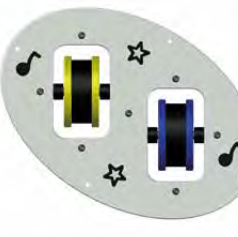
Tumble Turn



Make It Rain



Spin Dice




Spin Maracas



Chimes



Bongos







# HodgePodge

A variety of sturdy, durable sport and play elements!





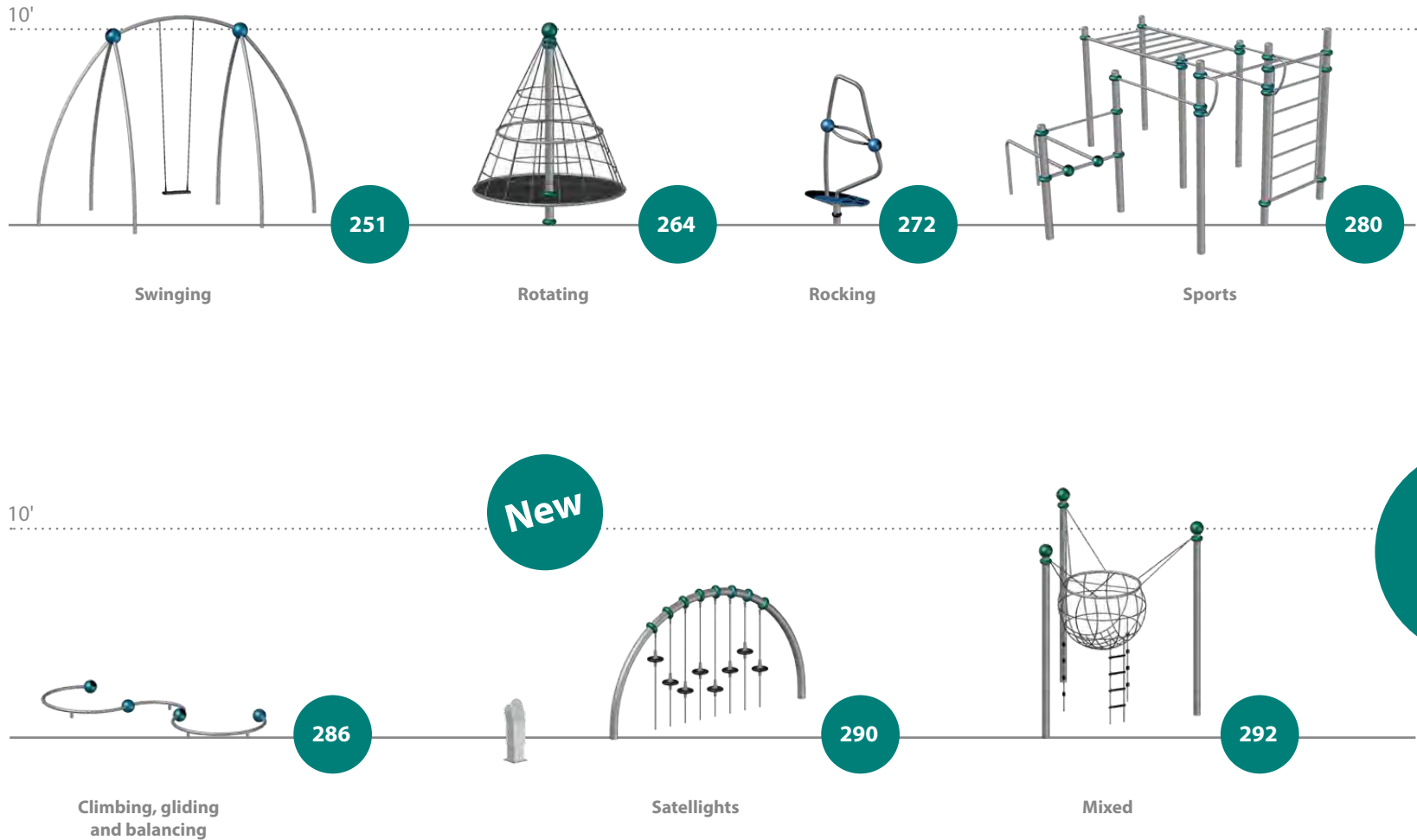


# Basics HodgePodge



HodgePodge is an imaginative, diverse set of play equipment and elements that offer a variety of actions everywhere – even in the middle of the city: e. g., swinging, rocking, and rotating. They also complement the play functions of a playground. Equipment for physical activities, such as a high bar, parallel bars or a complete Calisthenics installation can also be found here.

New to the HodgePodge product group are our play points formerly known as URBAN DESIGN. What all HodgePodge equipment has in common is its enormous load capacity, technically advanced construction, and high design standards. In the following, you will find the play points divided according to their functions.








# HodgePodge Swinging

Swinging develops the user's vestibular system, i. e., the ability to coordinate body movements, eye movements and balance. In addition, it supports the development of motor planning and motor control, as is the case with climbing. This includes the detection of the movement position of the body in space or on the play equipment and the resulting necessary coordinated movements.



## Various Seat Elements



Standard Swing Seat



Toddler Seat



Toddler-Couple-Seat



Couple Seat



Nest Seat







Inclusion Seat



Swingo.2.1





90.260.501

	(m) 1,7 × 2,5 × 2,3 (") 5-7 × 7-11 × 7-6
	EN 1176 (m) 7,6 × 2,5 ASTM/CSA (m) 8,7 × 6,1 ASTM/CSA ("") 28-6 × 19-11
	EN 1176 (m) 1,30 ASTM/CSA ("") 7-2
	2-12



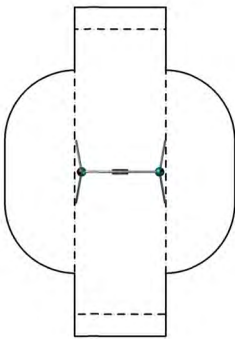
Swingo.2.3

90.260.503

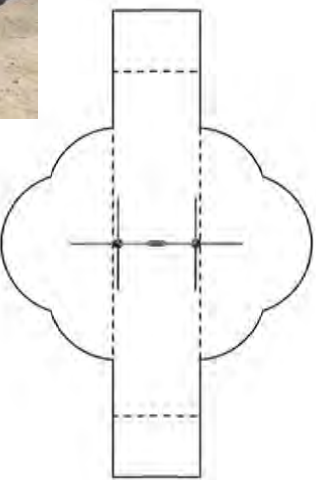
	(m) 2,5 × 4,6 × 3,2 (") 8-2 × 14-11 × 10-6
	EN 1176 (m) 9,1 × 2,4 ASTM/CSA (m) 12,4 × 8,2 ASTM/CSA ("") 40-6 × 26-11
	EN 1176 (m) 1,76 ASTM/CSA ("") 8-10
	2-12



Swingo.2.1







Swingo.2.3



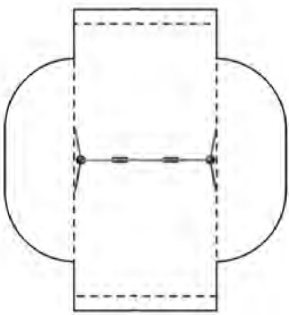
Swingo.2.2

90.260.502

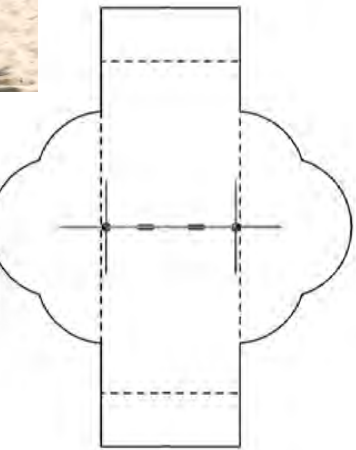
	(m) 1,7 × 3,8 × 2,5 (") 5-7 × 12-4 × 8-0
	EN 1176 (m) 7,2 × 3,8 ASTM/CSA (m) 8,0 × 7,5 ASTM/CSA ("") 26-1 × 24-4
	EN 1176 (m) 1,30 ASTM/CSA ("") 6-7
	2-12



Swingo.2.2







Swingo.2.4







Swingo.2.4

90.260.504

	(m) 5,9 × 2,5 × 3,4 (") 19-0 × 8-2 × 11-0
	EN 1176 (m) 8,9 × 3,7 ASTM/CSA (m) 11,6 × 9,6 ASTM/CSA ("") 38-1 × 31-4
	EN 1176 (m) 1,7 ASTM/CSA ("") 9-7
	2-12

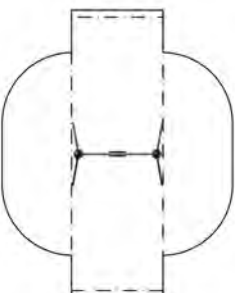
Swingo.01

90.160.140

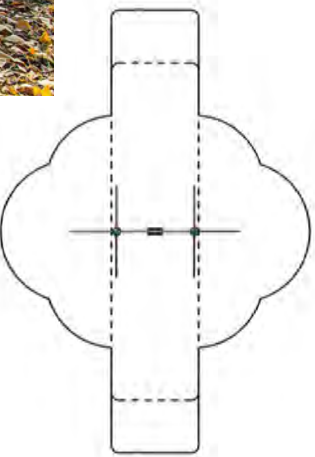
	(m) 1,7 × 2,5 × 2,2 (") 5-7 × 7-11 × 7-0
	EN 1176 (m) 7,3 × 2,5 ASTM/CSA (m) 7,6 × 6,1 ASTM/CSA ("") 24-11 × 19-11
	EN 1176 (m) 1,15 ASTM/CSA ("") 6-3
	2-12



Swingo.01







Swingo.03







Swingo.03

90.160.150

	(m) 2,5 × 4,6 × 3,1 (") 8-2 × 14-11 × 10-0
	EN 1176 (m) 2,4 × 8,9 ASTM/CSA (m) 8,2 × 11,7 ASTM/CSA ("") 26-11 × 38-5
	EN 1176 (m) 1,65 ASTM/CSA ("") 9-7
	2-12

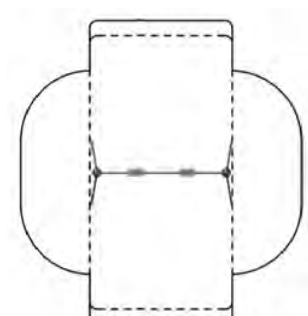
Swingo.02

90.160.141

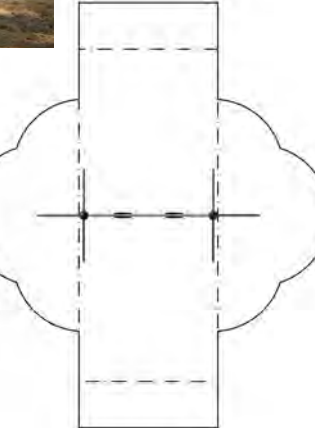
	(m) 3,8 × 1,7 × 2,2 (") 12-6 × 5-7 × 7-3
	EN 1176 (m) 3,8 × 7,2 ASTM/CSA (m) 7,5 × 8,0 ASTM/CSA ("") 24-5 × 26-3
	EN 1176 (m) 1,26 ASTM/CSA ("") 6-6
	2-12



Swingo.02







Swingo.04



Swingo.04

90.160.151

	(m) 2,5 × 3,7 × 3,1 (") 8-2 × 19-4 × 10-0
	EN 1176 (m) 8,8 × 5,9 ASTM/CSA (m) 11,3 × 9,6 ASTM/CSA ("") 36-11 × 31-4
	EN 1176 (m) 1,61 ASTM/CSA ("") 9-3
	2-12










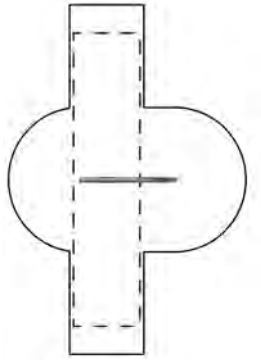
URBAN  
DESIGN

## Elbow Swing

95.190.484






	(m) ('-")	0,2 × 2,6 × 2,5 0-6 × 8-7 × 8-0
	EN 1176 (m) ASTM/CSA (m) ASTM/CSA ('-")	7,8 × 1,8 9,2 × 6,3 30-3 × 20-7
	EN 1176 (m) ASTM/CSA ('-")	1,33 7-7
		2-12
		Wiesbaden, Germany

Simple but elegant. With its reduced shape, the Elbow Swing radiates lightness – just as the children feel.



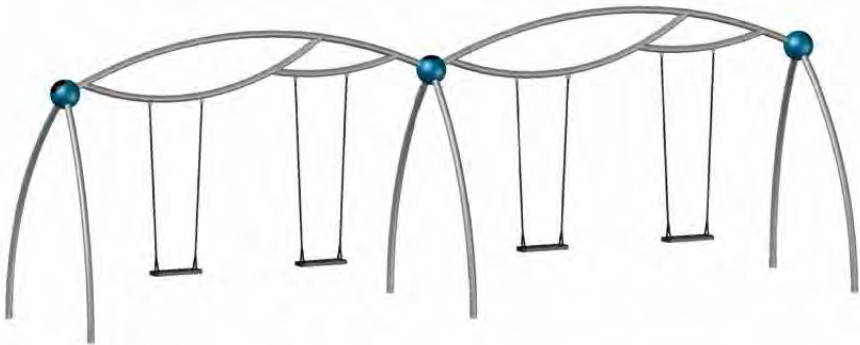
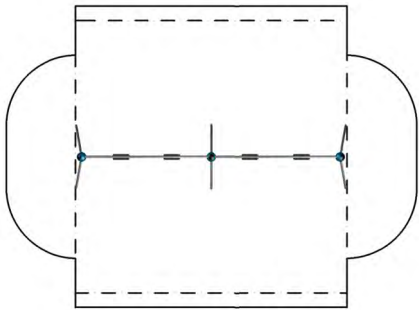
## Double Swingo 2.2

90.340.049

	(m) ('-")	1,8 × 7,2 × 2,5 23-7 × 5-8 × 8-0
	EN 1176 (m) ASTM/CSA (m) ASTM/CSA ('-")	7,2 × 7,2 8,0 × 10,9 26-1 × 35-7
	EN 1176 (m) ASTM/CSA ('-")	1,3 6-7
		2-12
		Vancouver, Canada








A Variety  
of Seats  
available.




## Sky Swing

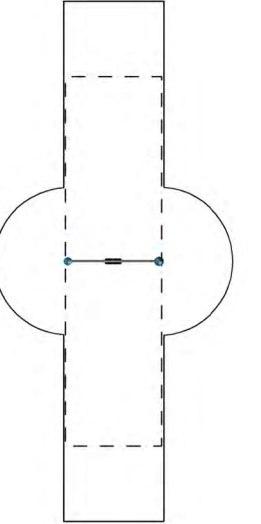
90.260.510

	(m) ('-")	0,3 × 2,6 × 4,9 0-10 × 8-8 × 16-2
	EN 1176 (m) ASTM/CSA (m) ASTM/CSA ('-")	9,8 × 2,5 13,7 × 6,3 45-1 × 20-8
	EN 1176 (m) ASTM/CSA ('-")	1,92 11-4
		5-12
		Liederbach, Germany

The sky's infinite expanse has always held a fascination for humans. Admittedly, one does not quite float above the clouds, but with the Sky Swing you can reach a really impressive height.



URBAN  
DESIGN












## Net Swing

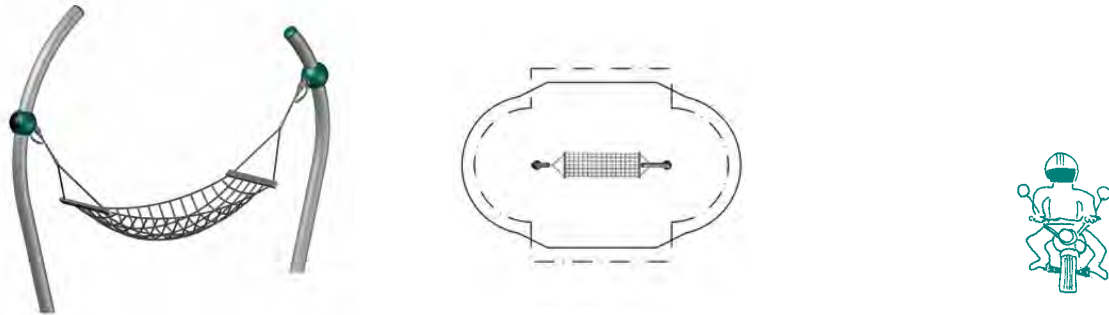
90.260.533

	(m) 0,7 × 3,8 × 2,9 ("'-") 2-4 × 12-3 × 9-3
	EN 1176 (m) 5,1 × 6,8 ASTM/CSA (m) 4,4 × 7,4 ASTM/CSA ("'-") 14-4 × 24-3
	EN 1176 (m) 1,33 ASTM/CSA ("'-") 5-7
	5-12
	Budapest, Hungary

Relaxing and looking great at the same time! The organic look of the bent posts in combination with the colorful balls make the Net Swing an optical highlight of urban areas.








URBAN  
DESIGN



## Hammock

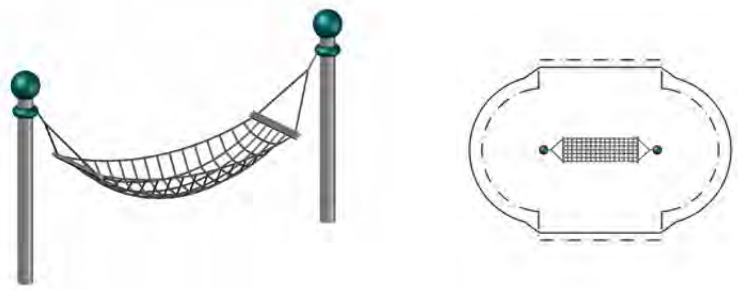
95.170.196

	(m) 3,3 × 0,7 × 1,9 ("'-") 10-8 × 2-4 × 6-1
	EN 1176 (m) 7,0 × 5,1 ASTM/CSA (m) 7,0 × 4,4 ASTM/CSA ("'-") 22-8 × 14-4
	EN 1176 (m) 1,23 ASTM/CSA ("'-") 4-11
	5-12
	Eschborn, Germany

The hammock is a great place for relaxing, but it's also a superb swing for many users to swing on at the same time.









32  
Inclusive  
Play





Palmetto Saucer

 (ft.)	3-4 × 9-7 × 6-11
 ASTM/CSA (m)	6,1 × 6,6
 ASTM/CSA (ft.)	19-11 × 21-7
 ASTM/CSA (ft.)	4-10
	2-12
	Greensboro, USA







As an accessible multi-user swing, the Palmetto Saucer encourages users to share and swing together. Heavy-duty engineering concealed behind a subtle, though striking design.



32  
Inclusive  
Play



Palmetto Twins

 (ft.)	18-6 × 3-4 × 6-11
 ASTM/CSA (m)	9,3 × 6,1
 ASTM/CSA (ft.)	30-6 × 19-11
 ASTM/CSA (ft.)	4-9
	2-12
	Livermore, USA










What's better than one Palmetto? Two Palmettos! This combination of two nest swings offers plenty of space to swing.



32  
Inclusive  
Play



Cloud 9

 (m)	3,3 × 1,3 × 2,1
 (ft.)	10-8 × 4-2 × 6-9
 EN 1176 (m)	7,0 × 3,3
 ASTM/CSA (m)	7,5 × 7,0
 ASTM/CSA (ft.)	24-3 × 22-8
 EN 1176 (m)	1,24
 ASTM/CSA (ft.)	6-2
	2-12
	Greensboro, USA










Our Cloud 9 is an accessible swing which allows several children at once to fly "on the cloud".



32  
Inclusive  
Play



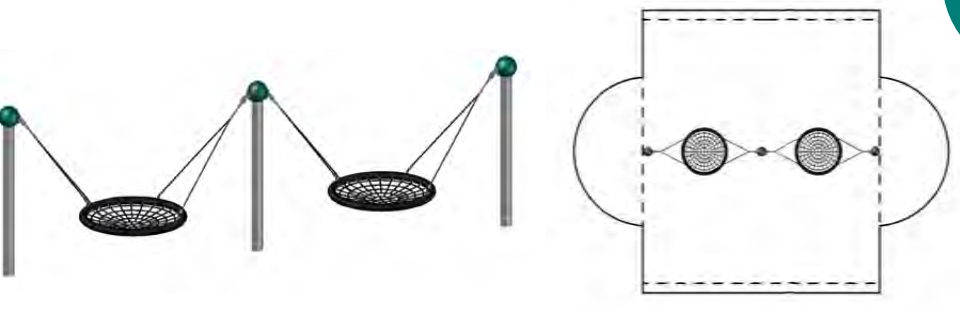
Double Cloud 9

 (m)	1,3 × 6,3 × 2,1
 (ft.)	4-2 × 20-7 × 6-9
 EN 1176 (m)	7,2 × 6,3
 ASTM/CSA (m)	7,5 × 10,0
 ASTM/CSA (ft.)	24-5 × 22-8
 EN 1176 (m)	1,24
 ASTM/CSA (ft.)	6-2
	2-12
	Singapore

Two or even more multi-user seats arranged in line provide a truly unique group swinging experience.








32  
Inclusive  
Play





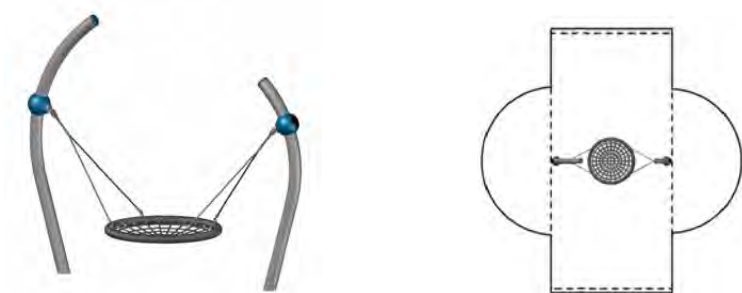
Bowl Swing

 (m) 1,3 × 3,7 × 2,9 (") 4-2 × 11-10 × 9-3	
 EN 1176 (m) ASTM/CSA (m) ASTM/CSA ("")	6,8 × 3,7 7,0 × 7,3 22-11 × 23-11
 EN 1176 (m) ASTM/CSA ("")	1,18 5-9
 2-12	
 Medebach, Germany	






Thanks to its low access height the Bowl Swing, just like the Cup Swing, is perfectly suited for toddlers or children with limited mobility.



32  
Inclusive  
Play

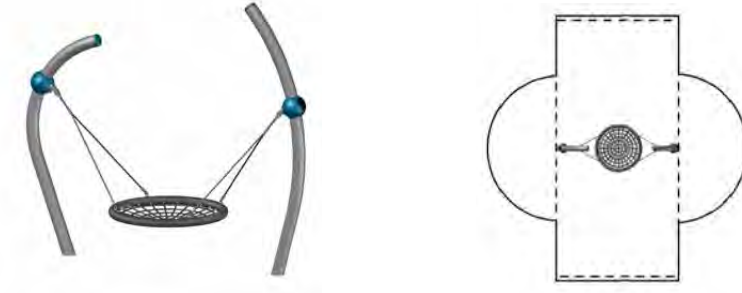


Cup Swing






 (m) 1,3 × 3,7 × 2,9 (") 4-2 × 11-11 × 9-5	
 EN 1176 (m) ASTM/CSA (m) ASTM/CSA ("")	6,8 × 3,7 7,0 × 7,3 22-11 × 23-11
 EN 1176 (m) ASTM/CSA ("")	1,18 5-9
 2-12	
 Duisburg Germany	



32  
Inclusive  
Play



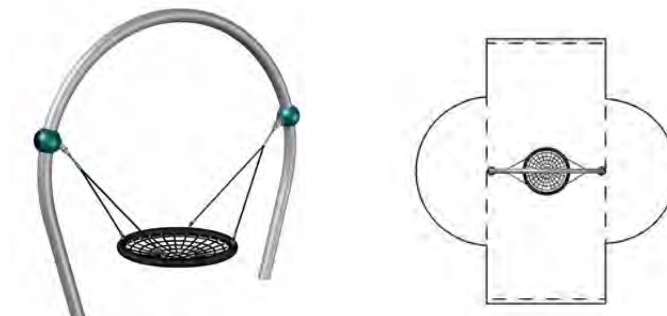
Arch Swing

 (m) 1,3 × 3,6 × 3,2 (") 4-2 × 11-9 × 10-5	
 EN 1176 (m) ASTM/CSA (m) ASTM/CSA ("")	6,8 × 3,6 7,0 × 7,3 22-11 × 23-9
 EN 1176 (m) ASTM/CSA ("")	1,18 5-9
 5-12	
 Berlin, Germany	






Elegant and practical! Suspended from a tubular arch, the Arch Swing has enough room for many children to enjoy swinging simultaneously. Not only that, but it also has an elegant design too.



32  
Inclusive  
Play



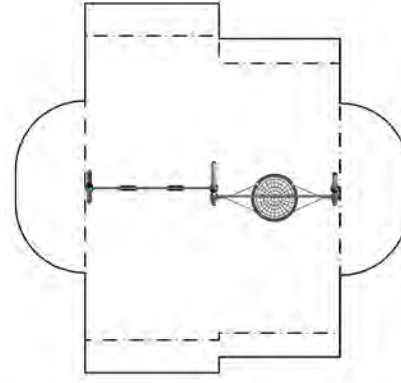
Side-by-Side Swing

 (m) 1,6 × 6,8 × 3,1 (") 5-3 × 22-2 × 9-11	
 EN 1176 (m) ASTM/CSA (m) ASTM/CSA ("")	8,1 × 6,8 9,8 × 10,5 32-0 × 34-2
 EN 1176 (m) ASTM/CSA ("")	1,88 8-1
 2-12	
 Rio de Janeiro, Brasil	

Swinging together is still the most fun! Whether on classic seats or in the cool nest swing – with the Side-by-Side Swing you can let the breeze caress your face. And due to the low entry height of the nest swing, even the little ones will get the most fun out of swinging.



32  
Inclusive  
Play





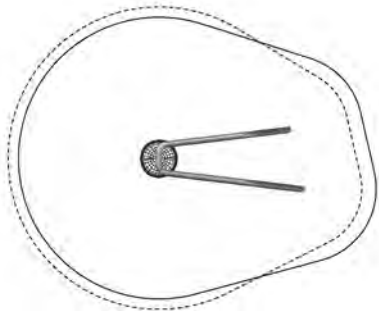


32  
Inclusive  
Play

## Float Swing

95.190.725.001

	(m) (")	1,8 × 4,6 × 2,6 5-9 × 15 × 8-6
	EN 1176 (m) ASTM/CSA (m) ASTM/CSA ("")	8,0 × 9,4 7,4 × 9,4 24-4 × 31
	EN 1176 (m) ASTM/CSA ("")	2,2 10-8
		5-12
		Berlin, Germany



## VIP Swing 2.0

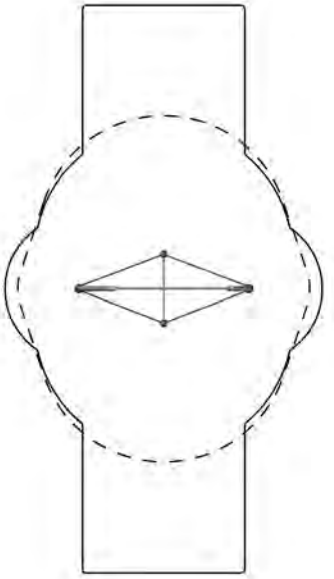
95.190.809

	(m) (")	2,0 × 4,8 × 5,2 6-7 × 15-7 × 16-11
	EN 1176 (m) ASTM/CSA (m) ASTM/CSA ("")	9,2 × 7,8 15,0 × 8,4 49-3 × 27-6
	EN 1176 (m) ASTM/CSA ("")	2,2 10-8
		5-12

With its curved posts, the VIP Swing 2.0 fits wonderfully to any other Berliner play equipment. It requires communication and collaboration between the players while training the children's sense of balance and agility.



URBAN  
DESIGN

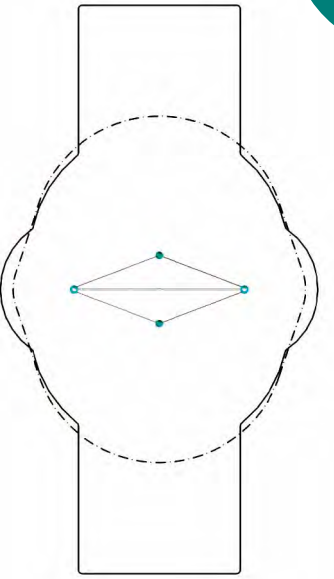
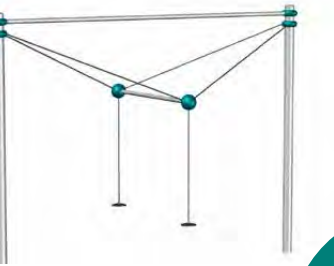


## VIP Swing

97.100.026

	(m) (")	4,8 × 2,0 × 3,6 6-7 × 15-6 × 11-7
	EN 1176 (m) ASTM/CSA (m) ASTM/CSA ("")	9,2 × 7,8 15,0 × 8,4 49-3 × 27-6
	EN 1176 (m) ASTM/CSA ("")	2,2 10-8
		5-12
		Sint-Truiden, Belgium

The VIP Swing is a pendulum swing for two, where you take turns swinging, without touching each other.





# HodgePodge

## Rotating

Rotating Equipment with low entry heights enable small and physically impaired children to play independently. Rotating with the help of play equipment creates sensory stimulation that has a positive effect on balance and one's own body perception. The kinesthetic consciousness (the ability to control movements unconsciously) is strengthened by learning to avoid falling down or colliding with other playmates.



### O'Tannebaum 3.1

90.340.097

	(m)	2,07 × 2,07 × 3,1
	("-")	6-10 × 6-10 × 10-3

	EN 1176 (m)	5,05 × 5,05
	ASTM/CSA (m)	5,71 × 5,71
	ASTM/CSA ("-")	18-9 × 18-9

	EN 1176 (m)	0,5
	ASTM/CSA ("-")	1-8

		5-12
--	--	------

		Bexley, United Kingdom
--	--	---------------------------

A Christmas tree for all year round. Except for the trunk, the entire tree is rotatable. The big rubber membrane surface with its low access height enables children with special needs to join the fun.



### O'Tannebaum 2.5

90.340.045

	(m)	2,1 × 2,1 × 2,5
	("-")	6-9 × 6-9 × 8-3

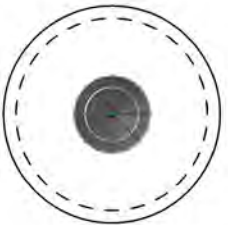
	EN 1176 (m)	5,1 × 5,1
	ASTM/CSA (m)	5,7 × 5,7
	ASTM/CSA ("-")	18-9 × 18-9

	EN 1176 (m)	0,5
	ASTM/CSA ("-")	1-8

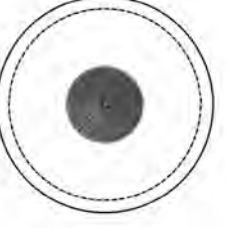
		2-12
--	--	------

		Berlin, Germany
--	--	--------------------

The little brother of O'Tannebaum.








228  
See also  
Terranova





# Eddie.01

90.260.101

 <div>(m) (")</div>	<b>0,5 × 0,5 × 1,5</b> <b>1-8 × 1-8 × 5-0</b>
 <div>EN 1176 (m) ASTM/CSA (m) ASTM/CSA ("")</div>	<b>3,5 × 3,5</b> <b>4,2 × 4,2</b> <b>13-8 × 13-8</b>
 <div>EN 1176 (m) ASTM/CSA ("")</div>	<b>0,4</b> <b>1-4</b>
	<b>5-12</b>
	<b>Sacramento, USA</b>





The Eddie.01 stands up straight for small and big kids who love to go for a spin. The HDPE platform, with its second color inlays plus the matching top ball make it look cool.



URBAN  
DESIGN

# Eddie.02






90.260.102

 <div>(m) (")</div>	<b>0,5 × 0,5 × 1,5</b> <b>1-8 × 1-8 × 5-0</b>
 <div>EN 1176 (m) ASTM/CSA (m) ASTM/CSA ("")</div>	<b>3,5 × 3,5</b> <b>4,2 × 4,2</b> <b>13-8 × 13-8</b>
 <div>EN 1176 (m) ASTM/CSA ("")</div>	<b>0,4</b> <b>1-4</b>
	<b>5-12</b>



# Eddie.03






90.260.103

 <div>(m) (")</div>	<b>0,5 × 0,5 × 0,9</b> <b>1-8 × 1-8 × 3-0</b>
 <div>EN 1176 (m) ASTM/CSA (m) ASTM/CSA ("")</div>	<b>3,5 × 3,5</b> <b>4,2 × 4,2</b> <b>13-8 × 13-8</b>
 <div>EN 1176 (m) ASTM/CSA ("")</div>	<b>0,4</b> <b>1-4</b>
	<b>2-12</b>
	<b>Danville, USA</b>



# Eddie.04

90.260.104






 <div>(m) (")</div>	<b>0,5 × 0,5 × 0,9</b> <b>1-8 × 1-8 × 3-0</b>
 <div>EN 1176 (m) ASTM/CSA (m) ASTM/CSA ("")</div>	<b>3,5 × 3,5</b> <b>4,2 × 4,2</b> <b>13-8 × 13-8</b>
 <div>EN 1176 (m) ASTM/CSA ("")</div>	<b>0,4</b> <b>1-4</b>
	<b>2-12</b>
	<b>San Francisco, USA</b>

The Eddie.04 is another shorty, but it stands slanted, and its stainless steel stem is curved. Very stylish! It offers a nice little spin for the youngsters.



# Eddie.05

90.260.105

 <div>(m) (")</div>	<b>0,5 × 0,5 × 2,3</b> <b>1-8 × 1-8 × 7-5</b>
 <div>EN 1176 (m) ASTM/CSA (m) ASTM/CSA ("")</div>	<b>3,5 × 3,5</b> <b>4,2 × 4,2</b> <b>13-8 × 13-8</b>
 <div>EN 1176 (m) ASTM/CSA ("")</div>	<b>0,4</b> <b>1-4</b>
	<b>5-12</b>
	<b>Berlin, Germany</b>



At a height of almost 8 feet, the newest member of the Eddie family surpasses itself and turns into a real eye-catcher in any pedestrian zone. The HDPE surface is now even more slip-proof. As usual, this Eddie also combines fun, style and coolness into a single place to play.











Disk XL


90.260.301.2

	(m) 2,3 × 2,3 × 0,8
	("-") 7-5 × 7-5 × 2-5

	EN 1176 (m) 8,3 × 8,3
	ASTM/CSA (m) 6,0 × 6,0
	ASTM/CSA ("-") 19-5 × 19-5

	EN 1176 (m) 0,74
	ASTM/CSA ("-") 2-5

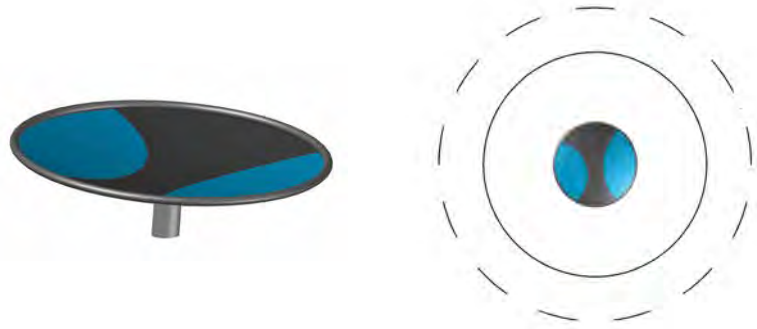
	5-12
--	------

	Berlin, Germany
--	--------------------

The disk for the entire family! With a diameter of almost 8 feet, the Disk XL impresses with its size without losing any of its elegance.








32  
Inclusive  
Play






Disk L

90.260.301.1

	(m) 1,7 × 1,7 × 0,8
	("-") 5-6 × 5-6 × 2-4

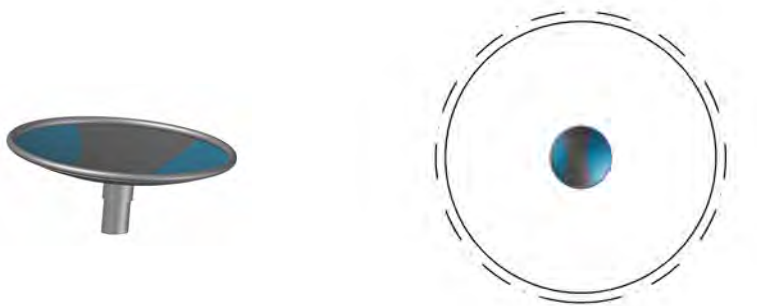
	EN 1176 (m) 7,7 × 7,7
	ASTM/CSA (m) 7,2 × 7,2
	ASTM/CSA ("-") 23-6 × 23-6

	EN 1176 (m) 0,71
	ASTM/CSA ("-") 2-4

	5-12
--	------





32  
Inclusive  
Play








URBAN  
DESIGN


Picadilly Circle.2.2


90.260.304

	(m) 1,9 × 1,9 × 1,3
	("-") 6-1 × 6-1 × 4-0

	EN 1176 (m) 5,9 × 5,9
	ASTM/CSA (m) 5,5 × 5,5
	ASTM/CSA ("-") 18-1 × 18-1

	EN 1176 (m) 0,6
	ASTM/CSA ("-") 2-0

	2-12
---	------

	Berlin, Germany
---	--------------------

A ride on the Picadilly Circle is a great experience, as the speed of spinning depends on how its users work together – every ride is a unique adventure. Hop aboard, hold on tight, and be ready for a spin.








32  
Inclusive  
Play






Little Big Ben.2.2

90.260.305

	(m) 1,3 × 1,3 × 0,9
	("-") 4-1 × 4-1 × 2-9

	EN 1176 (m) 5,3 × 5,3
	ASTM/CSA (m) 4,9 × 4,9
	ASTM/CSA ("-") 16-1 × 16-1

	EN 1176 (m) 0,36
	ASTM/CSA ("-") 1-3

	2-12
---	------







32  
Inclusive  
Play





# Access Whirl

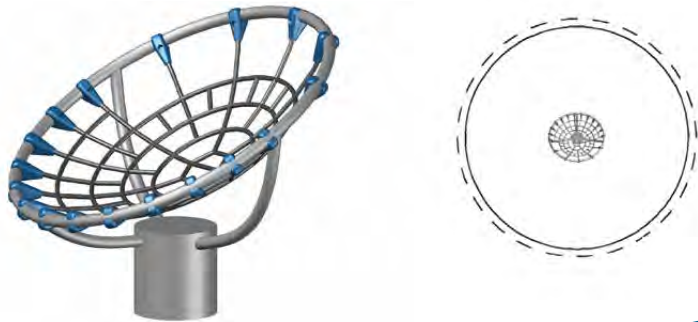
90.261.200

	(m) 1,3 × 1,0 × 1,0 (") 4-1 × 3-7 × 3-4
	EN 1176 (m) 5,3 × 5,3 ASTM/CSA (m) 4,9 × 4,9 ASTM/CSA ("") 16-1 × 16-1
	EN 1176 (m) 1,01 ASTM/CSA ("") 3-4
	5-12

The Access Whirl is unique in the market. The product is easily accessible, and children have great support and grip because of the net structure. The shape provides a safe cocoon so that children are more secure when the product spins around.








32  
Inclusive  
Play



# Fireball.3.1

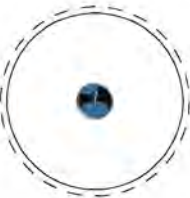
90.260.308

	(m) 1,0 × 1,0 × 2,3 (") 3-3 × 3-3 × 7-6
	EN 1176 (m) 5,0 × 5,0 ASTM/CSA (m) 4,7 × 4,7 ASTM/CSA ("") 15-3 × 15-3
	EN 1176 (m) 0,31 ASTM/CSA ("") 1-1
	5-12
	Berlin, Germany

This Fireball impresses with its size, elegance and playing pleasure. The infill of the ring and the slip-proof HDPE surface provide the necessary grip while spinning. Simply stand up, hold on and off you go.







URBAN  
DESIGN

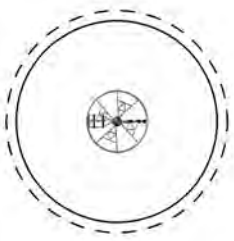


# Albero.01

95.200.010





	(m) 1,7 × 1,7 × 3,2 (") 5-5 × 5-5 × 10-4
	EN 1176 (m) 5,9 × 5,9 ASTM/CSA (m) 5,4 × 5,4 ASTM/CSA ("") 17-5 × 17-5
	EN 1176 (m) 2,4 ASTM/CSA ("") 7-11
	5-12

The climbing tree with a height of 10 feet is gently rotating around the trunk with its climbing supports. The slide bearings are maintenance-free.

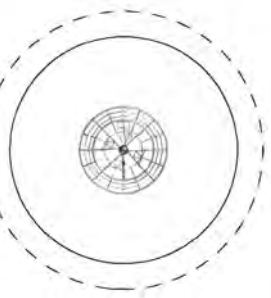


# Albero.02

95.200.020

	(m) 2,4 × 2,4 × 3,8 (") 7-9 × 7-9 × 12-4
	EN 1176 (m) 7,4 × 7,4 ASTM/CSA (m) 6,1 × 6,1 ASTM/CSA ("") 19-9 × 19-9
	EN 1176 (m) 2,99 ASTM/CSA ("") 9-11
	5-12

The Albero.02 is a big tree for a larger group of children to enjoy a gentle ride around the trunk.










# HodgePodge Rocking

Different rocking equipment ensures that children can gently rock, regardless of their development. Rocking develops body awareness and consciousness while improving their strengths and motor skills at the same time. The different rocking equipment and the resulting varying challenges to get them going give children at different stages of development the opportunity to gain their own experiences in rocking and bouncing.

## Abakus.2.1

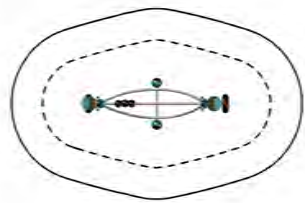
90.260.801

	(m) ('")	4,0 × 1,4 × 1,6 13-4 × 4-6 × 5-3
	EN 1176 (m) ASTM/CSA (m) ASTM/CSA ('")	3,4 × 6,0 5,1 × 7,7 16-6 × 25-2
	EN 1176 (m) ASTM/CSA ('")	1,49 4-11
		5-12
		Berlin, Germany

Children get wings with the Abakus. The stylish organic design and the use of stainless steel gives identity to a teeter-totter. Another impressive feature is three relocatable balls for balancing different weights.








URBAN  
DESIGN



## Butterfly

90.260.803






	(m) ('")	2,4 × 1,8 × 0,8 7-10 × 5-10 × 2-8
	EN 1176 (m) ASTM/CSA (m) ASTM/CSA ('")	4,8 × 4,7 5,5 × 5,4 17-10 × 17-6
	EN 1176 (m) ASTM/CSA ('")	1,09 3-7
		5-12
		Berlin, Germany

Compact, modern, and durable! The organic design of this stainless steel structure combined with the colorful balls and HDPE seat is an enrichment for any public space. Furthermore, a special rubber bearing system ensures lots of fun when see-sawing.



## Freeride

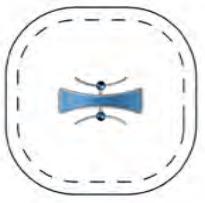
90.260.802

	(m) ('")	2,3 × 1,3 × 0,7 7-5 × 4-2 × 2-3
	EN 1176 (m) ASTM/CSA (m) ASTM/CSA ('")	4,3 × 4,4 5,0 × 5,1 16-2 × 16-6
	EN 1176 (m) ASTM/CSA ('")	1,03 3-5
		5-12
		Berlin, Germany

Get inspired! Freeride is both a seesaw and a lounge simultaneously and offers numerous options to exercise and chill out. Whether on your own or with others, your imagination knows no limits. A special rubber bearing system provides the needed balance!



32  
Inclusive  
Play





Windrider

90.260.950

	(m) 0,4 × 1,3 × 2,3 ('-") 1-3 × 4-1 × 7-7
	EN 1176 (m) 3,7 × 4,3 ASTM/CSA (m) 4,4 × 5,0 ASTM/CSA ('-") 14-3 × 16-4
	EN 1176 (m) 0,4 ASTM/CSA ('-") 1-4
	5-12
	Sint-Truiden, Belgium

A surfboard for the pedestrian zone!  
This innovative play point joins in every movement, no matter where the wind comes from. Furthermore, the Windrider is a visual enrichment for any kind of urban space.



Cat Tail.01

90.260.201

	(m) 0,7 × 0,4 × 2,5 ('-") 2-4 × 1-1 × 8-3
	EN 1176 (m) 3,6 × 3,6 ASTM/CSA (m) 4,7 × 4,5 ASTM/CSA ('-") 15-5 × 14-10
	EN 1176 (m) 0,4 ASTM/CSA ('-") 1-4
	5-12
	Berlin, Germany

The Cat Tail has a body and a stem made of stainless steel. The curved stem and the bi-colored HDPE platform turn a piece of play equipment into an eye-catcher for all public places in town.



Cat Tail.02

90.260.202

Cat Tail.03

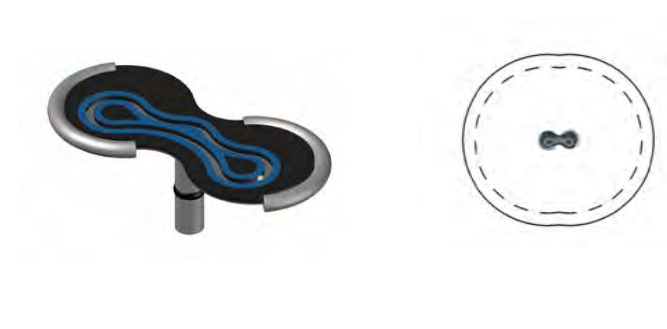
90.260.203

Hula-Loop.01

90.260.930

	(m) 1,1 × 0,6 × 0,5 ('-") 3-8 × 1-10 × 1-4
	EN 1176 (m) 4,4 × 3,9 ASTM/CSA (m) 4,6 × 5,1 ASTM/CSA ('-") 14-10 × 16-8
	EN 1176 (m) 0,41 ASTM/CSA ('-") 1-4
	5-12
	Berlin, Germany

Gets the ball rolling! Whether alone or with two people: the spring-loaded rubber bearing of the Hula-Loop lets you rotate your hips and challenges your balance. The two versions vary with the different ball tracks on the surface.



Hula-Loop.02

90.260.940

	(m) 1,1 × 0,6 × 0,5 ('-") 3-8 × 1-10 × 1-4
	EN 1176 (m) 4,4 × 3,9 ASTM/CSA (m) 4,6 × 5,1 ASTM/CSA ('-") 14-10 × 16-8
	EN 1176 (m) 0,41 ASTM/CSA ('-") 1-4
	5-12
	Genk, Belgium











### Over Easy

90.260.615.1






	(m) (")	1,0 × 1,0 × 0,6 3-3 × 3-3 × 2-0
	EN 1176 (m) ASTM/CSA (m) ASTM/CSA ("")	4,0 × 4,0 4,7 × 4,7 15-3 × 15-3
	EN 1176 (m) ASTM/CSA ("")	0,39 1-4
		2-12

This Over Easy gives you the necessary swing. Whether playing with friends or rocking gently back and forth on your own. For smaller play spaces, this wobble platform is a great alternative.

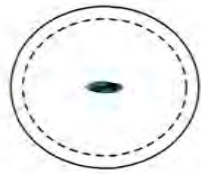


### Swallow Tail

90.260.920






	(m) (")	1,0 × 0,4 × 0,5 3-4 × 1-1 × 1-7
	EN 1176 (m) ASTM/CSA (m) ASTM/CSA ("")	4,3 × 3,6 5,0 × 4,3 16-4 × 14-0
	EN 1176 (m) ASTM/CSA ("")	0,48 1-7
		5-12
		Berlin, Germany

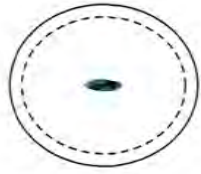
The Swallow Tail, with its smart rocking mechanism, does the trick. It's also suitable for a rough ride and provides an ideal experience for older kids and young adults.



### Pin Tail

90.260.910






	(m) (")	1,0 × 0,4 × 0,5 3-4 × 1-1 × 1-7
	EN 1176 (m) ASTM/CSA (m) ASTM/CSA ("")	4,3 × 3,6 5,0 × 4,3 16-4 × 14-0
	EN 1176 (m) ASTM/CSA ("")	0,48 1-7
		5-12
		Schardscha, Dubai





Beetle.01

90.260.614.1






	(m) 0,7 × 1,0 × 0,6 (") 2-1 × 3-1 × 1-9
	EN 1176 (m) ASTM/CSA (m) ASTM/CSA ("") 2,7 × 3,0 4,3 × 4,6 14-0 × 15-1
	EN 1176 (m) ASTM/CSA ("") 0,38 1-3
	2-12
	Berlin, Germany

Beetle.01 impresses with its elegant design and technical superiority. A special rubber bearing element prevents a hard stop and ensures a smooth rocking experience. Here it goes quickly to the right and left!



Beetle.02

90.260.614.2





	(m) 0,6 × 1,0 × 0,6 (") 1-9 × 3-1 × 1-9
	EN 1176 (m) ASTM/CSA (m) ASTM/CSA ("") 2,6 × 3,0 4,2 × 4,6 13-9 × 15-1
	EN 1176 (m) ASTM/CSA ("") 0,38 1-3
	2-12
	Tampere, Finland

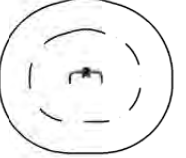
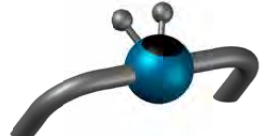
On Beetle.02 and Beetle.03 you can rock back and forth. The refined design of the two play points leaves plenty of room for imagination and adapts to any environment.



Beetle.03






90.260.614.3

	(m) 0,5 × 1,0 × 0,5 (") 1-5 × 3-1 × 1-6
	EN 1176 (m) ASTM/CSA (m) ASTM/CSA ("") 2,5 × 3,0 4,1 × 4,6 13-5 × 15-1
	EN 1176 (m) ASTM/CSA ("") 0,38 1-3
	2-12



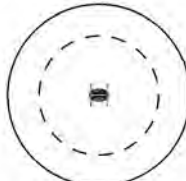
Number

90.261

	(m) 0,6 × 0,6 × 1,4 (") 2-0 × 2-0 × 4-8
	EN 1176 (m) ASTM/CSA (m) ASTM/CSA ("") 3,2 × 3,2 4,8 × 4,8 15-9 × 15-9
	EN 1176 (m) ASTM/CSA ("") 0,4* 1-2
	2-12
	Berlin, Germany

Our numbers are small, yet stylish rockers, available in the shape of all the numerical digits. Each number contains a smart rocking mechanism that withstands the weight of multiple users.

\* Free fall height of the Numbers may vary



Number.0

90.261.000



Number.1

90.261.010



Number.2

90.261.020



Number.3

90.261.030



Number.4

90.261.040



Number.5

90.261.050



Number.6

90.261.060



Number.7

90.261.070



Number.8

90.261.080



Number.9

90.261.090






# HodgePodge Sports






This is where it gets sporty! Pull-ups, dips, and push-ups: expand the range of your park or playground with our large and small calisthenics installations for the physical activity of young people and adults or with smaller elements such as horizontal bars or Bouncers.

Not all equipment shown in this section may have made it into the ASTM F1487 standard yet.

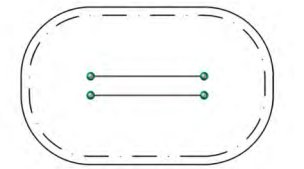


## Parallelo

95.172.475






	(m) ('")	3,3 × 0,8 × 1,6 10-7 × 2-5 × 5-0
	EN 1176 (m) ASTM/CSA (m) ASTM/CSA ('")	3,8 × 6,3 6,7 × 4,2 21-11 × 13-8
	EN 1176 (m) ASTM/CSA ('")	1,42 4-8
		5-12
		Berlin, Germany

Enriching Olympics for decades, finally the parallel bars are available for public spaces and for more than just gymnastics classes.

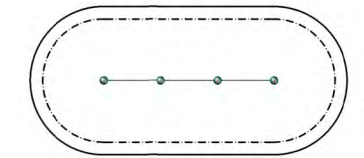


## Horizonto.3

95.190.010

	(m) ('")	4,8 × 0,3 × 1,6 15-6 × 0-9 × 5-3
	EN 1176 (m) ASTM/CSA (m) ASTM/CSA ('")	7,7 × 3,2 8,4 × 3,9 27-5 × 12-8
	EN 1176 (m) ASTM/CSA ('")	1,52 5-0
		5-12
		Hannover, Germany

These three horizontal bars are adjustable and suitable for any bar exercises.




Also as  
Horizonto.2

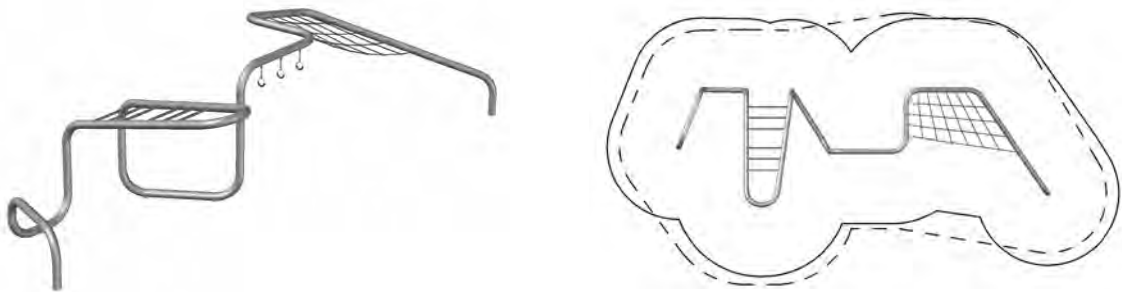



Calisthenics.02

95.190.481


	(m) ('-")	3,2 × 9,9 × 2,4 10-5 × 32-6 × 7-10
--	--------------	---------------------------------------

Calisthenics.02 combines climbing and calisthenics in one and looks good into the bargain! Whether pull-ups or hand-over-hand moves: fitness fans will be spoiled for choice when using this piece of apparatus, which is more than 30 feet long. Calisthenics.02 is just one of many possible variants: the color, shape and functionality can be tailored to your specific requirements to fit in with your surroundings, whether urban or natural. Get in touch with us about your wishes!



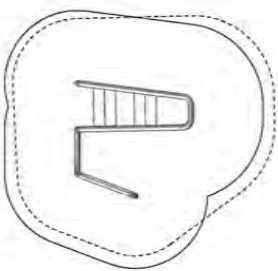
Calisthenics.05

95.190.713

	(m) ('-")	3,1 × 3,2 × 2,4 10-3 × 10-5 × 7-10
--	--------------	---------------------------------------


Berlin,  
Germany

This small calisthenics facility can complement a playground well and is also a success for the adults: pull-ups and dangles with different distances.




Calisthenics.03

95.190.564


	(m) ('-")	9,4 × 4,8 × 3,2 30-10 × 15-6 × 10-4
---	--------------	--

Berlin,  
Germany




Calisthenics.04

95.190.507

	(m) ('-")	5,7 × 4,8 × 3,3 18-6 × 15-6 × 10-8
---	--------------	---------------------------------------

Calisthenics.04 offers countless fitness opportunities on horizontal bars of different heights, a balance bar, wall bars, and a monkey swing. The modular nature of the system, with its posts and Terranos-Clamps, allows for the creation of multifaceted calisthenics equipment of any size.





Bouncers.01

90.660.012.410.5


(m) 0,94 x 0,94  
('") 3-1 x 3-1

EN 1176 (m) 3,94 x 3,94

EN 1176 (m) 1

2-12

Berlin, Germany



32  
Inclusive  
Play



Bouncers.02

90.660.012.410.6


(m) 1,44 x 1,44  
('") 4-9 x 4-9

EN 1176 (m) 5,44 x 5,44

EN 1176 (m) 1

2-12

Berlin, Germany



Bouncers.03

90.660.012.410.7

(m) 0,92 x 0,92  
('") 3-1 x 3-1

EN 1176 (m) 3,93 x 3,93

EN 1176 (m) 1

2-12

Bouncers.04

90.660.012.410.8

(m) 1,43 x 1,43  
('") 4-9 x 4-9

EN 1176 (m) 5,44 x 5,44

EN 1176 (m) 1

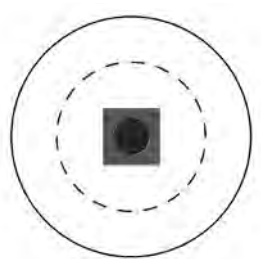
2-12

Play, sports, learning, and therapy are just a few keywords that belong to Bouncers. With growing popularity, they are hardly thinkable off the playground. The devices are characterized by a joint-gentle jump, as well as a pleasant fall and landing behavior. They are optimally tailored to the body of adolescent children.

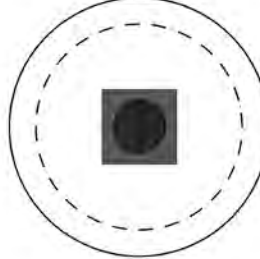
The Bouncers are available in different sizes. Round, square, and rectangular shapes – there will be something for every design concept.



Can be  
embedded into  
Poured-in-Place  
Surfacing



Bouncers.03



Bouncers.04



Available  
in different  
Shapes










# HodgePodge

## Climbing, gliding and balancing

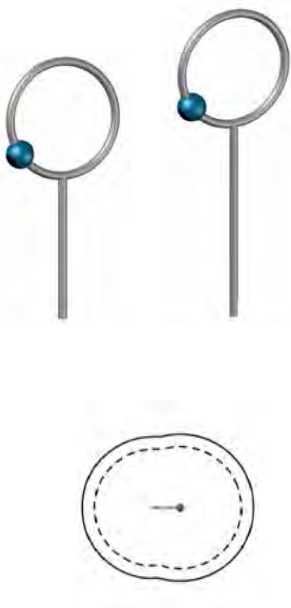
Climbing in spatial nets offers the opportunity to gain initial experience of climbing in three-dimensional space. This promotes spatial imagination. Balancing on ropes, wobbly walking or even crawling on rubber bridges or concentrated walking over a close-meshed net trains balance and prepares toddlers for the next stage of development.

### Cherry.100

90.160.201

	(m) (")	0,9 × 0,2 × 1,9 2-10 × 0-8 × 6-1
	EN 1176 (m) ASTM/CSA (m) ASTM/CSA ("")	3,9 × 3,2 4,6 × 3,9 14-10 × 12-8
	EN 1176 (m) ASTM/CSA ("")	1,0 3-4
		2-12
		Berlin, Germany

The Cherry.100 is a neat little climbing element that rewards you with some relaxing feet dangling in the upper ring. It is a challenge, especially for smaller kids as the climb is 3 feet high.








### Cherry.140

90.160.202

### Orbit.01

90.160.210.000.01






	(m) (")	3,1 × 1,8 × 0,3 10-0 × 5-10 × 0-10
	EN 1176 (m) ASTM/CSA (m) ASTM/CSA ("")	6,1 × 4,8 6,7 × 5,5 22-0 × 17-11
	EN 1176 (m) ASTM/CSA ("")	0,25 1-0
		2-12
		Berlin, Germany

The Orbit.01 is a curvy balancing trail. Children love to balance and even adults will appreciate a quick balancing exercise.




### Orbit.02

90.160.210.000.02

	(m) (")	1,8 × 4,7 × 0,3 5-10 × 15-5 × 0-10
	EN 1176 (m) ASTM/CSA (m) ASTM/CSA ("")	4,8 × 7,7 5,5 × 8,4 17-11 × 27-5
	EN 1176 (m) ASTM/CSA ("")	0,25 1-0
		2-12
		Lichtaart, Belgium






The Orbit.02 has one curve more than the Orbit.01. It's designed for users who like having a longer balancing challenge from one end to the other.



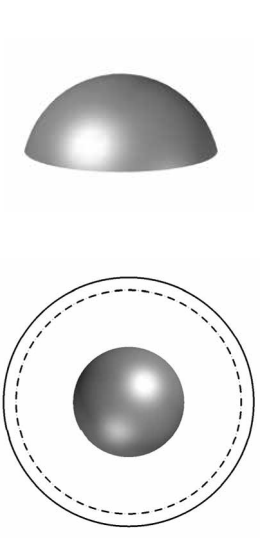


Dome.03

90.260.703

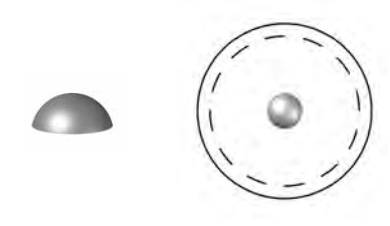
	(m) 2,9 × 2,9 × 1,0 (") 9-4 × 9-4 × 3-4
	EN 1176 (m) 5,9 × 5,9 ASTM/CSA (m) 6,5 × 6,5 ASTM/CSA ("") 21-4 × 21-4
	EN 1176 (m) n. a. ASTM/CSA ("") n. a.
	5-12
	New York City, USA

The Dome.03 has a diameter of approximately 10 feet and is a veritable climbing and sliding mount for school age kids.



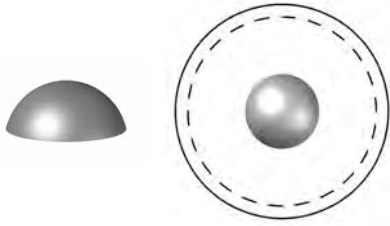
Dome.01

90.260.701








Dome.02

90.260.702

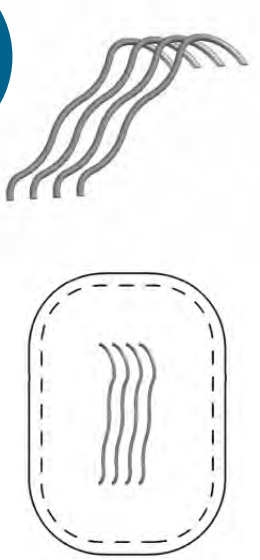


White Water.04

90.260.601

	(m) 3,8 × 1,6 × 2,3 (") 12-4 × 5-0 × 7-6
	EN 1176 (m) 6,8 × 4,6 ASTM/CSA (m) 7,5 × 5,2 ASTM/CSA ("") 24-4 × 17-0
	EN 1176 (m) 0,6 ASTM/CSA ("") 2-0
	5-12
	Budapest, Hungary

The White Water.04 enables sliding fun somewhere between Niagara Falls and your typical mountain stream. It is a raging rapid for more than one user.



White Water.02

90.260.602








White Water.03

90.260.603




Spirelli.01

90.260.401






	(m) 0,3 × 0,3 × 2,9 (") 1-0 × 1-0 × 9-6
	EN 1176 (m) 3,3 × 3,3 ASTM/CSA (m) 4,0 × 4,0 ASTM/CSA ("") 13-0 × 13-0
	EN 1176 (m) 1,4 ASTM/CSA ("") 4-7
	5-12
	Berlin, Germany

This sculptural-looking noodle is a climbing pole if you want it to be. Almost like a piece of art to play with. Who said that a climbing pole must be straight?

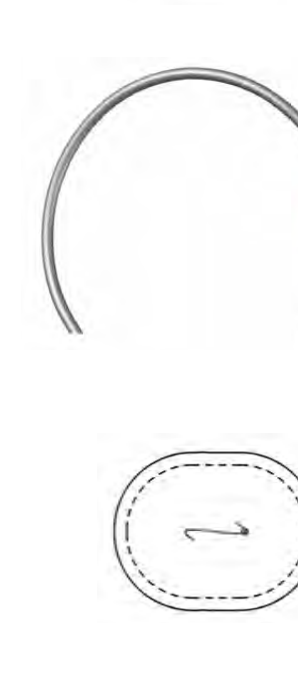


Spirelli.02

90.260.402






	(m) 1,8 × 0,5 × 1,4 (") 5-8 × 1-7 × 4-6
	EN 1176 (m) 4,8 × 3,5 ASTM/CSA (m) 5,4 × 4,2 ASTM/CSA ("") 17-8 × 13-7
	EN 1176 (m) 1,4 ASTM/CSA ("") 4-6
	5
	Berlin, Germany

A noodle as climbing and exercise equipment. A curvy, stainless steel frame with an aluminum ball makes a chin-up bar look special.



Champignon.60

90.160.226

	(m) 0,2 × 0,2 × 0,6 (") 0-8 × 0-8 × 2-0
	EN 1176 (m) 3,2 × 3,2 ASTM/CSA (m) 3,9 × 3,9 ASTM/CSA ("") 12-8 × 12-8
	EN 1176 (m) 0,6 ASTM/CSA ("") 2-0
	2-12
	Berlin, Germany

Having a whole set with all the three sizes is a nice arrangement good for every place in the park.



Champignon.40

90.160.224

Champignon.80

90.160.228



# HodgePodge Satellights

Just playing on rope play equipment is a lot of fun for children, but also promotes their skills and competencies. What if there was a rope play structure that had interactive properties, offering even more learning opportunities and fascination? That's exactly what our new innovative product Satellights does. Children can experience an exciting interactive game on the rope with Satellights. There is no need for external power supply or batteries, making the use of this play equipment 100 % sustainable. The energy you need to play is generated by simply turning the wheel of a console right next to the play structure. Running the power supply cable inside the rope enables the drive of discs that had light incorporated into them and glow differently depending on the chosen game



**Human Powered**  
The Satellights do not need an external power supply or batteries, making the interactive play 100 % sustainable. With just a few turns of the wheel, the game can begin, which is playfully announced over the loudspeaker in English or German. Let's go!



**Play Variation**  
Depending on whether you step on or touch the red, green, or blue disc, you start one of the three games: Speed Test, Reaction or Lights Out.

option. This way, the durable components and technologies of our play equipment are combined with the innovative solutions of interactive play.

Children can choose from three games – Reaction, Lights Out and Speed Test – and train their fitness, coordination, balance, motor skills, reaction, attention, and other physical and cognitive skills while playing. They also develop their social skills, interpersonal communication, team spirit, and cooperation.

In addition, the Satellights are weather resistant and can be installed both outdoors and indoors.




**Rope Upgrade**  
The low voltage runs through multiple insulated inner steel strands and powers the LED lighting integrated into the discs.



**Charlotte-Connector**  
The energy generated by users runs from the console through several power supply cables, which are distributed to the corresponding rope through a buried steel tube. Thanks to the patented Charlotte-Connector, the ends of the ropes disappear into the bottom tube, eliminating visible crimps and hooks in the construction.



**Satellights can be used both as an Add-on Component to our Product Lines and as a Stand-alone Play Equipment indoor and outdoor.**



## Satellights.01

90.340.127

	(m) ('")	0,3 x 3,3 x 3,2 0-11 x 10-7 x 10-4
	EN 1176 (m) ASTM/CSA (m) ASTM/CSA ('")	3,3 x 6,3 3,9 x 6,9 12-9 x 22-7
	EN 1176 (m) ASTM/CSA ('")	1,22 4-1
		2-12

Red, green, or blue – which game shall we play today? Whether you are testing reaction, agility, or endurance – with Satellights.01, you can have a playful challenge and lots of fun alone or with friends! The Satellights require a relatively small footprint and are perfect for placement in small urban areas, pedestrian zones, or shopping malls.

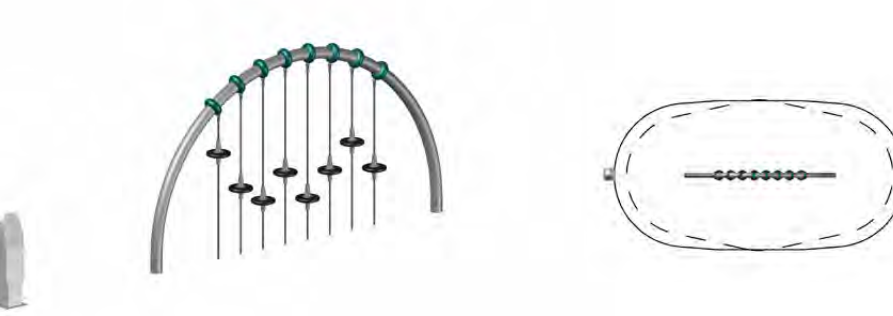


## Satellights.02

90.340.128

	(m) ('")	0,3 x 4,1 x 2,3 0-11 x 13-3 x 7-4
	EN 1176 (m) ASTM/CSA (m) ASTM/CSA ('")	4,0 x 7,1 4,0 x 7,7 12-11 x 25-3
	EN 1176 (m) ASTM/CSA ('")	2,13 7-0
		2-12

The organic design of Satellights.02 combined with interactive light elements are a great addition for every playground. Interactive, modern, sustainable, and absolutely unique on the market.










# HodgePodge

## Mixed

In our Mixed category, you will find products that are a little out of the line due to their use. Here we have, Speedways, a Sand Workshop, and free-standing small climbing elements that complement any playground.

### Speedway

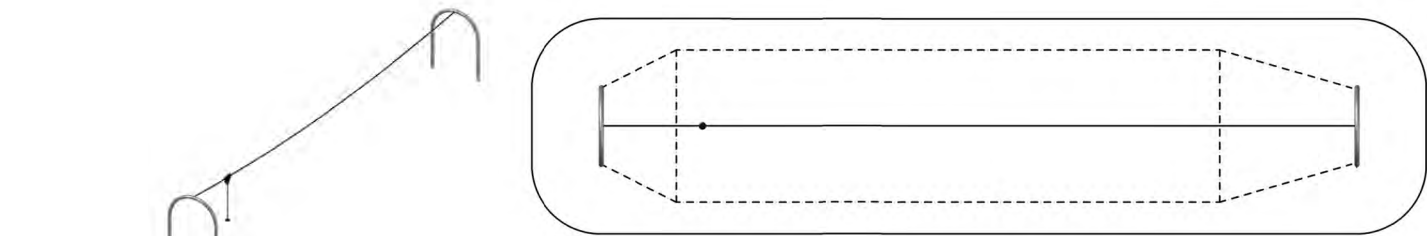
97.110.004

	(m) (")	30,2 x 2,2 x 3,2 98-11 x 7-3 x 10-5
	EN 1176 (m) ASTM/CSA (m) ASTM/CSA ("")	30,2 x 4,0 33,8 x 5,9 110-11 x 19-2
	EN 1176 (m) ASTM/CSA ("")	1,0 6-8
		5-12
		Peyrolles, France

All you need is speed. The cable ride is a fun game in an attractive design without bulky supports. Two big steel arches allow a more open design. The cable ride requires sufficient ground clearance and is available in different lengths up to 108 feet. Dimensions are slightly different if equipped with a launch platform.



Speedway  
equipped  
with a Launch  
Platform  
97.110.013



### Speedway

97.110.004






### Speedway.013

97.110.013

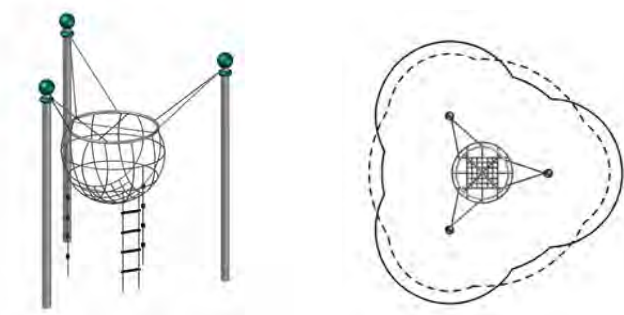
Available  
in different  
Lengths up to  
108 feet

### Wasp's Nest.120

95.200.120

	(m) (")	3,3 x 2,9 x 3,8 10-8 x 9-5 x 12-3
	EN 1176 (m) ASTM/CSA (m) ASTM/CSA ("")	6,3 x 6,4 7,0 x 6,6 22-8 x 21-5
	EN 1176 (m) ASTM/CSA ("")	2,5 8-3
		5-12
		Greensboro, USA





Inside this big netball, formed by a special spring-core cable, kids rise above all the action. It's a great place to observe the playscape or to have a chat or just to let the mind wander. Available with or without balls on the post.



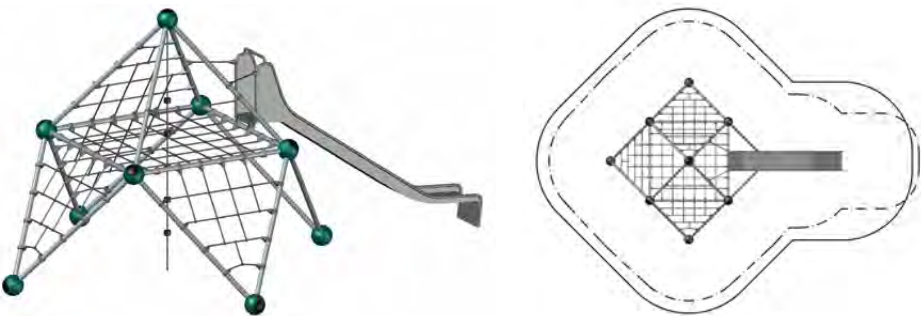
Can be  
embedded in  
every Terranos  
Landscape

### Net House.02

90.130.003

	(m) (")	6,3 x 4,4 x 3,2 20-7 x 14-5 x 10-5
	EN 1176 (m) ASTM/CSA (m) ASTM/CSA ("")	9,8 x 7,4 8,1 x 10,0 32-7 x 26-5
	EN 1176 (m) ASTM/CSA ("")	1,58 5-7
		5-12






Six triangular nets and a net platform turn the frame of a Mars structure into a net house. In combination with the central climbing rope and the slide, the combination is a challenging play structure ideal for small spaces.



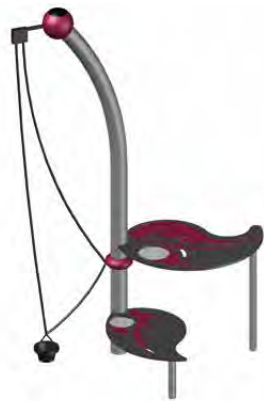


Sand Workshop

96.180.094

	(m) 1,3 x 2,1 x 3,2
	(ft.) 4-0 x 5-10 x 10-3
	EN 1176 (m) 4,3 x 4,8
	ASTM/CSA (m) 4,9 x 5,5
	ASTM/CSA (ft.) 16-0 x 17-10
	EN 1176 (m) 0,97
	ASTM/CSA (ft.) 3-3
	5-12
	Genk, Belgium

Whether it's a construction site, bakery, or gravel plant: the bucket on the chain hoist of the sand workshop offers countless possibilities for role-playing games.



116  
Can be integrated  
in every Playhouse,  
Spooky Rookies







# UFOs

Spatial nets in pentagonal frames



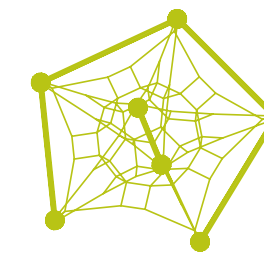




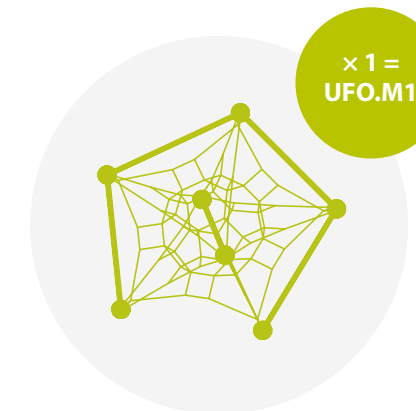
# Basics UFOs

With the UFOs, children of all ages can explore, play, and climb galaxies where no children have gone before – for even more fun-filled adventures. The pentagonal Framework frame of stainless steel tubes – connected via hollow aluminum balls – surrounds a spatial net tensioned by means of a spreader bar.

All fastening elements are safely housed inside the system balls. The rope crossing points are fixed by means of corrosion resistant, drop forged ball knots made of aluminum. The special spherical shape excludes entrapments and entanglements. The compact UFOs can be combined to produce larger and more complex fleets.



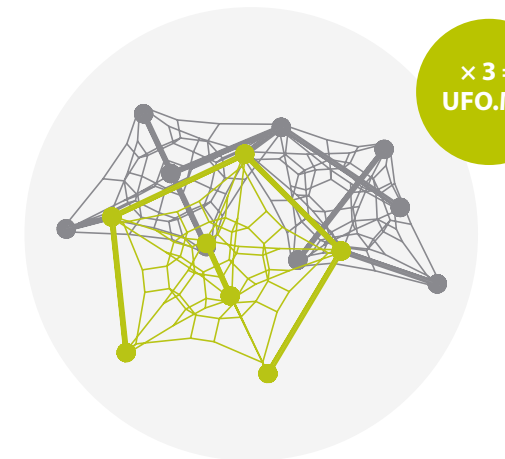
Basic Shape



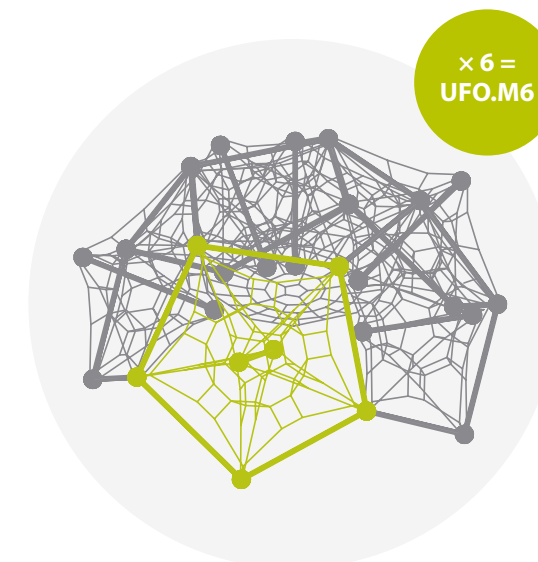
x 1 =  
UFO.M1



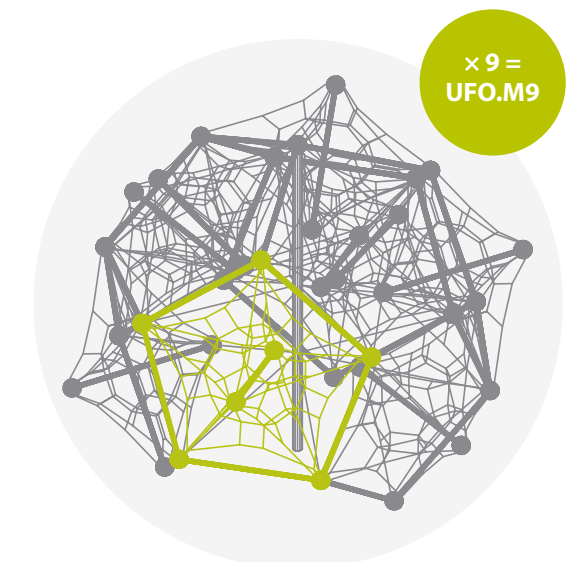
x 2 =  
UFO.M2



x 3 =  
UFO.M3



x 6 =  
UFO.M6



x 9 =  
UFO.M9





## UFO.M6

90.220.060



(m) 6,2 × 6,1 × 4,2  
(ft) 19-11 × 19-5 × 13-7



EN 1176 (m) 9,7 × 9,5  
ASTM/CSA (m) 9,8 × 9,6  
ASTM/CSA (ft) 31-11 × 31-5



EN 1176 (m) 2,28  
ASTM/CSA (ft) 7-6

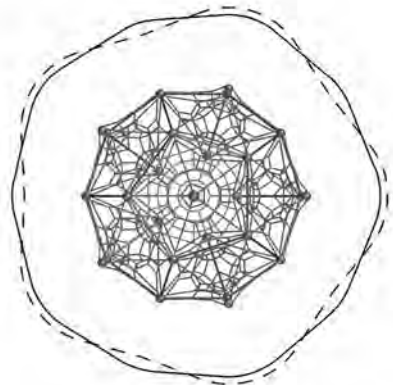
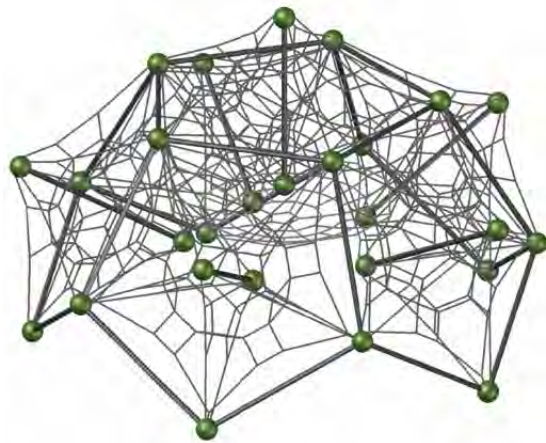


5-12



New York City,  
USA

Six units together form this play paradise.








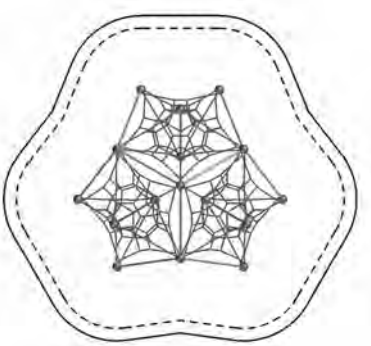
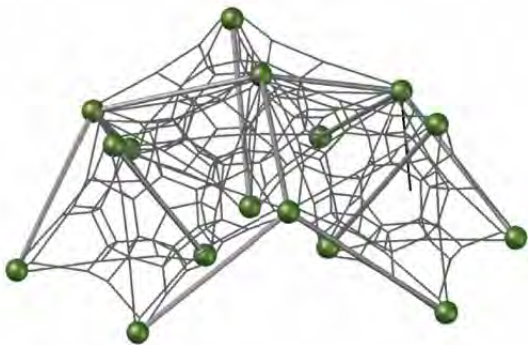




UFO.M3

90.220.030

	(m) ("m")	5,0 × 5,7 × 2,2 16-2 × 18-7 × 7-0
	EN 1176 (m) ASTM/CSA (m) ASTM/CSA ("m")	8,0 × 8,7 8,6 × 9,4 28-2 × 30-7
	EN 1176 (m) ASTM/CSA ("m")	1,93 6-4
		5-12
		Singen, Germany




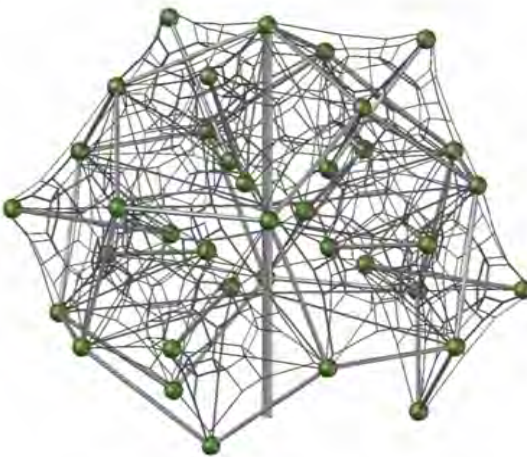
The version with three modules is a great challenge for little climbers.



UFO.M9

90.220.090

	(m) ("m")	5,9 × 6,8 × 5,1 19-5 × 22-3 × 16-7
	EN 1176 (m) ASTM/CSA (m) ASTM/CSA ("m")	10,9 × 11,8 9,6 × 10,5 31-5 × 34-3
	EN 1176 (m) ASTM/CSA ("m")	3,0 9-11
		5-12
		San Francisco, USA





109

A whole galaxy, challenging for anybody trying to discover it.

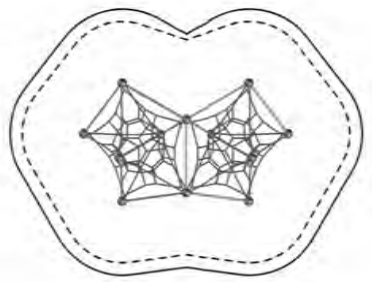


UFO.M2

90.220.020

	(m) 5,7 × 3,4 × 2,2 (") 18-7 × 11-1 × 7-0
	EN 1176 (m) 8,7 × 6,4 ASTM/CSA (m) 9,4 × 7,1 ASTM/CSA ("") 30-7 × 23-1
	EN 1176 (m) 2,12 ASTM/CSA ("") 7-0
	5-12
	Dallas, USA

Two UFO.M1 units share one pipe and two balls to make a nice little climbing combination.



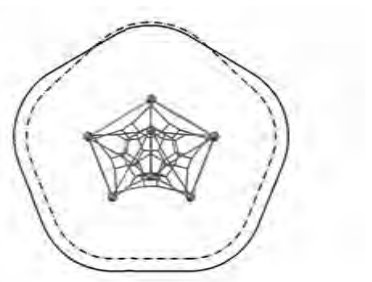
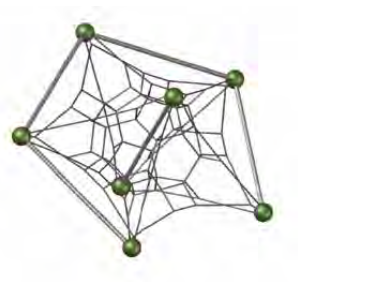
UFO.M1

90.220.010

	(m) 3,6 × 2,9 × 2,2 (") 11-10 × 9-3 × 7-0
	EN 1176 (m) 6,6 × 6,3 ASTM/CSA (m) 7,3 × 6,5 ASTM/CSA ("") 23-10 × 21-3
	EN 1176 (m) 2,12 ASTM/CSA ("") 7-0
	5-12
	Køge, Denmark



This is the basic unit for all UFOs.







# Twist & Shout


Customizable play sculptures with planar nets and  
multiple add-on possibilities





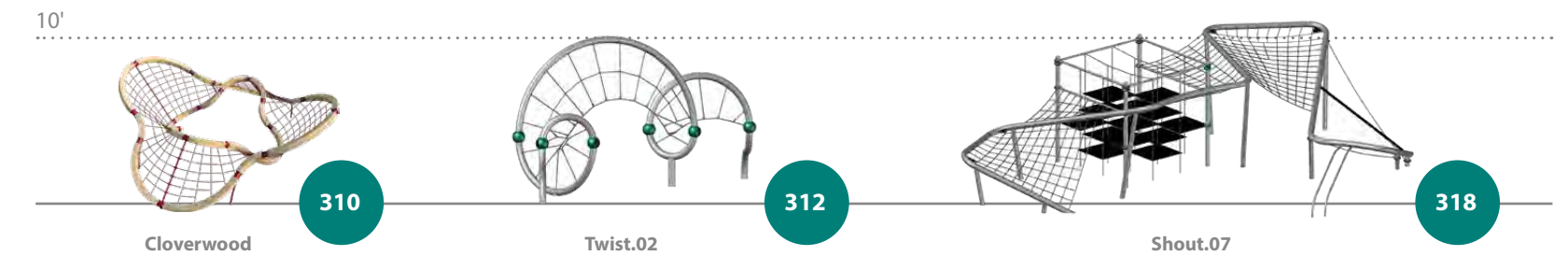
# Basics

## Twist & Shout



With its helical shape, the product Twist adapts to any landscape. Arches of different sizes can be combined at various angles. Whether the climbing structure is 16 or 1,600 feet long, the net made of original Berliner Rope provides continuous climbing fun for young and old alike on a varied and challenging climbing course. The patented Charlotte-Connector lets the rope disappear in the frame and simplifies the tensioning process.

Shout's steel frames run parallel. Whether they rejoin after looping or protrude tongue-like into the landscape is left entirely to your own creativity. Beyond the nature of its design, Shout also offers countless add-on components. Why not be inspired by our add-on components of the Univers product line on page 188 or contact us directly.




### Add-on Components for Twist & Shout


The Configuration of the Add-on Components can vary depending on the Product and the Customer's Request.



Hammock



Rubber Mats



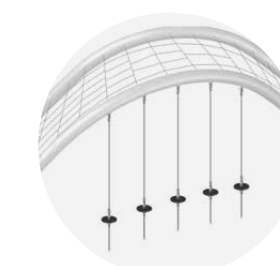
HDPE Panels



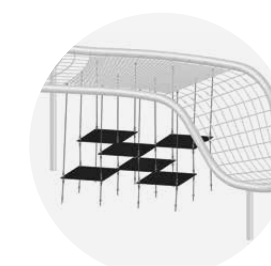
Climbing Plates



Climbing Rope



Rocking Plates



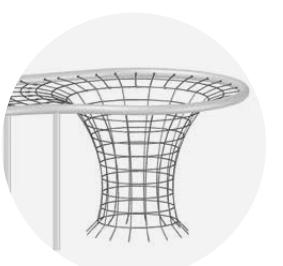
Chessboard Field



Nest Seat



Rope Ladder




Net Funnel



# Twist & Shout Cloverwood

Playgrounds and art can be combined wonderfully in public spaces, as is proven by one of our latest innovations. Thanks to the warmth of its wood and its undulating curves, Cloverwood is inviting and aesthetically appealing all at once. Both the frame and the flat netting offer playground fans an exciting challenge where users can climb, relax, and balance. When seen from above, it takes the form of a four-leafed clover. This lucky cloverleaf shape has a particular meaning for us at Berliner, since it finds representation in the aluminum


fixture we developed for our spatial net structures, the so-called Cloverleaf Ring – a symbol of safety and technical innovation. The frame is made of laminated larch, across which the rope netting is stretched. The ropes are tensioned by the patented Charlotte-Connector, used in a wooden frame for the first time. Through steel connectors, Cloverwood achieves its interesting shape and stability.




**Support Rods**  
Support rods between the inner and outer wooden rings ensure a balanced static system. Through clever incorporation of the rods into the net construction, the dynamics of the overall design is not compromised.




**Charlotte-Connector**  
The addition of a sleeve to the basic form of the tried and tested Charlotte-Connector enables it to pass through the wooden segment. The connection between rope and wood is encapsulated in this sleeve, thereby ensuring that any pressings or hooks remain invisible. The rope ends can thereby be fitted, adjusted, and re-tightened very easily.



**Steel Connectors**  
Steel connectors ensure a load-bearing connection between the individual wooden segments. The round cross-section of the connecting elements enables various angles of alignment between the constituent parts of the frame, thereby guaranteeing a precision fit every time.



**Wood**  
Cloverwood's frames are constructed of laminated timber. This glued wood construction is particularly durable and possesses excellent load-bearing properties. Since it is made from dried wood and is multi-layered, it contains next to no cracks.

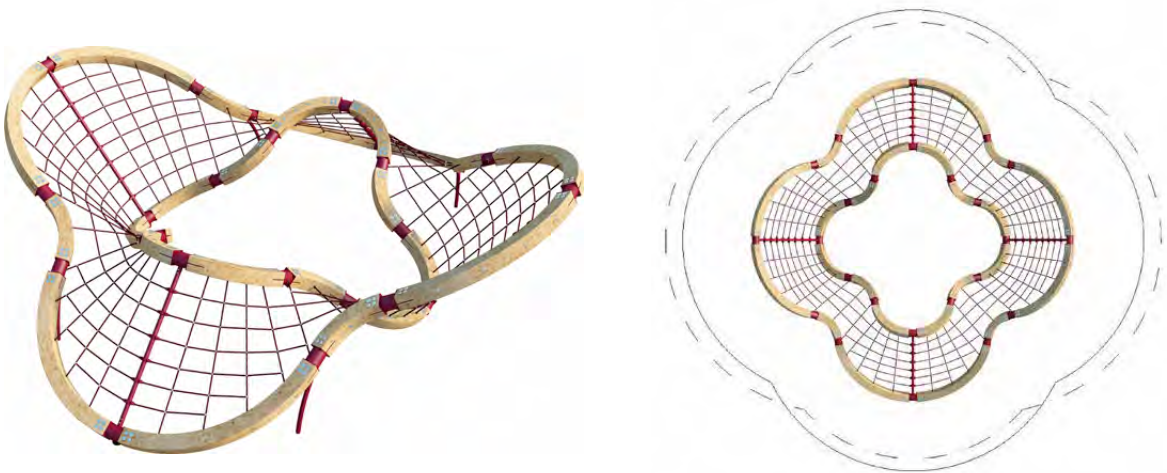


32  
Inclusive  
Play

Cloverwood

90.100.043.4

	(m) 8,7 × 8,7 × 2,7
	("") 28-5 × 28-5 × 8-10
	EN 1176 (m) 11,7 × 13,3
	ASTM/CSA (m) 12,4 × 12,4
	ASTM/CSA ("") 40-5 × 40-5
	EN 1176 (m) 2,67
	ASTM/CSA ("") 8-10
	5-12
	Hamm, Germany







# Twist.01

90.297.001

	(m)	2,9 × 10,3 × 3,0
	("-")	9-6 × 33-10 × 9-8
	EN 1176 (m)	5,9 × 13,3
	ASTM/CSA (m)	6,6 × 14,0
	ASTM/CSA ("-")	21-6 × 45-10
	EN 1176 (m)	2,87
	ASTM/CSA ("-")	9-5
		5-12
		Berlin, Germany

Here's just one of the possibilities for you to design your own Twist. 30 feet in length, Twist.01 forms a real life obstacle course rising 10 feet into the air.

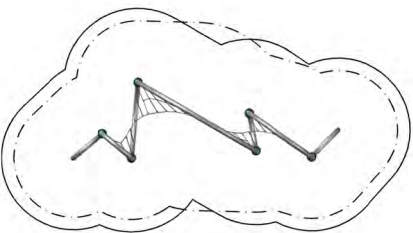
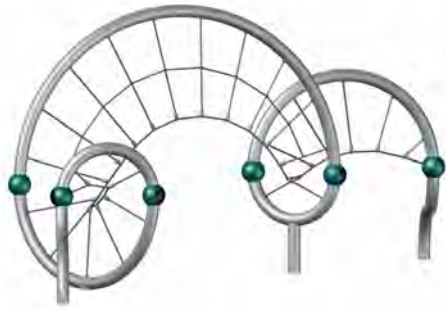
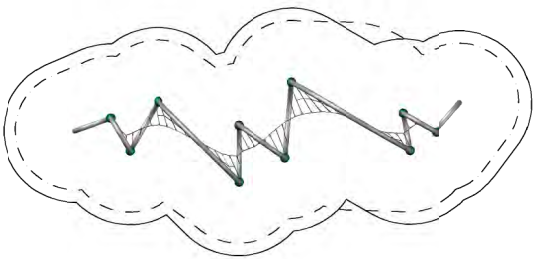
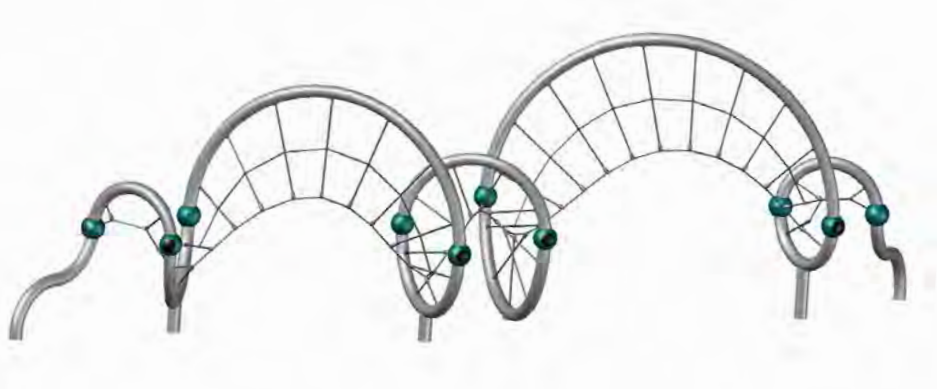
17



# Twist.02

90.297.002






	(m)	2,3 × 7,2 × 3,0
	("-")	7-5 × 23-5 × 9-8
	EN 1176 (m)	5,3 × 10,2
	ASTM/CSA (m)	5,9 × 10,8
	ASTM/CSA ("-")	19-5 × 35-5
	EN 1176 (m)	2,87
	ASTM/CSA ("-")	9-5
		5-12
		Budapest, Hungary



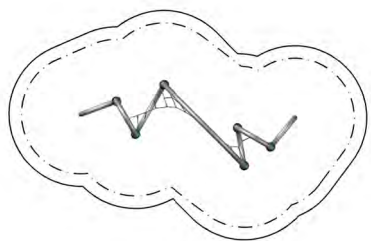
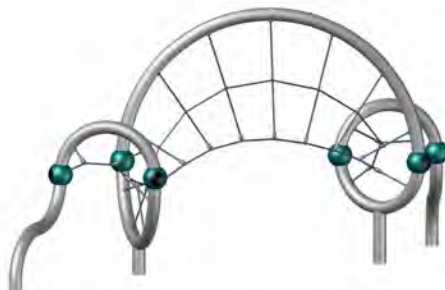


Twist.03

90.297.003





	(m) 2,4 × 5,8 × 2,7 (")- 7-10 × 19-0 × 8-8
	EN 1176 (m) 5,4 × 8,8 ASTM/CSA (m) 6,1 × 9,5 ASTM/CSA (")- 19-10 × 31-0
	EN 1176 (m) 2,57 ASTM/CSA (")- 8-6
	5-12
	Haltern am See, Germany

This smaller-sized incarnation of the Twist & Shout range of play equipment offers all sorts of climbing fun, including the possibility of climbing almost 10 feet into the air. Twist.03 will enhance every open space it is placed in.

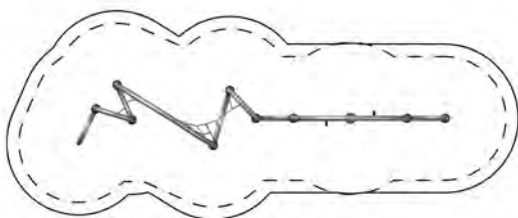
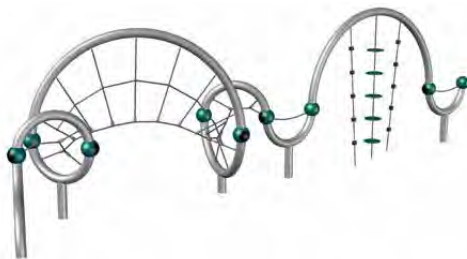
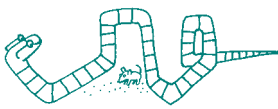


Twist.18

90.297.018






	(m) 1,9 × 9,9 × 2,7 (")- 6-1 × 32-5 × 8-8
	EN 1176 (m) 4,9 × 12,9 ASTM/CSA (m) 5,5 × 13,6 ASTM/CSA (")- 18-1 × 44-5
	EN 1176 (m) 2,02 ASTM/CSA (")- 6-8
	5-12

This Twist has a playful and dynamic appearance, its integrated climbing ropes posing an exciting challenge for children of all ages.

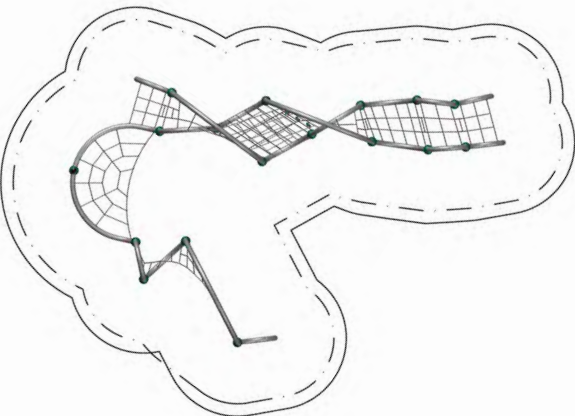
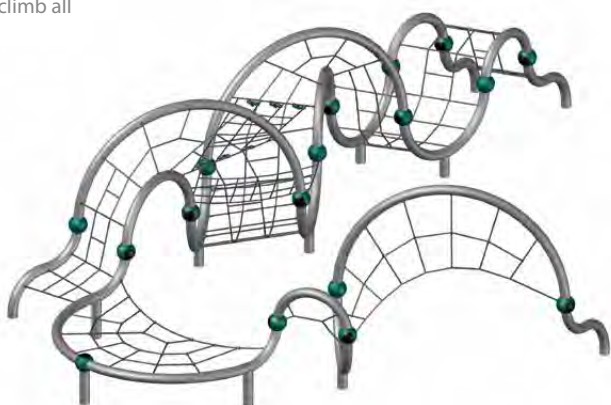


Twist.29

90.297.029

	(m) 9,4 × 9,4 × 2,7 (")- 30-8 × 37-7 × 8-8
	EN 1176 (m) 12,4 × 12,4 ASTM/CSA (m) 13,0 × 15,2 ASTM/CSA (")- 42-8 × 49-7
	EN 1176 (m) 2,64 ASTM/CSA (")- 8-8
	5-12
	Berlin, Germany

The planar net of this Twist winds along the tubes and invites the children to climb all along.







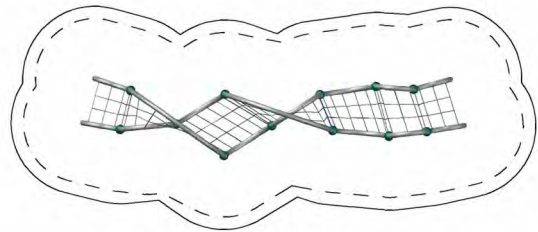
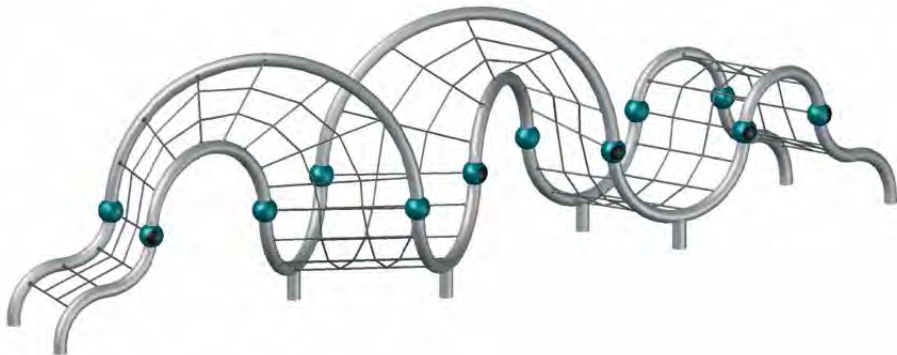
# Twist.04

90.297.004

	(m) (")	2,3 × 10,3 × 2,7 7-4 × 33-6 × 8-8
	EN 1176 (m) ASTM/CSA (m) ASTM/CSA ("")	5,3 × 13,3 5,9 × 13,9 19-4 × 45-6
	EN 1176 (m) ASTM/CSA ("")	2,31 7-8
		5-12
		Berlin, Germany



Two Twists intertwine like a strand of DNA, with a net stretched between them.

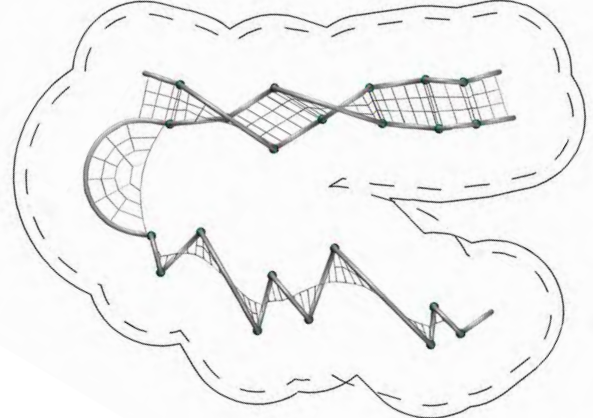
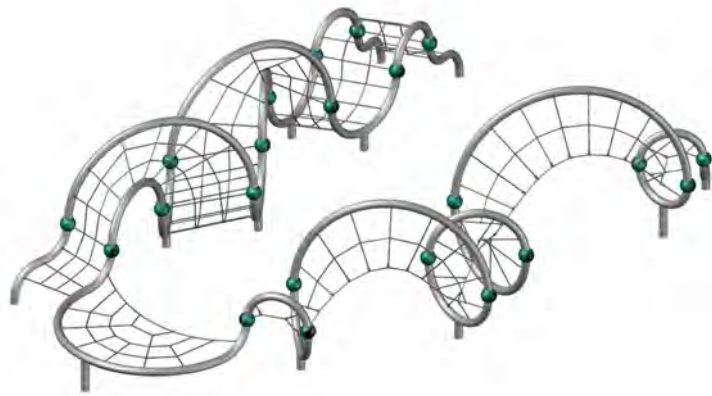


# Twist.05

90.297.005

	(m) (")	9,4 × 11,5 × 3,0 30-8 × 37-6 × 9-8
	EN 1176 (m) ASTM/CSA (m) ASTM/CSA ("")	12,4 × 14,5 13,0 × 15,2 42-8 × 49-7
	EN 1176 (m) ASTM/CSA ("")	2,87 9-5
		5-12
		Tampere, Finland

44


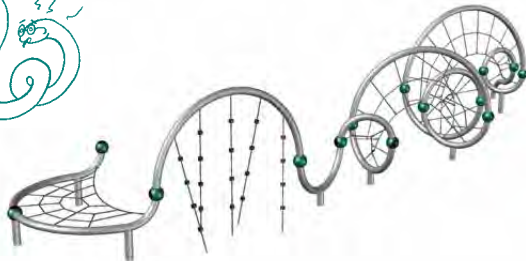


# Twist.15

90.297.015

	(m) (")	3,9 × 15,0 × 3,0 12-10 × 49-2 × 9-8
	EN 1176 (m) ASTM/CSA (m) ASTM/CSA ("")	6,9 × 18,0 7,6 × 18,7 24-10 × 61-2
	EN 1176 (m) ASTM/CSA ("")	2,94 7-5
		5-12
		The Hague, Netherlands






This Twist wriggles like a snake through the landscape, its sheer size enabling many children to be accommodated simultaneously. Who's going to make it through the diagonally mounted climbing ropes?





Shout.11

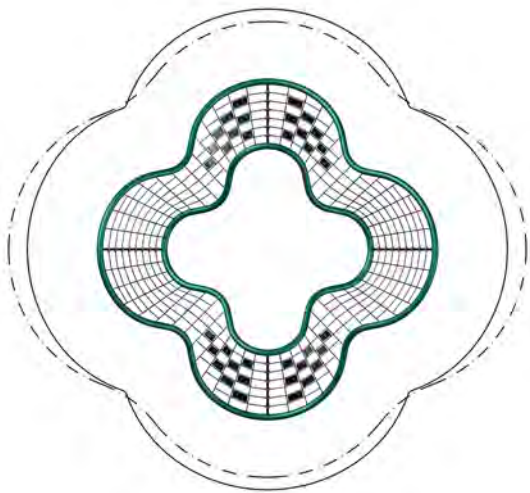

95.190.458

	(m) 9,1 × 9,1 × 2,9 (") 29-8 × 29-8 × 9-4
	EN 1176 (m) 12,1 × 13,7 ASTM/CSA (m) 12,7 × 12,7 ASTM/CSA ("") 41-8 × 41-8
	EN 1176 (m) 2,82 ASTM/CSA ("") 9-4
	5-12
	Munich, Germany

The shape of the Cloverleaf Ring of this Shout structure is even more recognizable from a bird's eye perspective. The basis of this play equipment was our Cloverwood play structure. Climbing Ropes and Rubber Mats with handles extend the play value.








32  
Inclusive  
Play



54  
Greenville

Shout.02

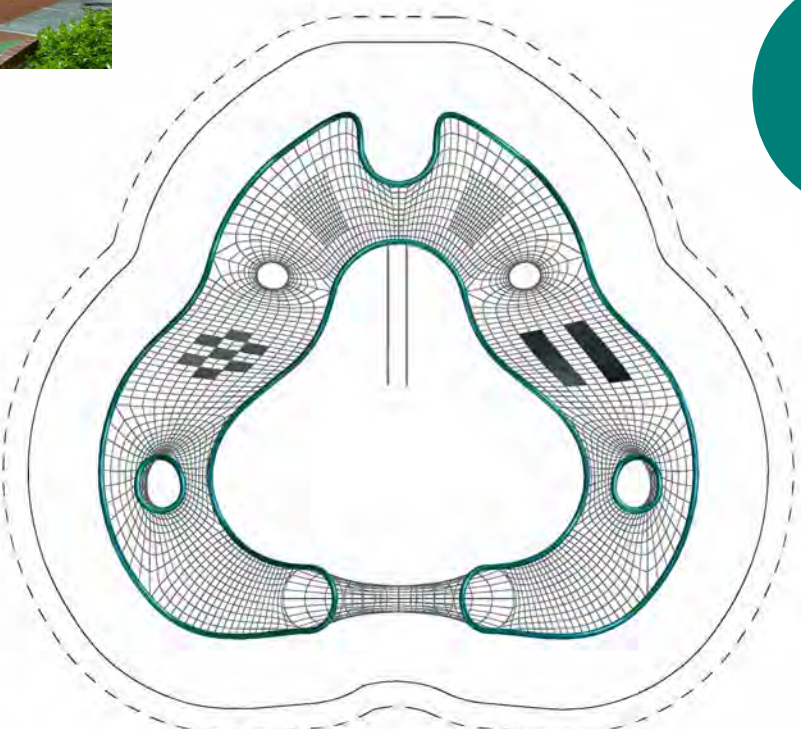
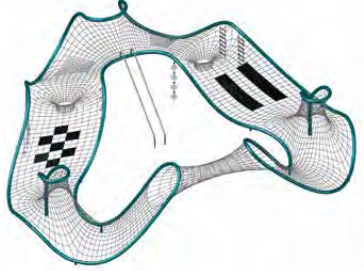
95.190.406

	(m) 16,0 × 14,2 × 3,0 (") 52-4 × 46-4 × 9-8
	EN 1176 (m) 19,0 × 17,5 ASTM/CSA (m) 19,6 × 17,8 ASTM/CSA ("") 64-4 × 58-4
	EN 1176 (m) 2,83 ASTM/CSA ("") 9-4
	5-12
	Singapore



205

Shout.02 combines a circular climbing structure with a net tunnel, resulting in a unique climbing environment.







### Shout.08

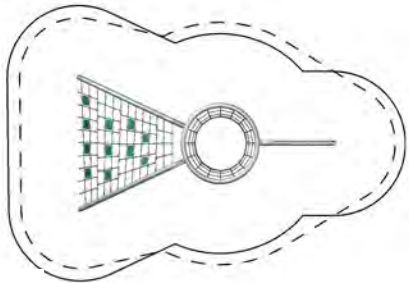
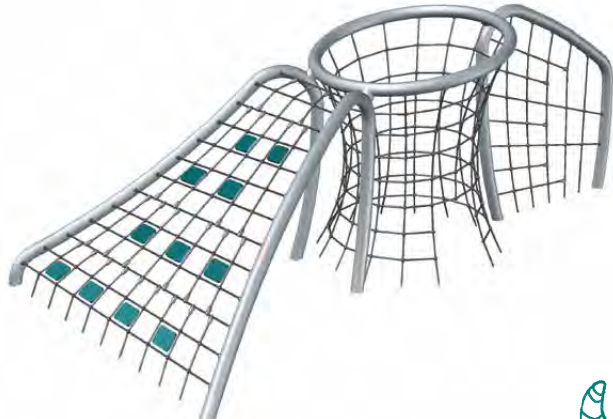
95.190.603

	(m) 3,6 × 6,9 × 2,5 (")- 11-10 × 22-7 × 8-1
	EN 1176 (m) 6,6 × 10,0 ASTM/CSA (m) 7,3 × 10,6 ASTM/CSA (")- 23-10 × 34-7
	EN 1176 (m) 2,38 ASTM/CSA (")- 7-10
	5-12
	Genk, Belgium



347  
Genk,  
CombiNation

Whether up or down, outside or inside, the funnel of Shout.08 can be climbed all around by many children at the same time and provides inspiration for role-playing games. An entry net and a vertical net are varied climbing alternatives.



### Shout.07

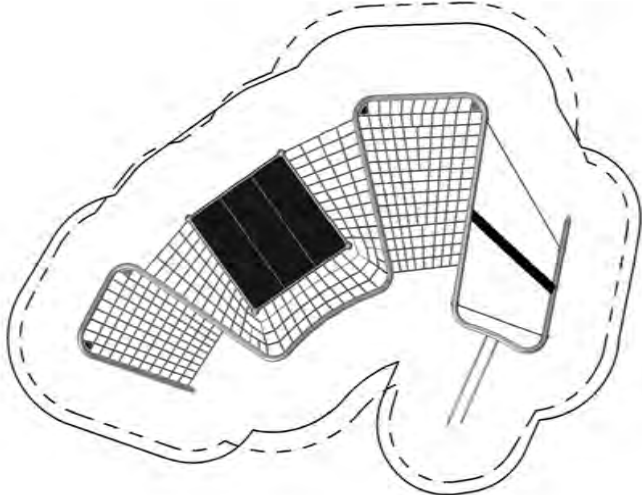
95.190.606

	(m) 13,1 × 12,7 × 3,2 (")- 42-11 × 28-10 × 10-4
	EN 1176 (m) 16,1 × 12,7 ASTM/CSA (m) 16,8 × 12,5 ASTM/CSA (")- 54-11 × 40-10
	EN 1176 (m) 2,8 ASTM/CSA (")- 9-3
	5-12
	Genk, Belgium



32  
Inclusive  
Play

Here comes the paradise of planar nets! Climb up and down at different angles of incline, while the integrated Chessboard Cube, made of Rubber Membranes, offers space to chill and bounce. Shout.07 is crowned by a Rubber Membrane Ascent, two Balancing Ropes, and a Banister



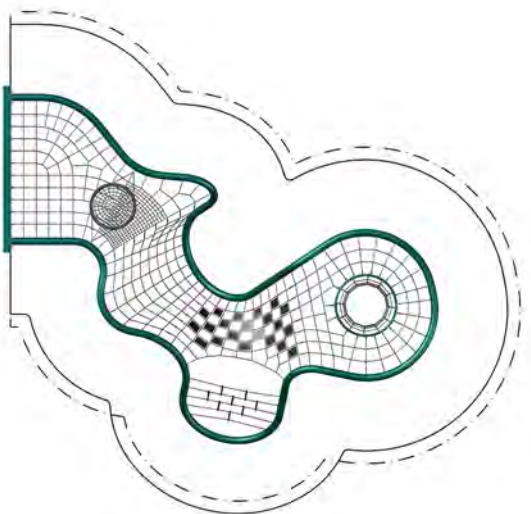
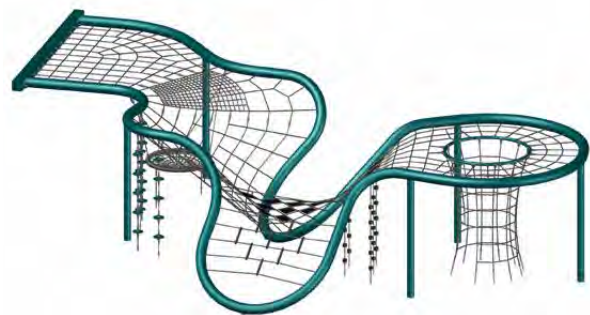




# Shout.12

95.190.480

	(m) ("m)	9,3 × 11,4 × 2,5 30-5 × 37-2 × 8,3
	EN 1176 (m) ASTM/CSA (m) ASTM/CSA ("m)	13,0 × 13,5 13,0 × 13,2 42-5 × 43-2
	EN 1176 (m) ASTM/CSA ("m)	2,5 8-3
		5-12
		Munich, Germany



# Shout.09

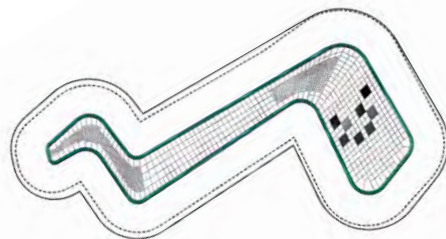
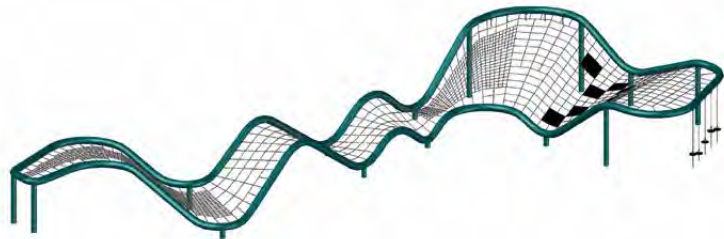
95.190.972

	(m) ("m)	17,4 × 11,5 × 2,1 57-0 × 37-6 × 6-11
	EN 1176 (m) ASTM/CSA (m) ASTM/CSA ("m)	20,7 × 14,5 21,1 × 15,1 69-0 × 49-6
	EN 1176 (m) ASTM/CSA ("m)	2,1 6-11
		5-12
		San Mateo, USA

This fascinating play sculpture wiggles like a giant snake, luring to climb it. The undulating curvatures, the different types of nets, Rocking Plates, and rubber membranes of this Shout result in a unique climbing landscape.



32  
Inclusive  
Play



1:400



# Shout.04

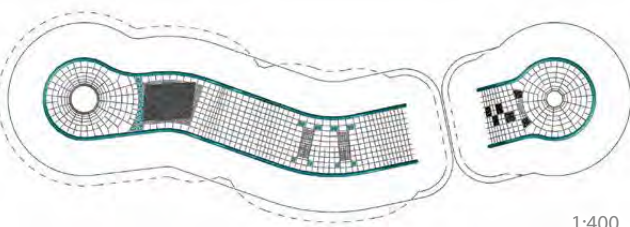
95.190.449

	(m) ("m)	29,3 × 6,4 × 2,9 96-0 × 20-8 × 9-6
	EN 1176 (m) ASTM/CSA (m) ASTM/CSA ("m)	10,6 × 33,5 10,0 × 33,0 32-9 × 108-1
	EN 1176 (m) ASTM/CSA ("m)	2,9 9-6
		5-12

Accessed by Rope Ladders or Climbing Ropes, this rope landscape protrudes by almost 100 feet into its surroundings. A net tunnel forms an entrance and exit at both ends.



32  
Inclusive  
Play



1:400





# Shout.06

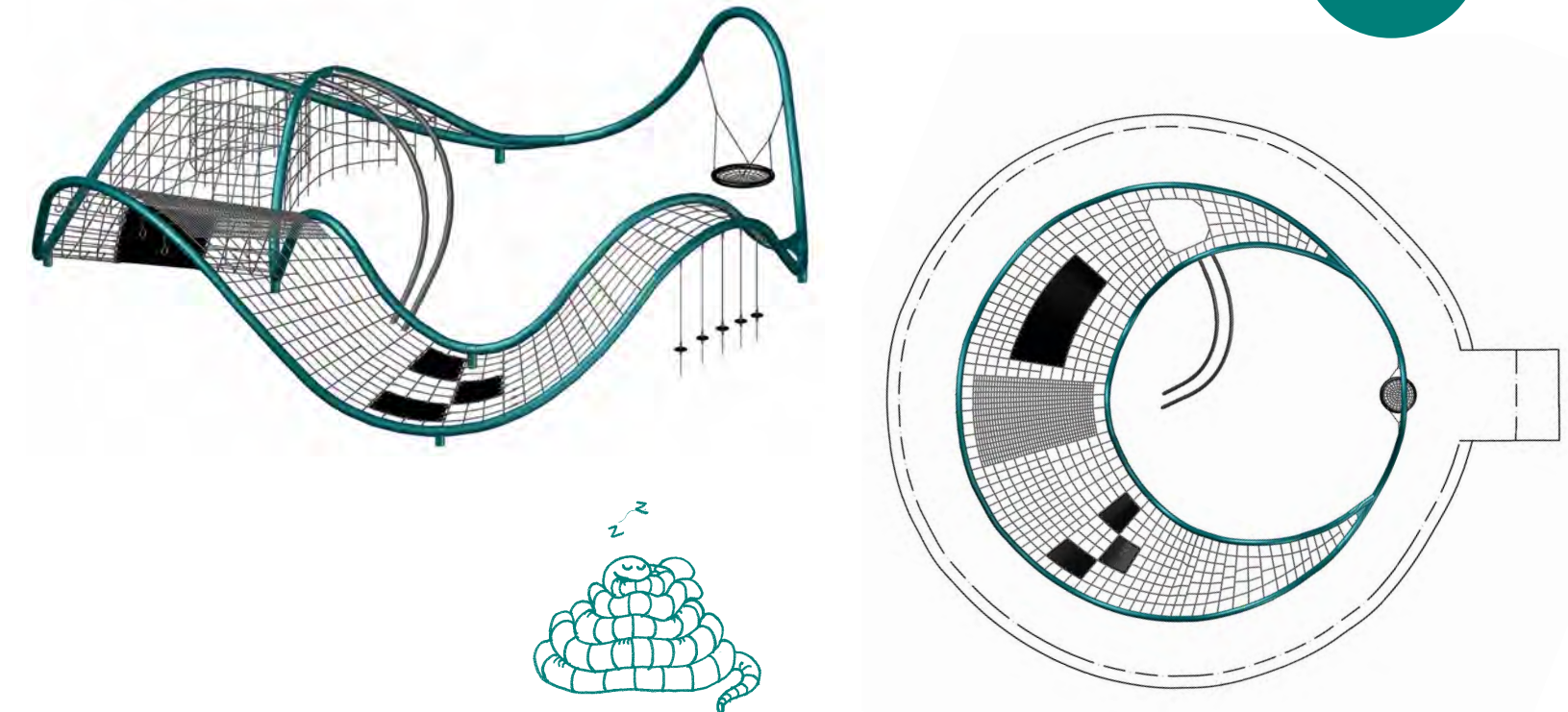
95.190.409

	(m) 12,1 × 12,4 × 3,1 (ft) 39-8 × 40-5 × 10-2
	EN 1176 (m) 15,1 × 16,8 ASTM/CSA (m) 15,8 × 18,2 ASTM/CSA (ft-in) 51-8 × 59-9
	EN 1176 (m) 2,99 ASTM/CSA (ft-in) 9-10
	5-12
	San Francisco, USA

The undulating curvatures of Shout.06 rise from 2 up to 10 feet with no visible upright posts. Different types of nets offer various degrees of challenge with plenty of footing and handholds for children to safely climb up and down, horizontally, and vertically. Banister and nest seat extend the play value to a maximum of variety.

32  
Inclusive  
Play

Photo: Courtesy of Fletcher Studios







# Geos

Multifunctional play domes!

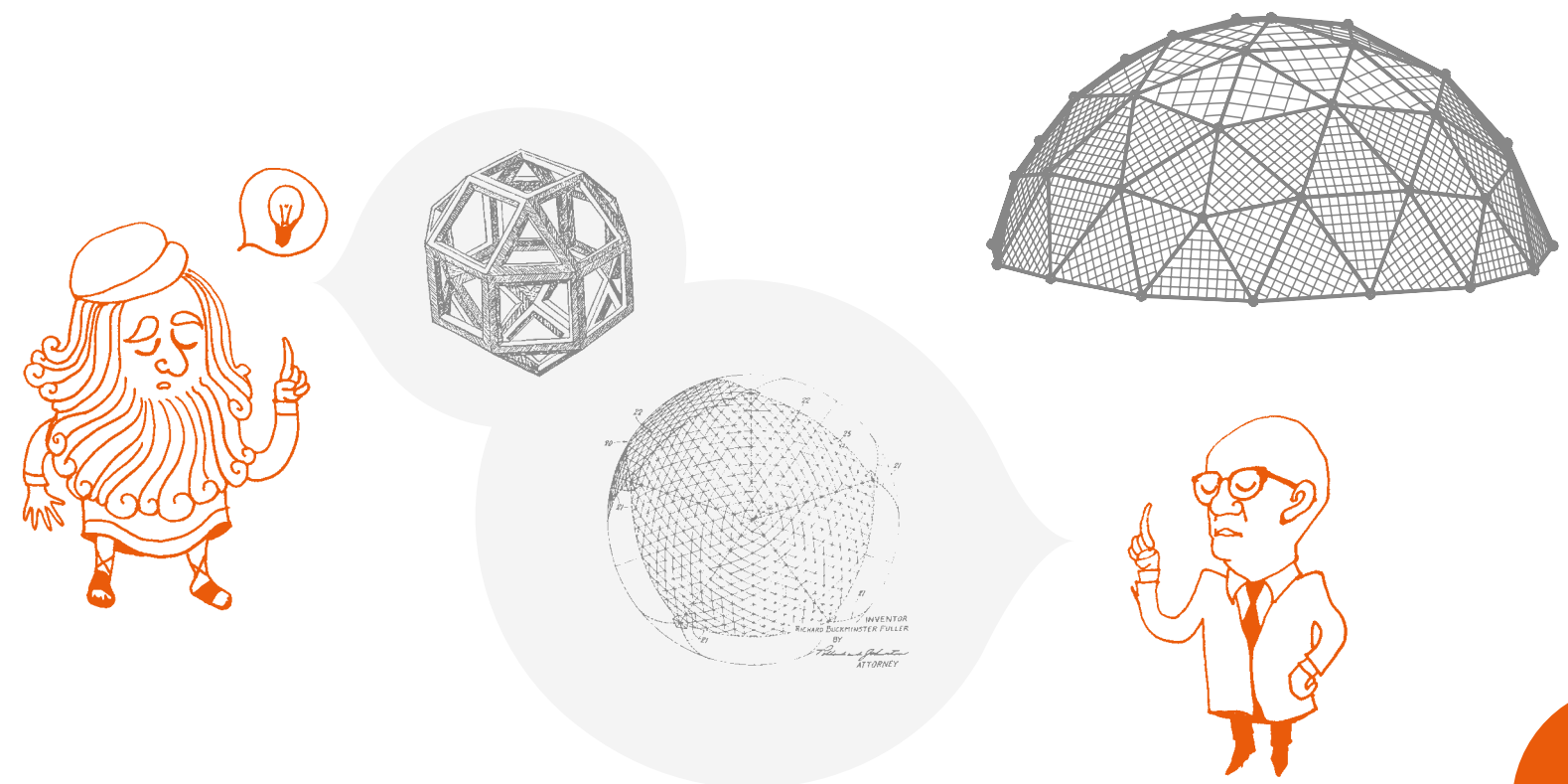




# Basics Geos

These structures are ideal for climbing on the inside or outside. The Geos offer enough space on the inside to play soccer or as a safe play area with plenty of room for Hammocks or Ladders.

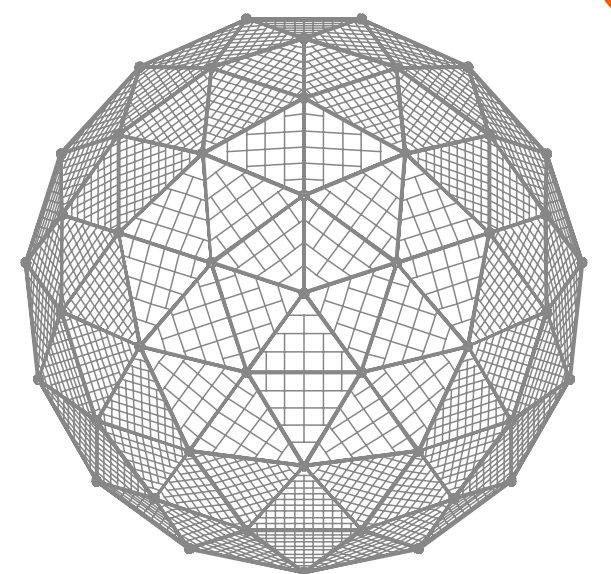

The pure carbon molecule C60 consists of 12 pentagonal and 20 hexagonal carbon rings with a total of 60 atoms – one at each node. Geos are constructed according to the same principle. The Geos can vary in diameter by changing the tube lengths. Three types are available for different dome sizes.



Leonardo da Vinci (1452–1519) studied Platonic and Archimedean solids and designed based on the icosahedron the first globular spatial structure.

R. Buckminster Fuller (1895–1983) completed the research which Leonardo had begun: With his version of the structure, similar to a C60-molecule, emerged the form which we all know today as a soccer ball. This buckyball shows twelve black pentagonal faces, which are surrounded by 20 white hexagonal faces.

In our product group Geos, da Vinci's and Fuller's sophisticated accident is realized congenitally – and playfully.



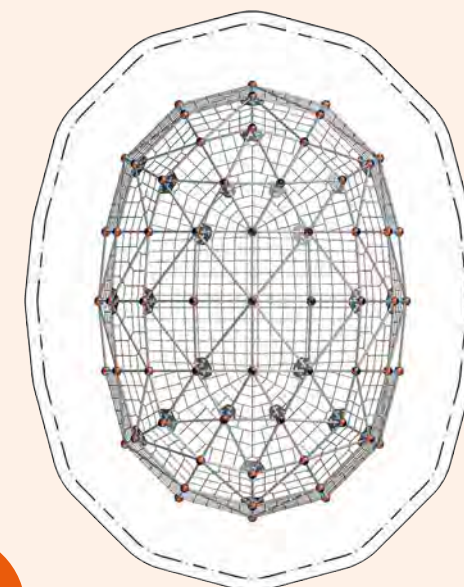
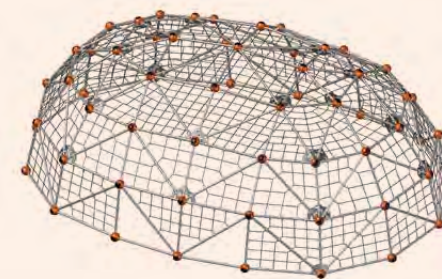




## Berlin, Germany





# Sewanstraße

The children of a housing development in Berlin's largest housing cooperative can play soccer and climb in a Geoarena. The Geoarena appears in the form of a dome, in the interior there is a soccer field, and it can be climbed on from the outside. It was this multifunctionality advantage that shaped the decision to use Berliner Seilfabrik play equipment. Initially, it began with an existing soccer field that was to be refurbished by the housing cooperative. During the review of the existing play area, the people responsible for the updated project thought of another interest in the children's play climbing the wire mesh fence. Immediately, it was apparent to all involved that apart from playing soccer, there was also a great need for climbing among children. The challenge was to accommodate both needs without using additional space. The solution was the decision to install a Geoarena, from Berliner, which combines soccer and safe climbing all in one.



### Geoarena.01

95.190.131

	(m) 27-5 × 38-3 × 14-2	8,4 × 11,7 × 4,3
	EN 1176 (m) ASTM/CSA (m) ASTM/CSA ("")	11,4 × 14,7 12,1 × 15,2 39-5 × 50-3
	EN 1176 (m) ASTM/CSA ("")	2,99 9-10
		5-12

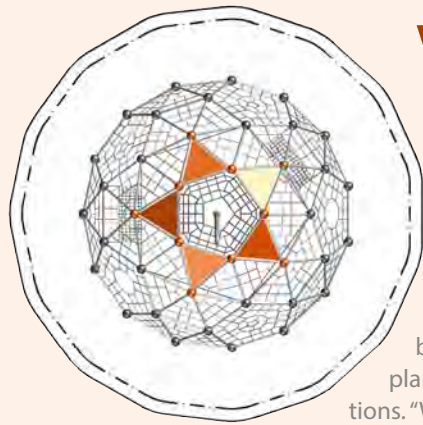






Warnsdorf, Germany

# Karls' Adventure Village







In line with the motto of the amusement park, Karls' Adventure Village, a climbing strawberry was installed in Warnsdorf, Germany. An open dome made of net elements, which looks like a giant strawberry due to its color scheme and add-on elements. This idea was implemented and designed by Berliner Seilfabrik. The landscape architect in charge, Ute Hoffmann, plans and designs the new playgrounds for Karls' Adventure Village at all locations. "We wanted to liven up the forecourt terraces of the park in Warnsdorf with a play attraction. We reminisced about the classic climbing frame from our childhood, which offered a multitude of climbing options and play opportunities, and it also had to be something to do with strawberries," Ute Hoffmann describes the brainstorming. Karls' and Ms. Hoffmann opted for a classic play structure from our company, which was developed back in 1992. Despite being an old classic, the Geoball, as the geodetic dome is termed, is fully in line with the trend due to its numerous play functions.

"In the case of Karls' Climbing Strawberry, the basic design has undergone a makeover and now actually resembles a strawberry because of the red net, the yellow and green balls and particularly because of the green panels and the long stem," explains architect Heinrich Stoppel of Berliner Seilfabrik at the time. As a member of the Berliner Creative Center, he drew and developed individual playground equipment and playscapes for more than 20 years. The climbing strawberry is 14'7" high, 24' in diameter and over 1,099 feet of rope were used. Two Hammocks, several Climbing Ropes, and Rope Ladders offer a wide variety of play and climbing options for children in the 732 cubic feet dome. "With the transformation of the Geo into Karls' Climbing Strawberry, visitors to Karls' Adventure Farm are now greeted by an authentic play attraction. Children of all ages play on the Climbing Strawberry at any time!" adds Ms. Hoffmann.








## Geoball.029


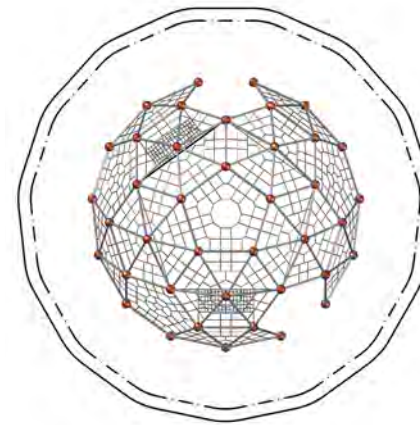
95.130.229

	(m)	7,3 x 7,3 x 4,5
	("-")	24-0 x 23-10 x 14-7
	EN 1176 (m)	10,3 x 10,3
	ASTM/CSA (m)	11,0 x 11,0
	ASTM/CSA ("-")	36-0 x 35-10
	EN 1176 (m)	2,9
	ASTM/CSA ("-")	9-6
		5-12

## Geoball.16

95.130.216






	(m)	7,3 x 7,3 x 2,9
	("-")	23-11 x 23-11 x 9-6
	EN 1176 (m)	10,3 x 10,3
	ASTM/CSA (m)	11,0 x 11,0
	ASTM/CSA ("-")	36-1 x 36-1
	EN 1176 (m)	2,9
	ASTM/CSA ("-")	9-6
		5-12
		San Francisco, USA

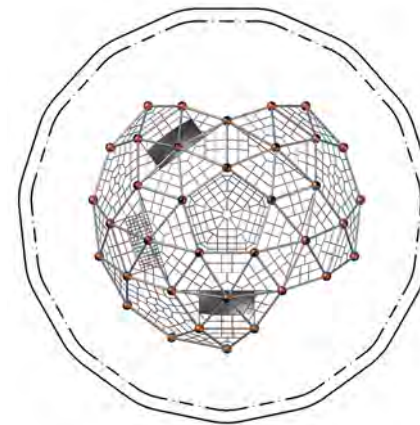


32  
Inclusive  
Play

## Geoball.20

95.130.220






	(m)	7,3 x 7,3 x 2,9
	("-")	23-11 x 23-11 x 9-6
	EN 1176 (m)	10,3 x 10,3
	ASTM/CSA (m)	11,0 x 11,0
	ASTM/CSA ("-")	36-1 x 36-1
	EN 1176 (m)	2,9
	ASTM/CSA ("-")	9-6
		5-12
		Malmö, Sweden


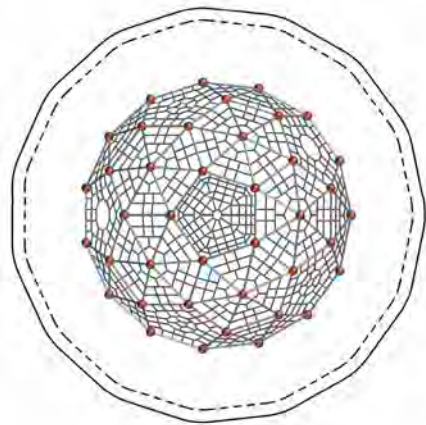
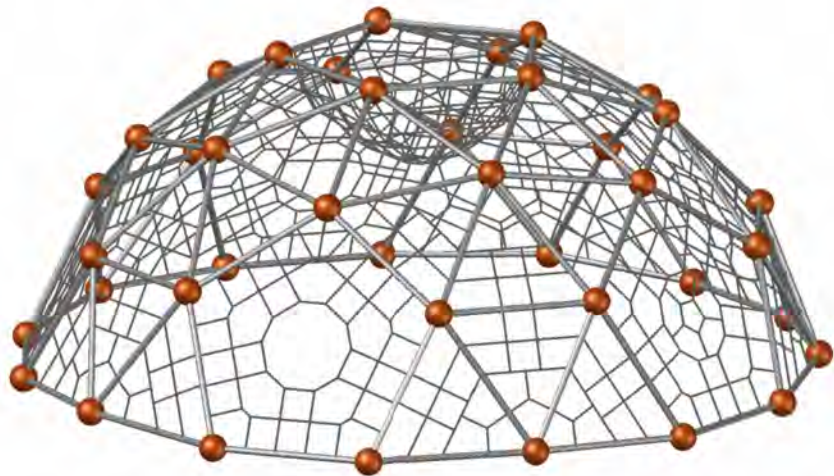




Geoball.04

95.130.204

	(m) 7,3 × 7,3 × 3,0 (ft) 24-0 × 23-10 × 9-11
	EN 1176 (m) 10,3 × 10,3 ASTM/CSA (m) 11,0 × 11,0 ASTM/CSA (ft) 36-0 × 35-10
	EN 1176 (m) 2,76 ASTM/CSA (ft) 9-1
	5-12
	Budapest, Hungary



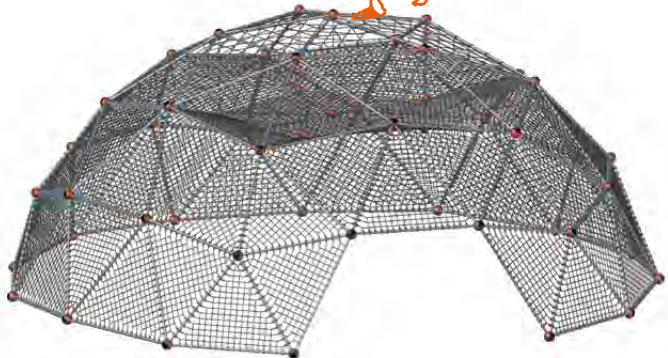
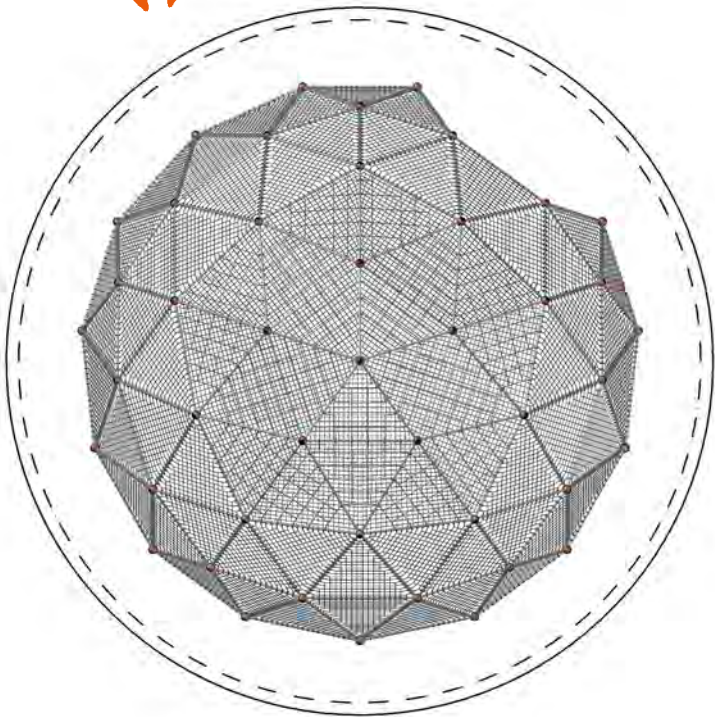
Geodom.04

95.130.304

	(m) 15,0 × 14,9 × 6,5 (ft) 49-1 × 48-9 × 21-3
	EN 1176 (m) 18,1 × 18,1 ASTM/CSA (m) 18,7 × 18,7 ASTM/CSA (ft) 61-4 × 61-4
	EN 1176 (m) 2,69 ASTM/CSA (ft) 8-10
	5-12
	Berlin, Germany

A big Geodom constructed as a roof for a football field. The design has been made similar to the shape of a soccer ball. There is a safety net integrated at a height of 13 feet.

326





Add-on Components for Geos

Add-on components are a great and easy way to make your Geodome even more diverse than it already is! No matter if you choose a Playhouse on top of the structure, or integrate HDPE panels into the net structure, each add-on component will make your Geo unique. The Net Sack is just one way to create room inside the dome where users can relax and use as

a safe space. Children lying in Hammocks can be moved gently by other kids climbing in the net structure of the Geo. This makes the play equipment inclusive and helps children with walking disabilities participate in the play experience. Let yourself be inspired by our add-on components for the Geos product line.



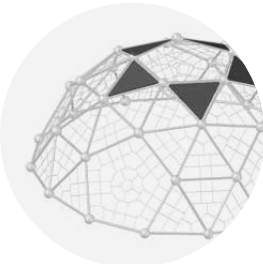
Fort



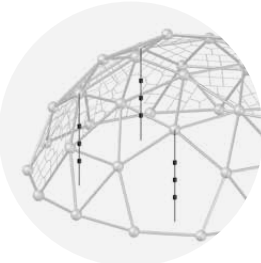
Loop Rope



Hammock



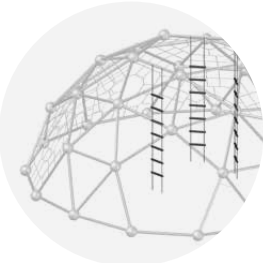
HDPE Panels



Climbing Rope



Net Sack

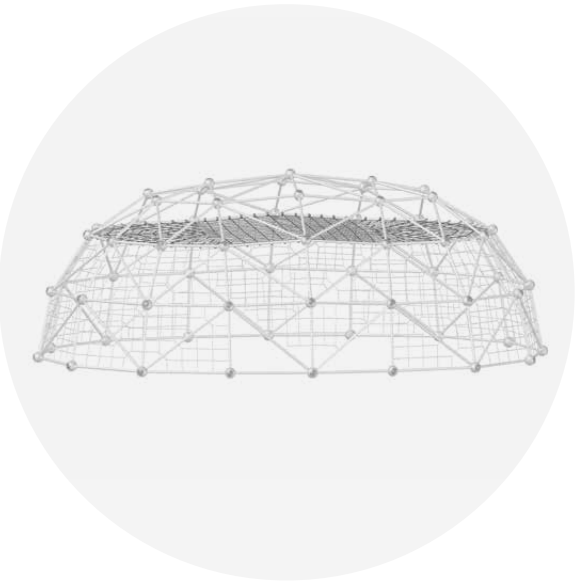


Rope Ladder




Net Funnel

The Configuration of the Add-on Components can vary depending on the Product and the Customer's Request.



Intermediate Floor Net







# CombiNation

## The clever combinations of all play systems








# Basics

## CombiNation

Varied playgrounds are a great challenge for children. When they can be climbed through in one piece, it's a real highlight. Our modular system makes it child's play to realize such installations. Since all our product groups consist of the same basic building blocks, it's also possible to combine the different playground equipment with each other effortlessly.

This means that there is an almost endless range of varieties, which sets no limits to creativity. And it doesn't always have to be large installations – smaller CombiNations also offer great fun for climbing enthusiasts. Our Berliner Creative Center will be happy to help you plan your individual CombiNation.



### Combinability at its best!

Be inspired by the combinability of our play equipment with the following examples.



**372**  
Details about  
Berlin.11

Polygodes   HodgePodge   Terranos & Terranova   Univers   Terranos & Terranova   Greenville



**357**  
Details about  
Dublin

Geos   Spooky Rookies   LevelUp   Twist & Shout

**358**  
Details about  
Springfield.05



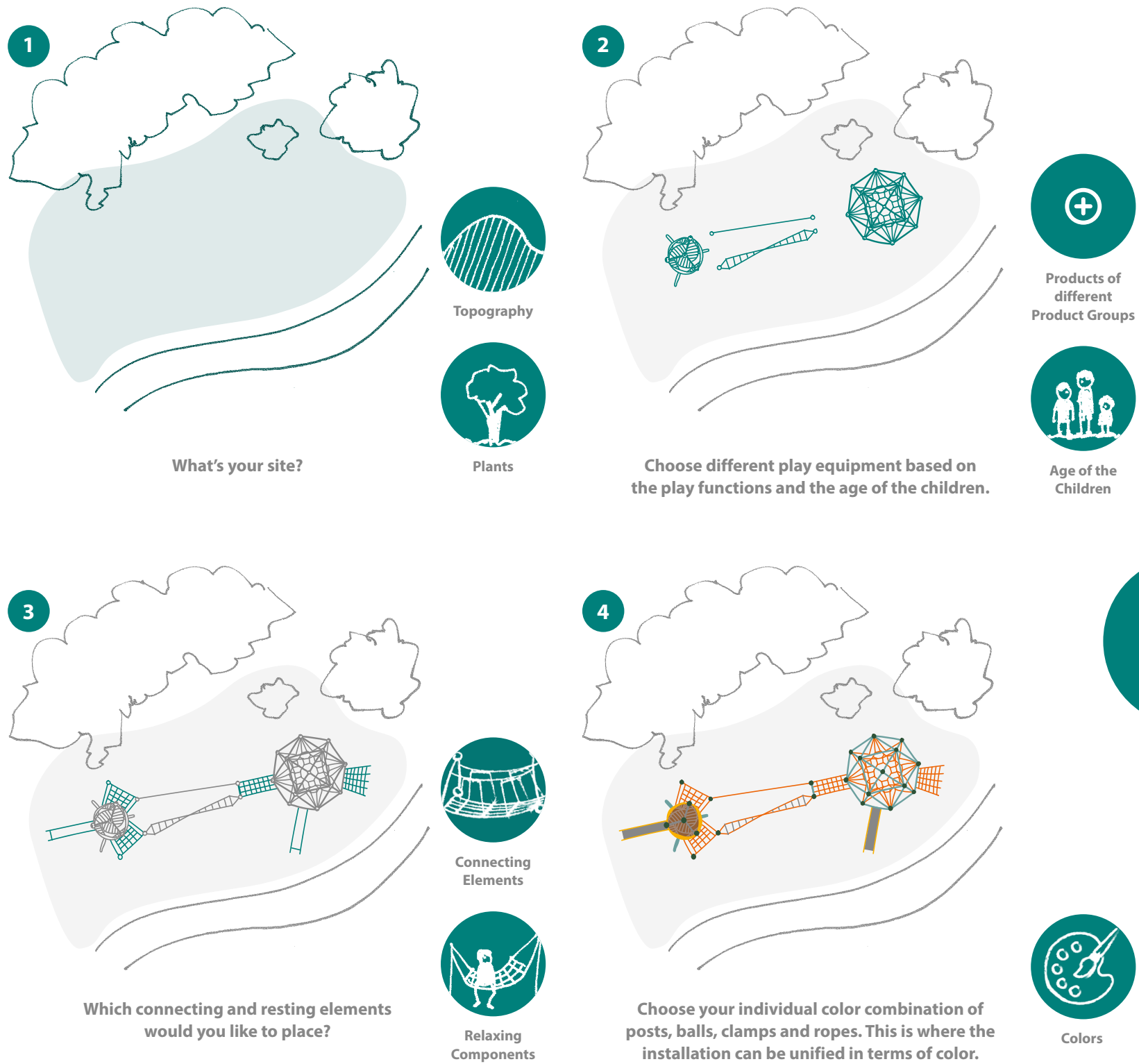
Greenville   Woodville





# Create your own CombiNation!

In four simple steps, we will show you how to create your own climbing landscape from our various product groups.







# Fairview.05

90.293.790

	(m) (°)	8,7 × 8,8 × 7,2 28-7 × 29 × 23-6
	EN 1176 (m) ASTM/CSA (m) ASTM/CSA (°)	12,7 × 12,0 13,0 × 12,5 42-7 × 41-1
	EN 1176 (m) ASTM/CSA (°)	1,53 6-0
		5-12

Whether it's spinning fun on the Duck Jibe, climbing in the spatial net or relaxing in the Curly. This CombiNation of DNA Tower L.04 and the Curly with exciting add-ons offers everything a child's heart desires.

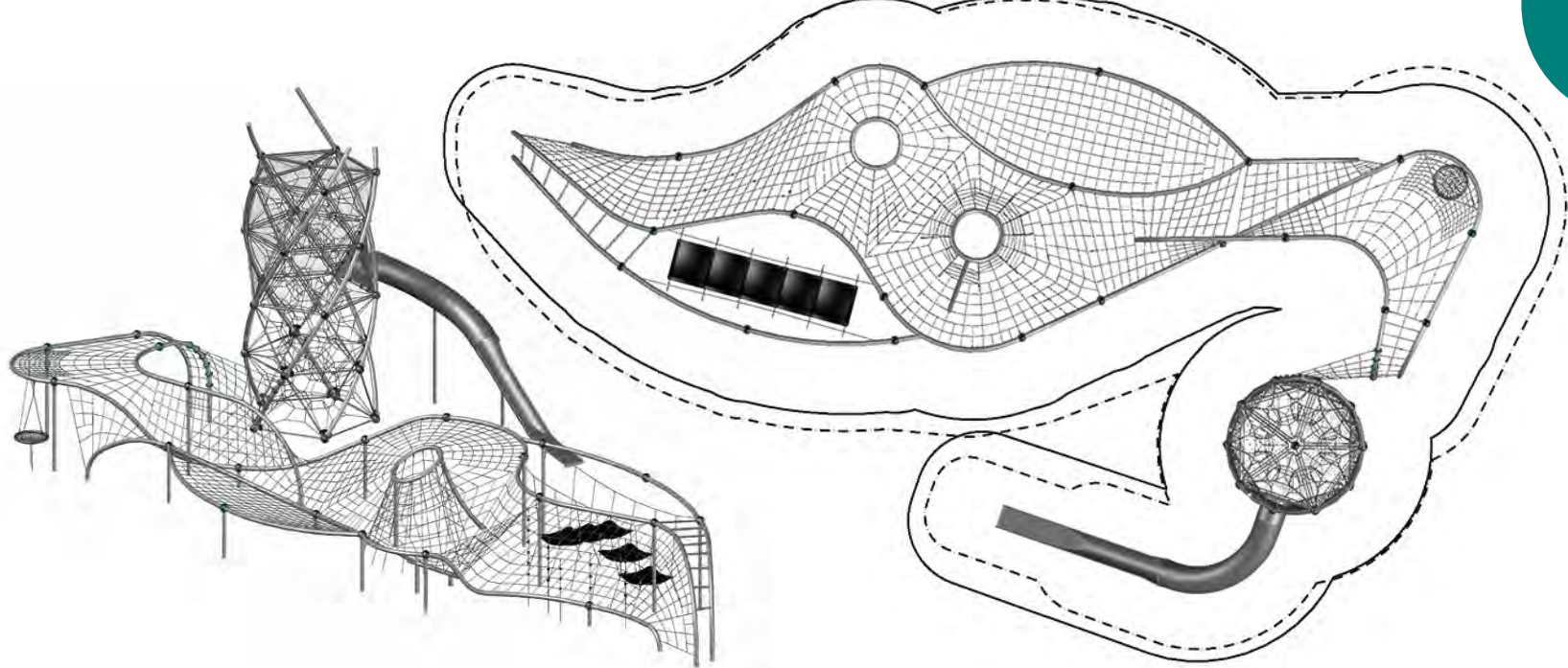
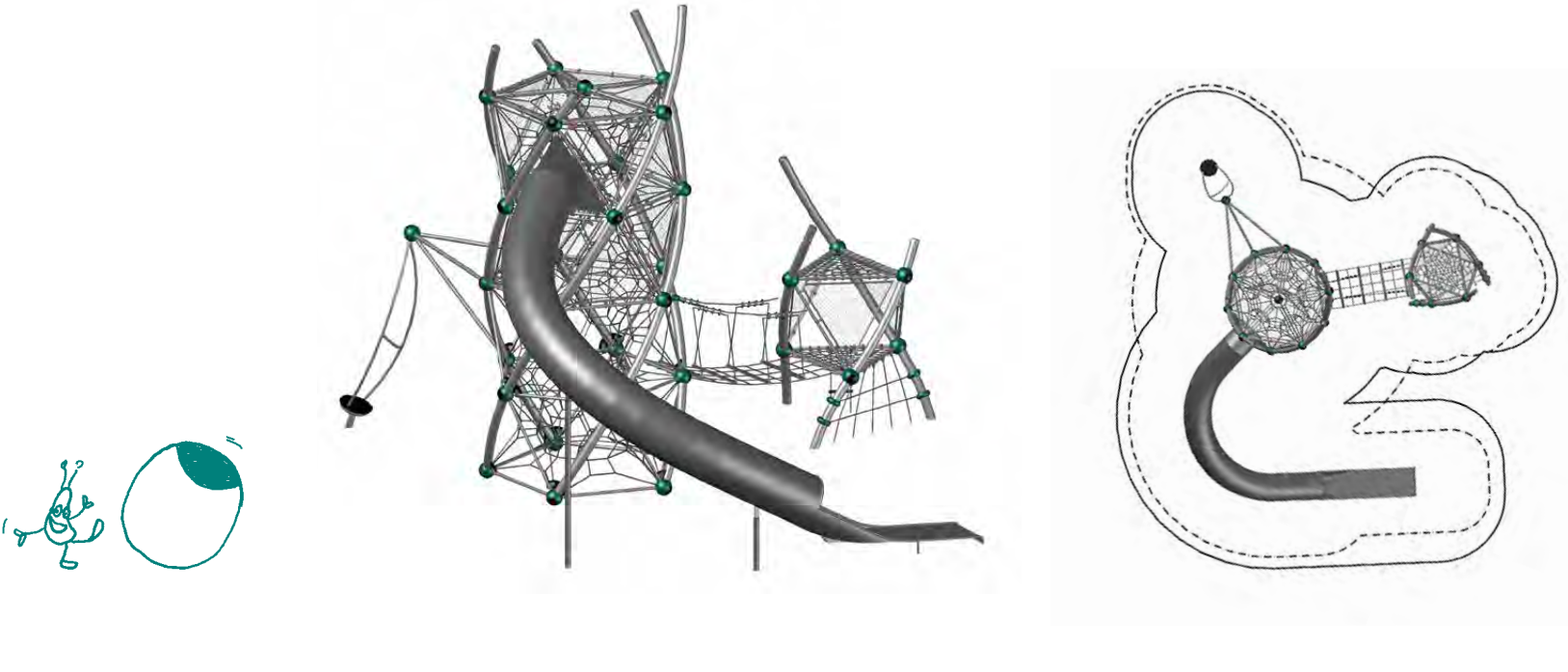


# Köln

90.180.758

	(m) (°)	14,7 × 26,8 × 9,4 48-2 × 87-11 × 30-11
	EN 1176 (m) ASTM/CSA (m) ASTM/CSA (°)	17,9 × 30,6 18,3 × 30,5 60-2 × 99-11
	EN 1176 (m) ASTM/CSA (°)	2,7 8-10
		5-12
		Cologne, Germany

This CombiNation made of DNA Tower XL.04 with a Tube Slide and a Shout structure with a Chessboard Bridge and two Nest Seats invites you to climb, run around and relax. Who manages to dangle through the Hanging Holds all the way to the end?





Den Haag

90.180.519

(m) 12,6 × 8,9 × 7,2  
('-") 41-2 × 29-2 × 23-6

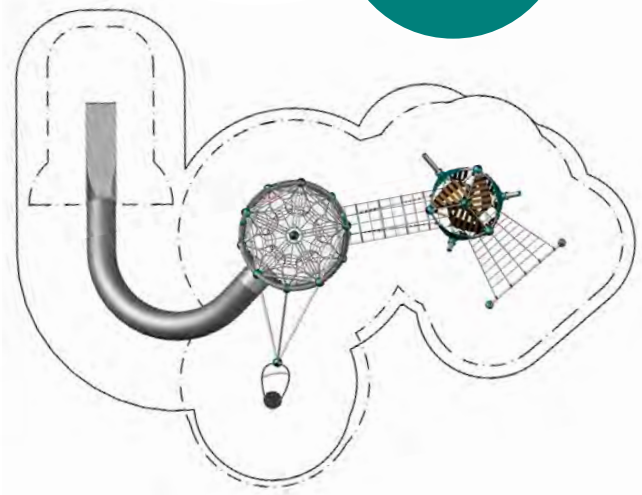
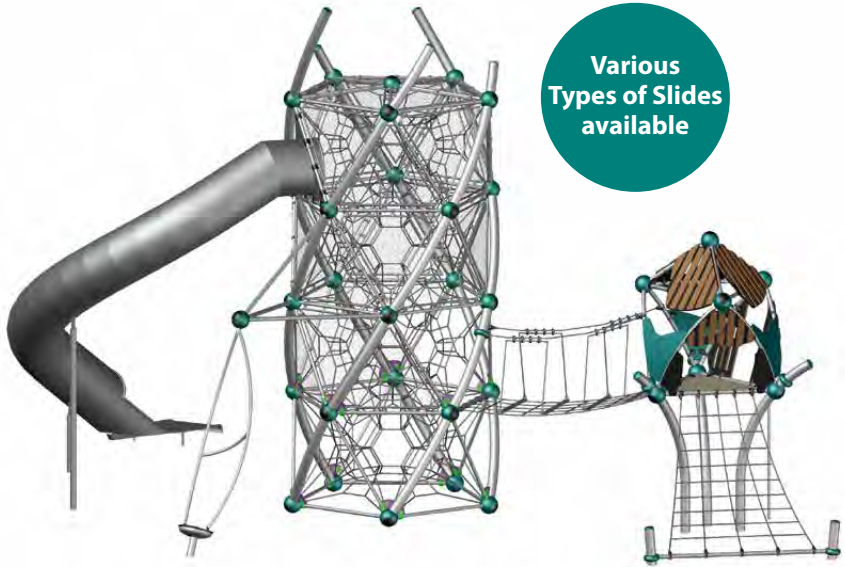
EN 1176 (m) 15,6 × 13,0  
ASTM/CSA (m) 16,3 × 13,3  
ASTM/CSA ('-") 53-3 × 43-4

EN 1176 (m) 1,99  
ASTM/CSA ('-") 6-6

5-12

The Hague,  
Netherlands

From a Trii2 treehouse, the path across a Suspension Bridge leads directly into the second story of DNA Tower.L04. Anyone making it to the very top of the netting is confronted by a steep descent, but the curving Tunnel Slide offers a quick exit. Meanwhile, down at ground level, a further attraction awaits in the shape of the Duck Jibe.



32  
Inclusive  
Play

Genk

95.190.474

(m) 22,1 × 22,9 × 3,6  
('-") 72-4 × 75-1 × 11-8

EN 1176 (m) 25,2 × 29,6  
ASTM/CSA (m) 28,3 × 28,0  
ASTM/CSA ('-") 92-10 × 91-9

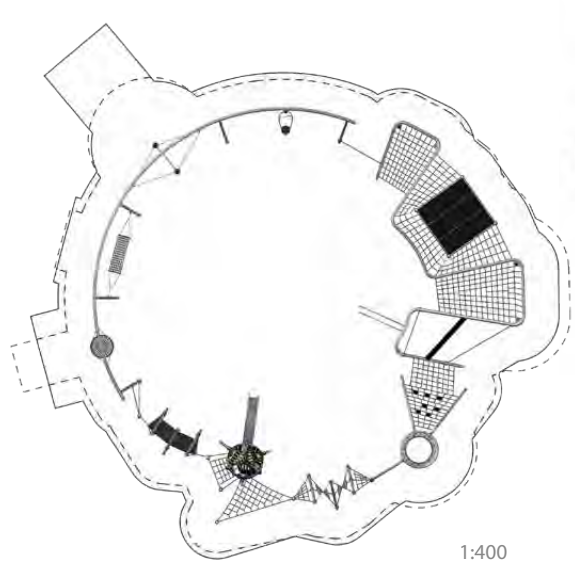

EN 1176 (m) 2,8  
ASTM/CSA ('-") 9-2

5-12

Genk,  
Belgium



This CombiNation, arranged in a circle on the grounds of a planetarium, is intended to represent the orbit of the planets. The play structure offers a wide variety of play functions for children of different ages. They can climb in and over various net elements, balance over an Orbit, swing on the VIP Swing, spin on the Monkey Jibe and relax in the Chessboard Cube.







116  
Find more  
Spooky  
Rookies


32  
Inclusive  
Play

## Orlando

90.293.368

	(m) 11,1 × 9,1 × 6,2 (ft) 36-3 × 29-8 × 20-4
	EN 1176 (m) 13,8 × 12,5 ASTM/CSA (m) 12,7 × 14,8 ASTM/CSA (ft) 41-7 × 48-5
	EN 1176 (m) 2,68 ASTM/CSA (ft) 8-10
	5-12
	Orlando, USA

The heart of this CombiNation is the TripleBoo. It has the look of a classic Play-house with its bamboo panels, but it's so much more than that. It contains a three-dimensional rope climbing web beneath it for children to climb in and up. The open tube on one side provides ADA access to the structure, enabling play for all. The playground has been outfitted with plenty of activities to keep children active and challenged, including Access Nets, Ladders, a Hammock, an attached Slide, and a Rubber Bridge connecting to the Splash, which is also connected to the ground level activities, such as the Tic-Tac-Toe board and a Hammock.

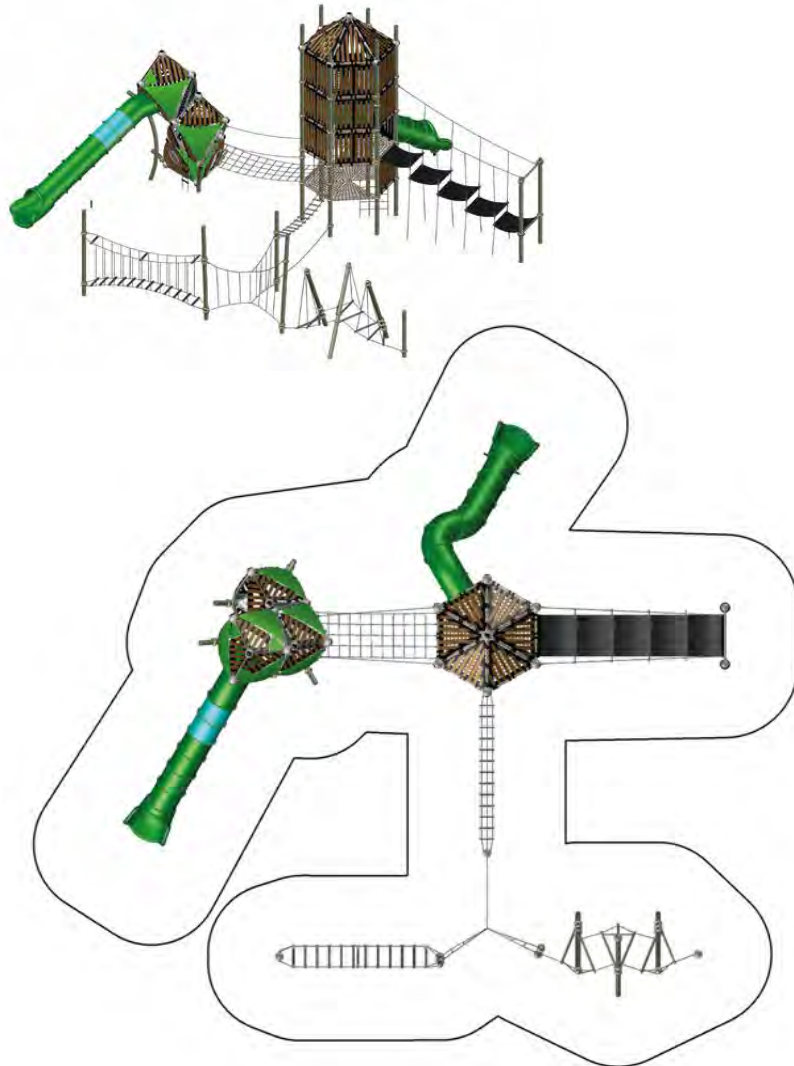


## Livermore

90.293.617

	(m) 15,4 × 16,1 × 7,3 (ft) 50-5 × 53 × 23-10
	EN 1176 (m) 18,7 × 19,2 ASTM/CSA (m) 19,6 × 20,2 ASTM/CSA (ft) 64-3 × 66-1
	EN 1176 (m) 2,6 ASTM/CSA (ft) 8-6
	5-12
	Livermore, USA

This unique playground features an exciting one-of-a-kind climbing tower, a magical and award-winning Triitopia, a balance promoting Sculptura, a Sway Bridge, and many more climbing components that guarantee an adventurous journey.

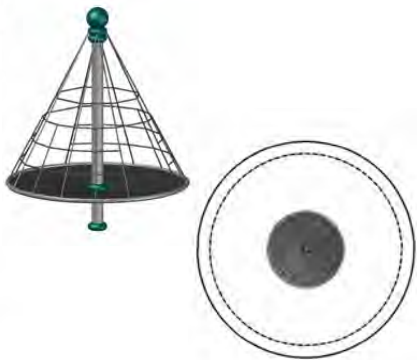


## O'Tannebaum 2.5

90.340.045

	(m) 2,1 × 2,1 × 2,5 (ft) 6-9 × 6-9 × 8-3
	EN 1176 (m) 5,1 × 5,1 ASTM/CSA (m) 5,7 × 5,7 ASTM/CSA (ft) 18-9 × 18-9
	EN 1176 (m) 0,5 ASTM/CSA (ft) 1-8
	2-12
	Livermore, USA






Rotatable, inclusive, and so much fun, this little Christmas tree can be installed anywhere and is an enrichment for every playground.



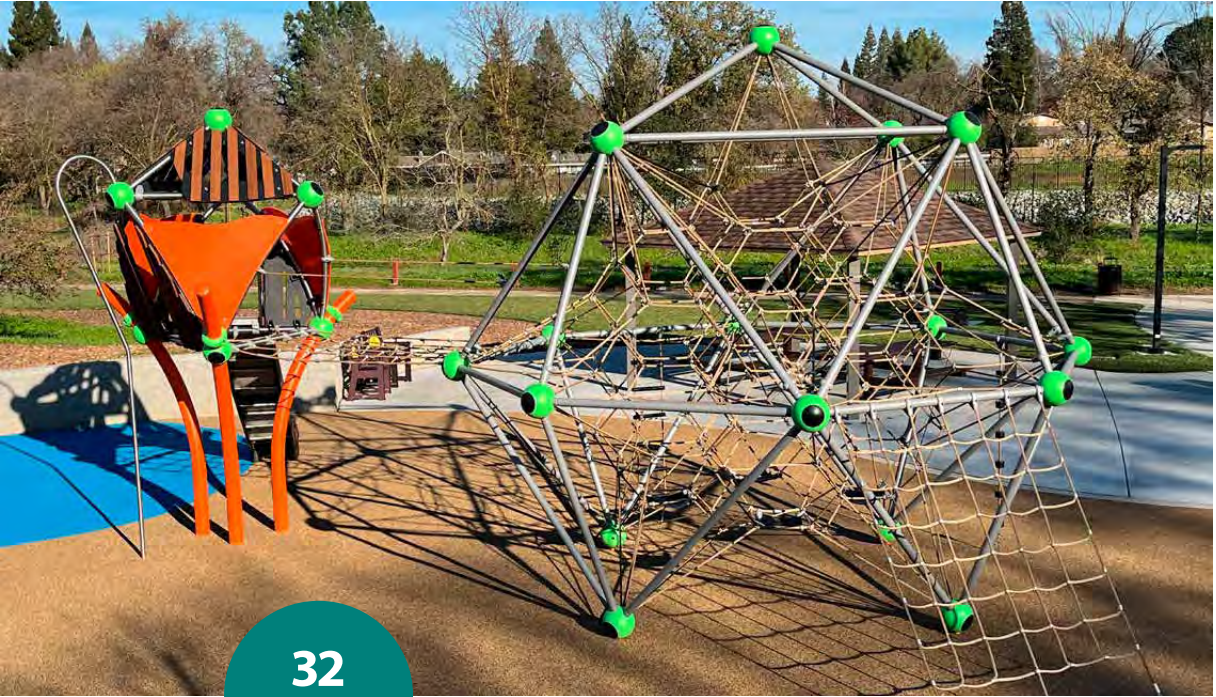


Fair Oaks

90.180.708

	(m) 7,7 × 12,0 × 4,6 (") 25-3 × 39-4 × 15-2
	EN 1176 (m) 10,9 × 15,1 ASTM/CSA (m) 11,4 × 15,6 ASTM/CSA ("") 37-3 × 51-3
	EN 1176 (m) 2,73 ASTM/CSA ("") 7-3
	5-12
	Fair Oaks, USA

This CombiNation includes a Trii and the play volume wonder Spaceball L, playfully connected by a Suspension Bridge. Thanks to various add-on elements on the Spaceball, including a Rope Ladder, an Access Net, and a Climbing Rope, there are many challenges. Furthermore, the Trii offers a Sliding Pole and a Slide for a great descent.








32  
Inclusive  
Play

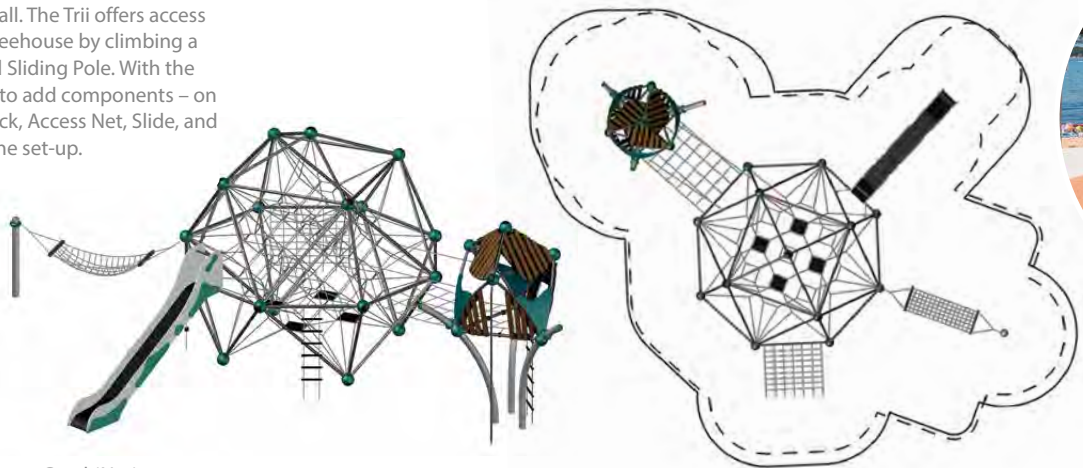


Silver Lake

90.136.124

	(m) 10,4 × 8,6 × 4,7 (") 34-5 × 27-11 × 15-2
	EN 1176 (m) 13,9 × 12,0 ASTM/CSA (m) 14,3 × 12,3 ASTM/CSA ("") 46-8 × 40-3
	EN 1176 (m) 2,36 ASTM/CSA ("") 7-3
	5-12
	Silver Lake, USA






This CombiNation at Silver Lake State Park includes a Trii, connected by a Suspension Bridge to a Spaceball. The Trii offers access in and out of the treehouse by climbing a flexible Ladder and Sliding Pole. With the Spaceball, it's easy to add components – on this one, a Hammock, Access Net, Slide, and Ladder complete the set-up.



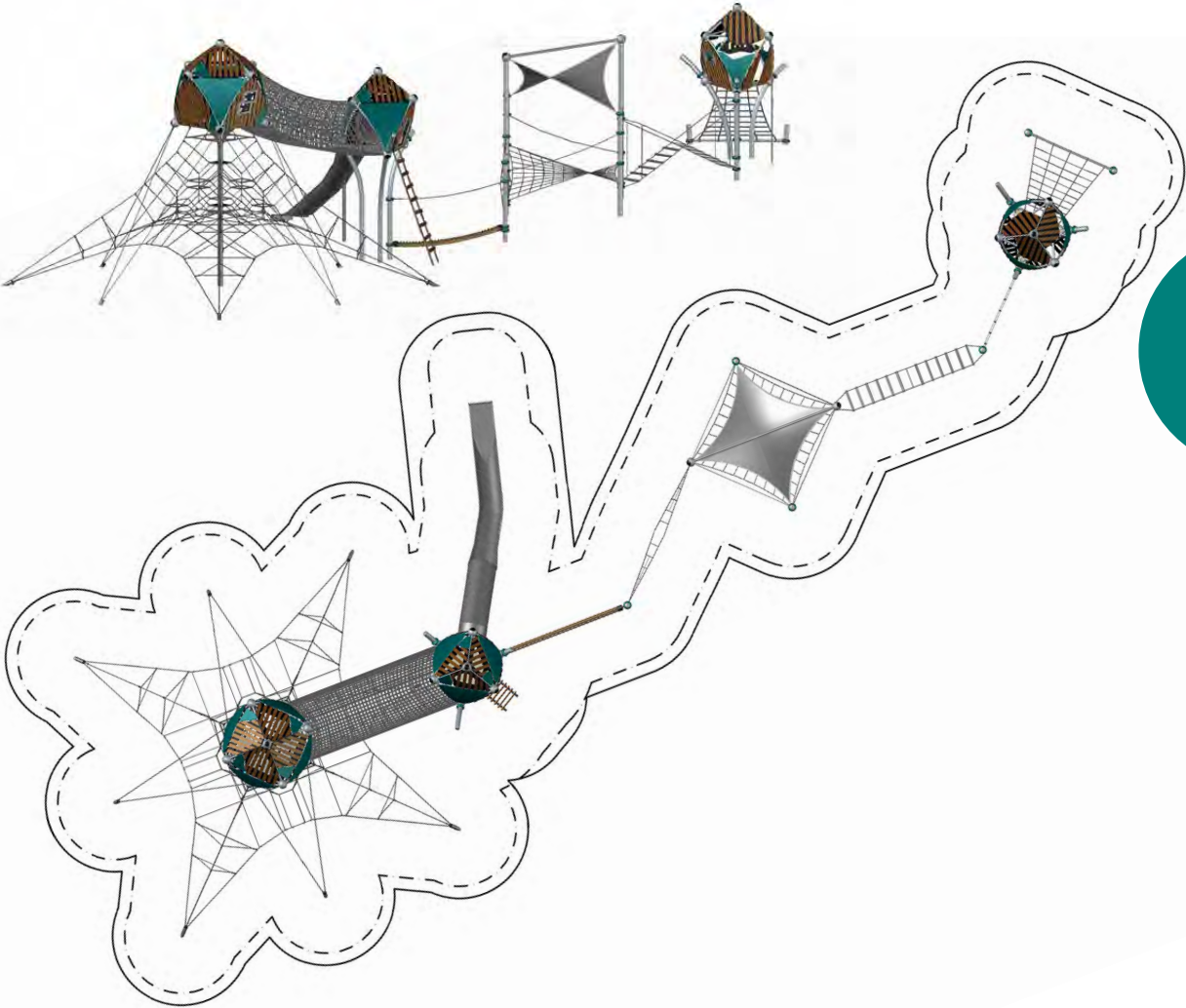
265  
O'Tanne-  
baum 2.5

Luxemburg

90.293.277

	(m) 12,7 × 31,7 × 6,6 (") 41-6 × 103-10 × 21-5
	EN 1176 (m) 15,7 × 34,7 ASTM/CSA (m) 16,4 × 35,3 ASTM/CSA ("") 53-6 × 115-10
	EN 1176 (m) 2,99 ASTM/CSA ("") 9-10
	5-12
	Limpertsberg, Luxembourg






This CombiNation consisting of a central mast structure, two Trii houses and low ropes course elements combines all the good playground activities: climbing, balancing, sliding and enjoying the scenery from above.





Folsom


90.180.525

	(m) 10,5 × 17,3 × 5,0 (") 34-5 × 56-8 × 16-6
	EN 1176 (m) 13,5 × 20,5 ASTM/CSA (m) 14,1 × 20,8 ASTM/CSA ("") 46-5 × 68-2
	EN 1176 (m) 1,84 ASTM/CSA ("") 6-0
	5-12
	Folsom, USA

In this CombiNation, a Pentagode M and a Peak are connected with a Suspension Bridge. The spatial net takes you to rising heights. If you prefer the longer route, you can get back to the ground via the Slide.








32  
Inclusive  
Play

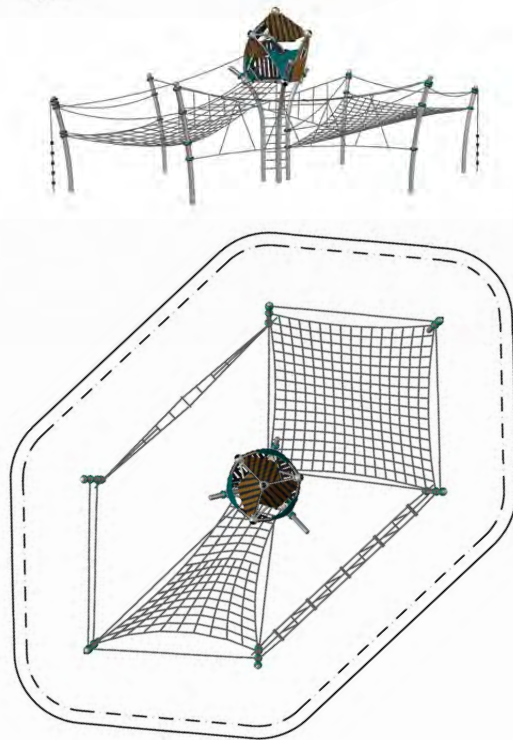


Celle

90.293.032






	(m) 7,0 × 13,1 × 5,2 (") 22-10 × 42-10 × 16-11
	EN 1176 (m) 10,0 × 13,1 ASTM/CSA (m) 10,7 × 16,7 ASTM/CSA ("") 34-10 × 54-10
	EN 1176 (m) 2,99 ASTM/CSA ("") 9-10
	5-12
	Celle, Germany

Nestled in the trees, treehouse Trii3 blends perfectly with its surroundings. It looks like something from a fairy tale when combined with elements from the Terranos line, which also grants access to the treehouse.

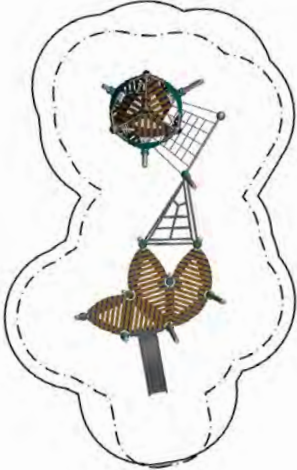
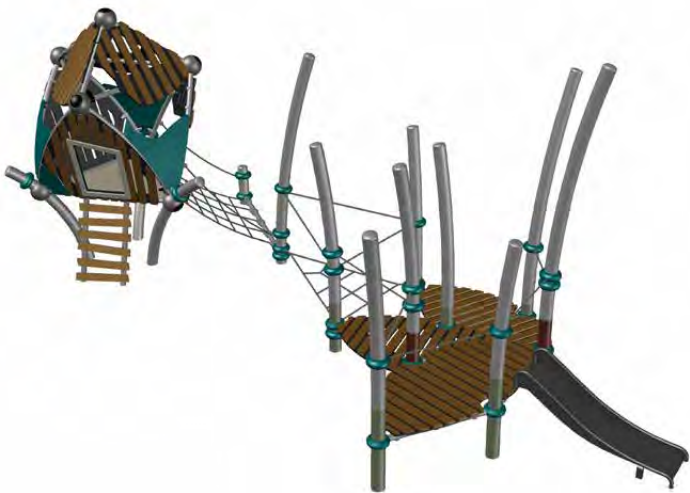


Bobbejaanland

95.190.338

	(m) 4,8 × 8,6 × 3,6 (") 15-8 × 27-11 × 11-10
	EN 1176 (m) 7,8 × 11,6 ASTM/CSA(m) 8,44 × 12,2 ASTM/CSA ("") 27-9 × 39-11
	EN 1176 (m) 0,99 ASTM/CSA ("") 3-3
	2-12
	Lichtaart Belgium

This small CombiNation connects a Trii1 and a platform made of bamboo panels with a low level net with rope handrail, enabling even small children to enjoy independent climbing.







"Thanks to highly precise CNC machines at Berliner Seilfabrik every design is possible."




Monheim, Germany

# Jungle Playground

Monheim am Rhein now has its own jungle! "It was our goal to create as many exciting possibilities for play and movement as possible," says Fritz Ulrich Axt, responsible for playgrounds at Monheim District Council. "Some people might recall these from the old Tarzan films, but, bearing safety in mind, has been done in such a way as not to uproot too many trees and bushes in the process." Just like Tarzan, children can now climb up into the heights via various types of climbing and balancing devices, a suspension bridge and two treehouses, and discover the seemingly dangerous jungle world.





The new playground's main attraction is a combined play structure from Berliner's Greenville product line. Up the children go, via the central mast play structure's spatial net, held by a tensioning system, into treehouse Quii, which is attached to the central mast play structure almost 15 feet up in the air. A net tunnel leads directly to treehouse Trii.


A special feature are the two Lianas, in the form of two swinging ropes dangling from curved posts. The goal is to use the Lianas to swing your way from stump to stump without falling into the sand below. This offers an enticing challenge for older children in particular.



## Monheim

90.293.480






	(m) (")	20,2 x 17,1 x 6,6 66-3 x 56-1 x 21-5
	EN 1176 (m) ASTM/CSA (m) ASTM/CSA ("")	23,5 x 20,4 24,3 x 21,0 79-8 x 68-9
	EN 1176 (m) ASTM/CSA ("")	2,99 9-10
		5-12



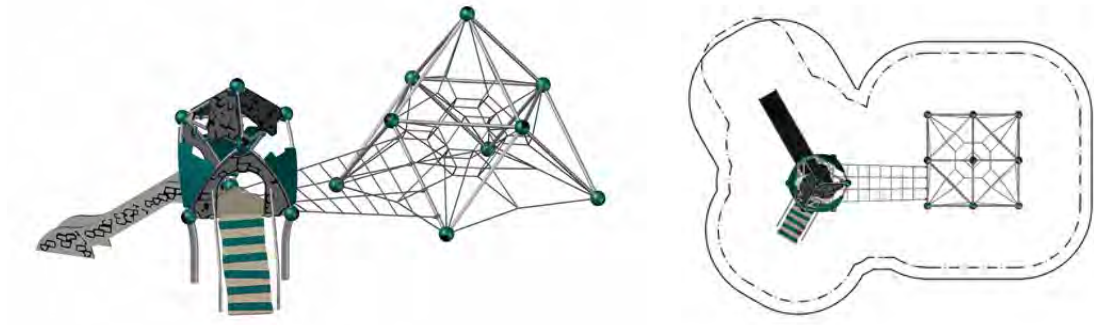


Sacramento.01

90.180.620






	(m) 4,2 × 7,0 × 2,6 (") 13-6 × 22-11 × 8-7
	EN 1176 (m) 7,5 × 10,0 ASTM/CSA (m) 7,8 × 10,7 ASTM/CSA ("") 25-6 × 34-11
	EN 1176 (m) 1,3 ASTM/CSA ("") 6-0
	2-12
	Sacramento, USA

This combination of a Spoo and a Mini Mars provides excellent opportunities for climbing, balancing, and sliding for small children. The Mini Mars is specifically designed for beginners, as most of the usable net space is close to the ground. Courageous climbers can experience the first feelings of success when climbing up to the top.

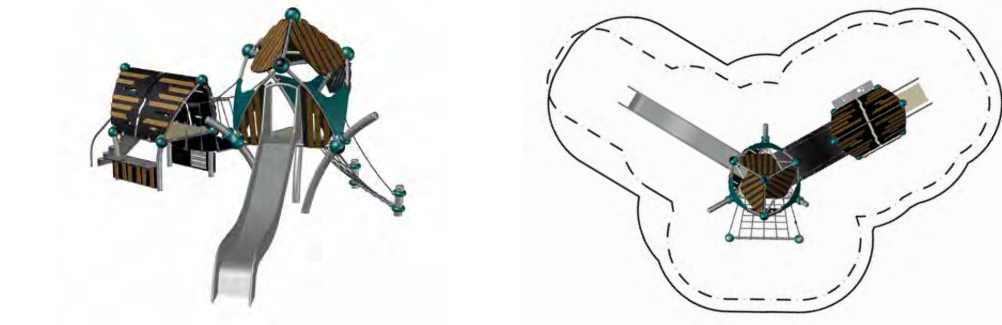


Offenbach

90.293.254

	(m) 7,2 × 6,4 × 3,4 (") 23-7 × 20-10 × 11-2
	EN 1176 (m) 10,7 × 9,4 ASTM/CSA (m) 10,9 × 10,1 ASTM/CSA ("") 35-7 × 32-10
	EN 1176 (m) 1,25 ASTM/CSA ("") 4-2
	5-12
	Offenbach, Germany






This colorful CombiNation of Trii1 and Playhouse Roo is the perfect place for small children! Climbing opportunities of varying levels of difficulty foster the development of a child's motor abilities. A child can hone its balancing skills on the Transition Bridge's rubber steps in preparation for the next stage in their development.



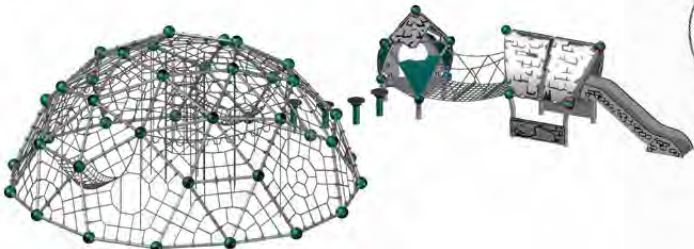

32  
Inclusive  
Play

Dublin

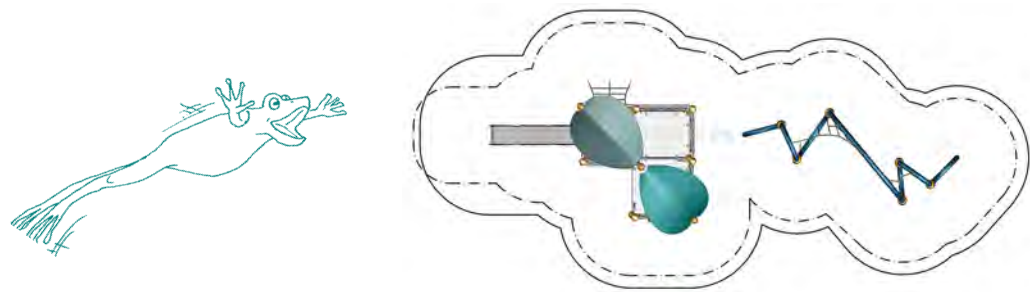
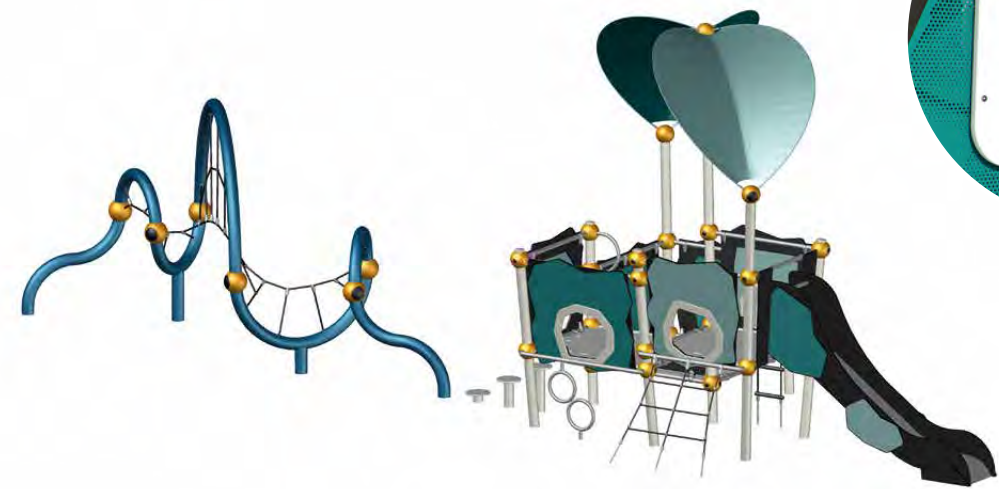
90.180.647

	(m) 12,0 × 10,9 × 3,1 (") 39-3 × 35-7 × 9-11
	EN 1176 (m) 15,5 × 13,9 ASTM/CSA (m) 15,7 × 14,5 ASTM/CSA ("") 51-3 × 47-7
	EN 1176 (m) 2,90 ASTM/CSA ("") 9-6
	5-12
	Dublin, USA

Inclusivity was the main goal in designing this play space. One of the main attractions is this colorful combination of a SpooRoo, including a Counter and Track-the-Mouse play panel, and a Geoball.05, which has Hammocks, Loop Ropes, and a Net Funnel in the middle.

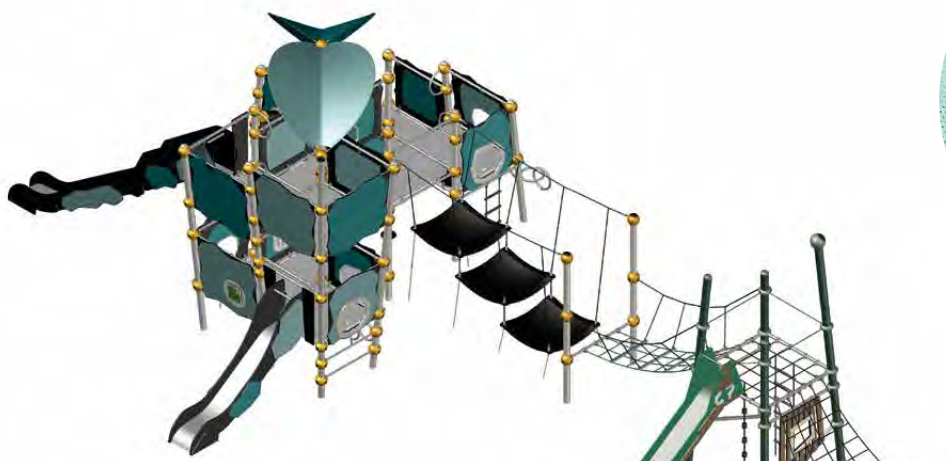






**244**  
More  
Playpanels

**32**  
Inclusive  
Play



**244**  
More  
Playpanels

**32**  
Inclusive  
Play














**32**  
Inclusive  
Play

## Franklin.04

90.180.767

	(m)	16,3 × 13,5 × 5,8
	("-")	53-1 × 44-2 × 19-0
	EN 1176 (m)	19,8 × 17,5
	ASTM/CSA (m)	20,5 × 17,1
	ASTM/CSA ("-")	67-4 × 56-2
	EN 1176 (m)	2,45
	ASTM/CSA ("-")	8-1
		2-12









This DNA Tower L.03 is something for real climbers. If the arms aren't tired yet, a Loop Rope leads to the LevelUp. There are several different entry options, including an Arc Ladder. The Climbing Rings and the Sliding Pole offer a lot of fun, but to add some variety, there are play panels as well.



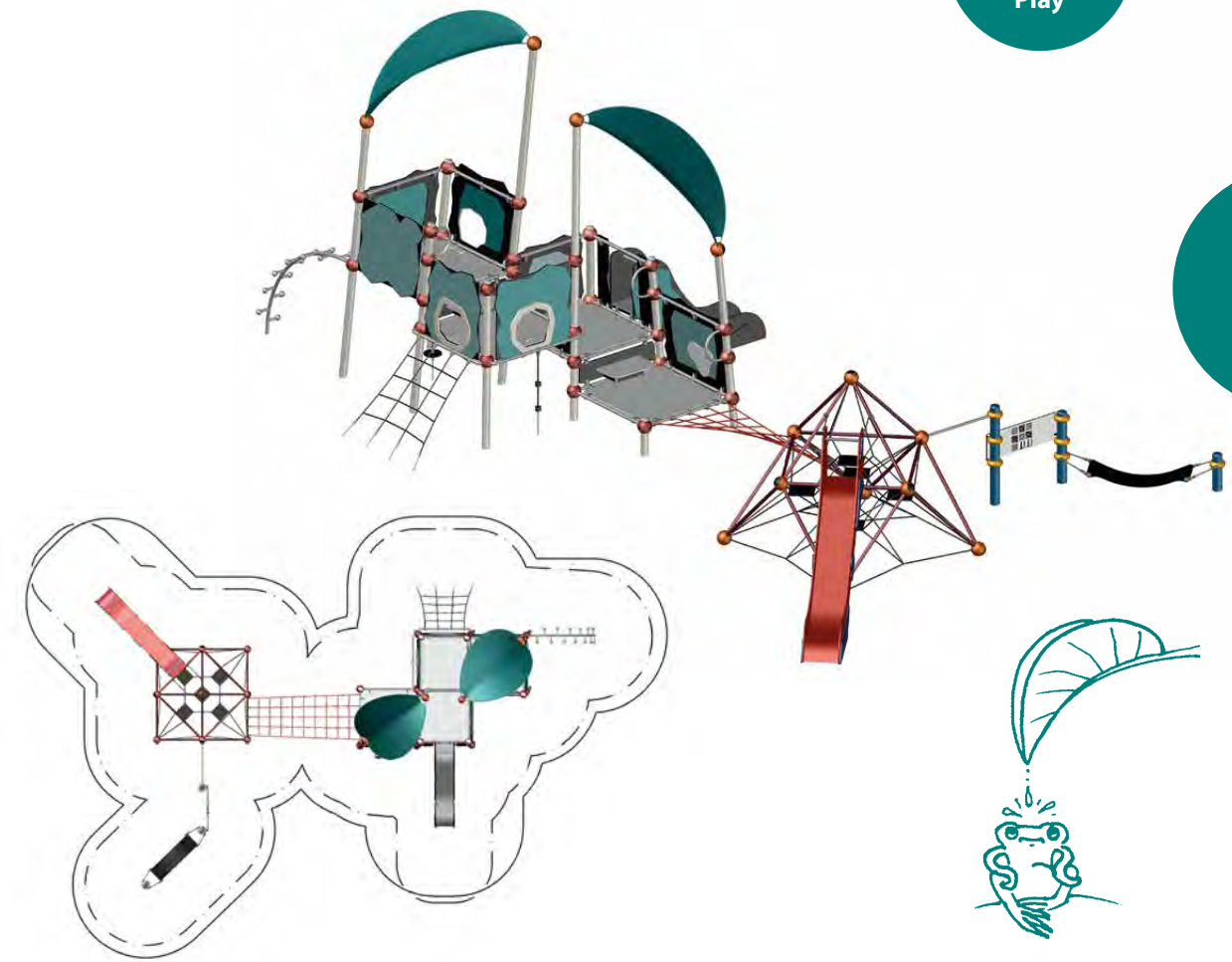
**32**  
Inclusive  
Play

## Riverside.05

90.180.765

	(m)	13,4 × 8,0 × 5,2
	("-")	43-9 × 26-4 × 16-10
	EN 1176 (m)	16,6 × 11,1
	ASTM/CSA (m)	17,1 × 11,7
	ASTM/CSA ("-")	55-11 × 38-4
	EN 1176 (m)	1,65
	ASTM/CSA ("-")	6-0
		2-12






All little climbers will find what they are looking for on this CombiNation. One of the two Fast Lane Slides is reached via Mars, the other is part of the LevelUp. With its play panels, this structure has so much more fun in store. When the little climbers want to take a break, they can recharge their batteries by relaxing on the Rubber Hammock.





Grandview

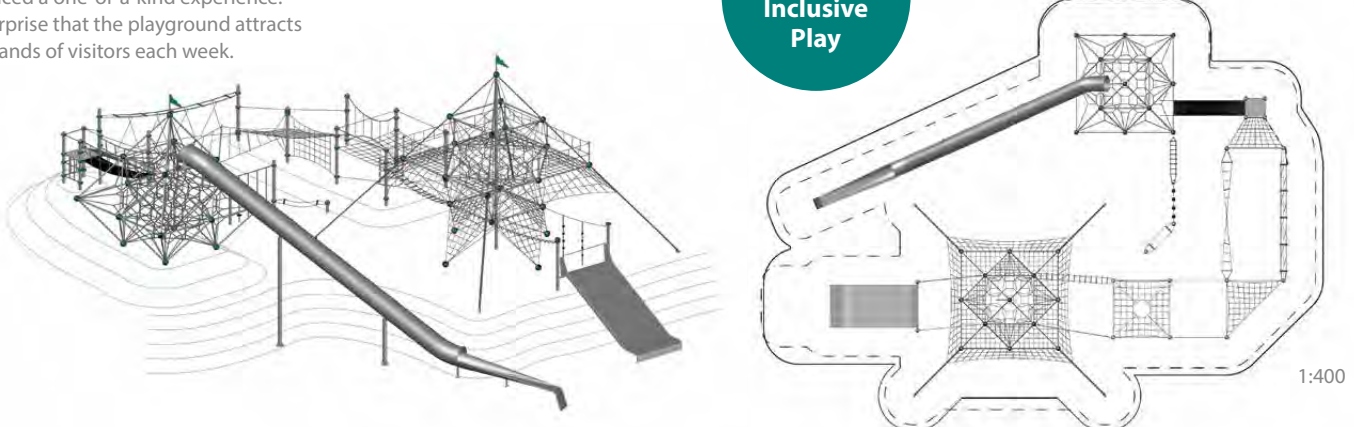
90.180.329

	(m) 25,0 × 19,2 × 8,1 (")- 82-3 × 63-0 × 26-6
	EN 1176 (m) 29,8 × 22,5 ASTM/CSA (m) 29,4 × 22,9 ASTM/CSA (")- 96-6 × 75-0
	EN 1176 (m) 2,99 ASTM/CSA (")- 9-11
	5-12
	Grandview, USA

254








32  
Inclusive  
Play



Sacramento.02

90.180.673

	(m) 10,8 × 11,2 × 4,6 (")- 35-7 × 36-10 × 15-2
	EN 1176 (m) 14,2 × 14,3 ASTM/CSA (m) 14,8 × 14,9 ASTM/CSA (")- 48-8 × 48-10
	EN 1176 (m) 2,44 ASTM/CSA (")- 8-1
	5-12
	Sacramento, USA








32  
Inclusive  
Play



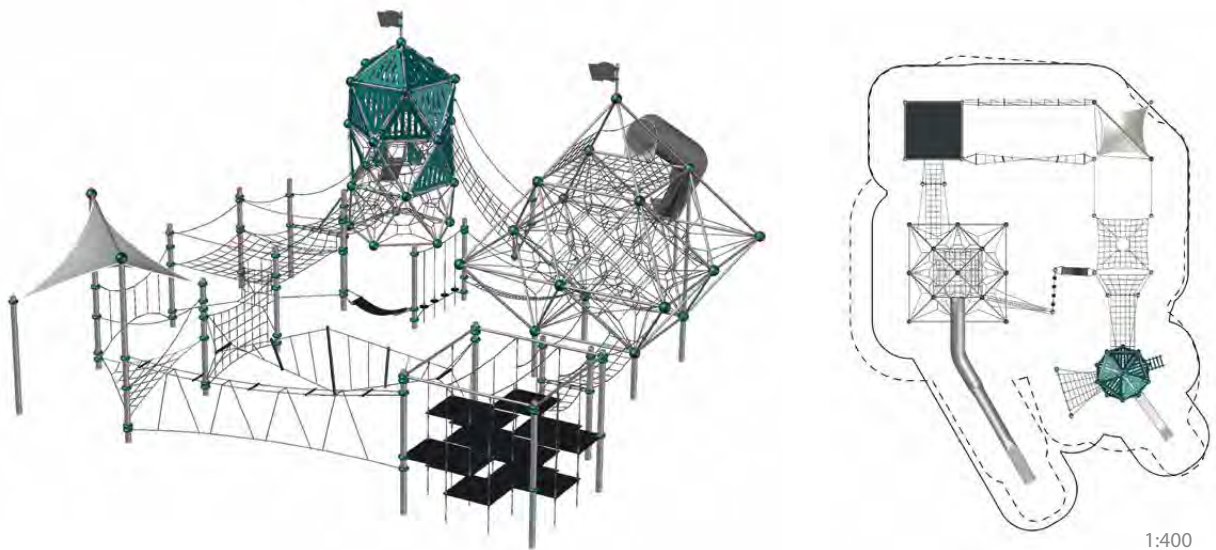
Landsberger Allee

90.180.486

	(m) 20,5 × 14,4 × 7,4 (")- 67-2 × 47-0 × 24-3
	EN 1176 (m) 24,6 × 18,8 ASTM/CSA (m) 24,7 × 18,0 ASTM/CSA (")- 81-0 × 59-0
	EN 1176 (m) 2,95 ASTM/CSA (")- 16-1
	5-12
	Berlin, Germany



The 400 sq yd large playground entails a twenty-foot-high Rope Playhouse (TripleBoo) as well as three-dimensional playground equipment (Jupiter), whose external frame resembles that of an octahedron.







# Greensboro, USA

## Children's Museum

The vision for the new Outdoor Play Plaza at the Children's Museum in North Carolina, USA was to have an area with a theme park feel, something that was more of a destination rather than a collection of swings, slides and merry-go-rounds on the playground. It needed to be something that would bring visitors in, something that no one else had.

The Berliner team designed a revolutionary solution, a playground with an amusement park feel, by putting not just one 29'-6" high Neptun XXL on the playground, but two, and then connecting the structures with a 29'-6" long tunnel.

Drive down the street and you can't miss these dueling climbing pyramids, enticing visitors to stop and explore. It's a highlight for the museum and a one-of-kind attraction. These sculptural additions to the landscape provide children with opportunities to challenge themselves, make independent decisions and build their self-confidence.

The structures, taller than most two-story houses, are metal with rope netting inside and each has a play volume for more than 200 children and adults.

Yet, it's more than simply climbing to thrilling heights. The pyramids offer horizontal and close-to-the-ground play, the open design (i.e., the lack of platforms inside the structure) encourages plenty of interaction among the children, which helps to develop socialization skills. And the true three-dimensional climbers stimulate creativity and cognitive skills getting children to think about where they want to go, creating their own path to get there.

*"The most important thing with a spatial net is that it is always well tensioned."*

### Greensboro

90.141.273

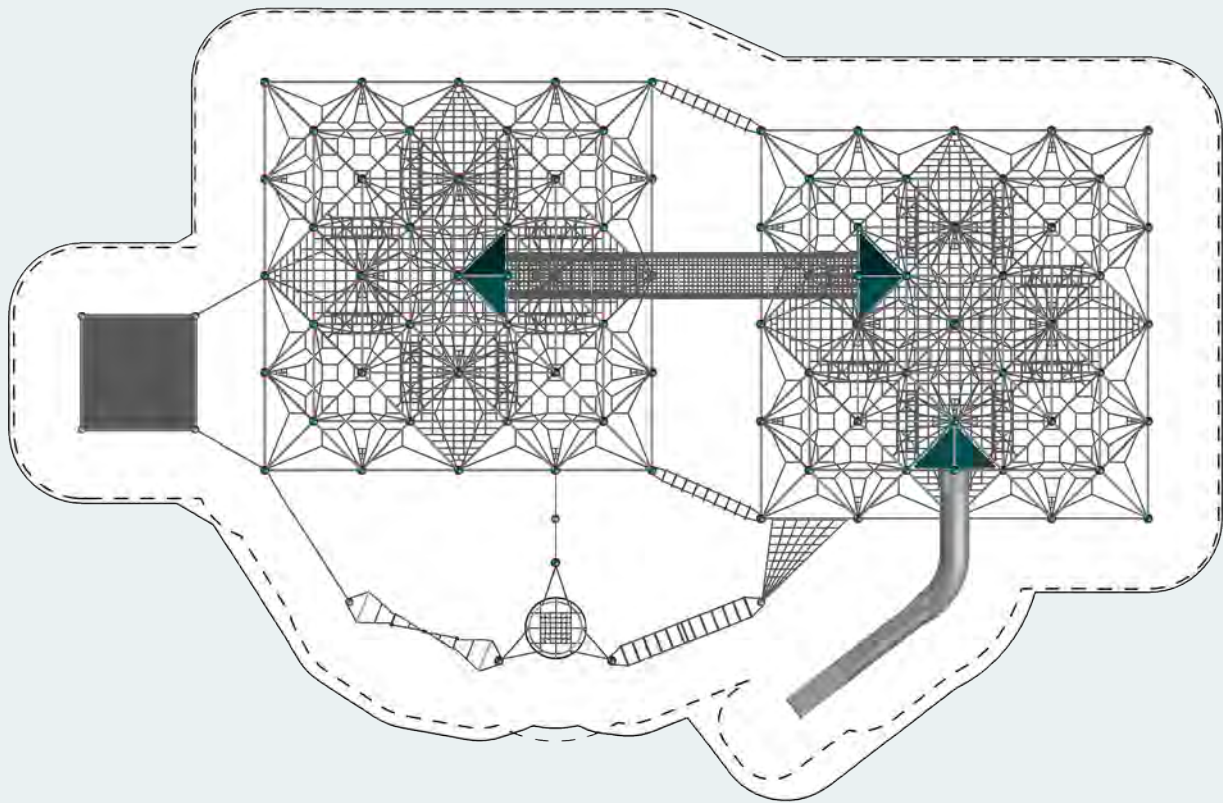
(m) 17,2 x 28,5 x 9,3  
(") 56-4 x 93-4 x 30-7

EN 1176 (m) 20,6 x 32,1  
ASTM/CSA (m) 21,0 x 32,1  
ASTM/CSA ("") 68-9 x 105-4

EN 1176 (m) 2,44  
ASTM/CSA ("") 8-0

5-12

672



Another unique feature to the design is the 29'-6" long net tunnel. Created using a small mesh, the tunnel offers an exciting challenge as children cross from one pyramid to the other. To make this even more unique, the pyramids have been customized with numerous climbing elements, such as: 3D net, Inverted Ladders, Twisted Nets, Climbing Rope, Chin-up Bars, Sway Bridge, and a Wasp's Nest lookout.

If children don't want to climb down, they can always speed down the attached 39'-4" long, stainless steel Slide. Half-open, the ride down is fast!






The Chessboard Cube offers a different climbing and sensory experience. Whereas, the 3D net climbers provide great transparency, the Chessboard Cube provides a little more privacy where children can sit or lay comfortably. Like a big, multi-level trampoline, when a child jumps in one corner, it affects children throughout the cube with a swaying up-and-down movement, creating more interaction among the children.

32  
Inclusive  
Play





South Jordan


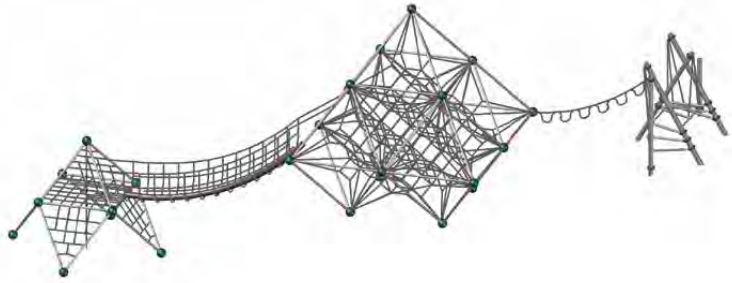
 (m) (")	17,0 × 12,9 × 7,6 55-8 × 41-5 × 24-8
 EN 1176 (m) ASTM/CSA (m) ASTM/CSA ("")	20,0 × 15,9 20,7 × 16,5 67-10 × 54-2
 EN 1176 (m) ASTM/CSA ("")	1,94 6-5
 5-12	
 South Jordan, USA	

This wonderful combination combines a Neptun, Sculptura, Net House and is going up and down the hill.








252  
Swingo

32  
Inclusive  
Play



1:400

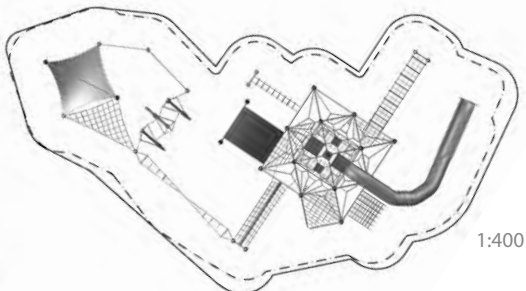
Arlington

 (m) (")	14,0 × 21,2 × 7,5 45-7 × 69-7 × 24-7
 EN 1176 (m) ASTM/CSA (m) ASTM/CSA ("")	17,1 × 24,5 18,0 × 25,3 59-0 × 82-9
 EN 1176 (m) ASTM/CSA ("")	1,94 15-1
 5-12	
 Arlington, USA	

The large Neptun with a Slide and Fort invites users to climb up and have adventures above. But if staying closer to the ground is more your thing – a Net Wall, Bridges, Access Nets, a Rubber Ramp and a low rope course may offer equal pleasures. And after the fun workout, there is even a nice socializing high spot, elegantly covered in shade, waiting for you.








32  
Inclusive  
Play



1:400

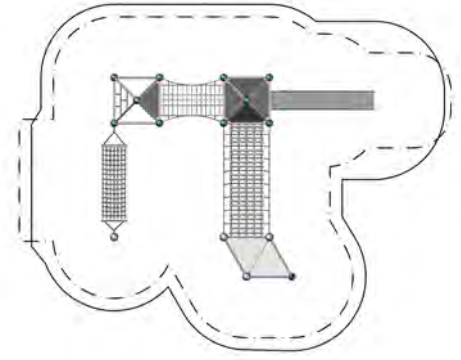
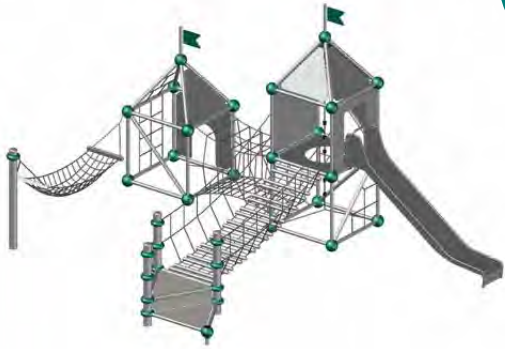
Mountain House

 (m) (")	5,5 × 7,3 × 4,0 17-11 × 23-10 × 12-10
 EN 1176 (m) ASTM/CSA (m) ASTM/CSA ("")	8,5 × 11,4 9,2 × 11,0 30-0 × 35-10
 EN 1176 (m) ASTM/CSA ("")	1,31 5-3
 5-12	
 Mountain House, USA	






A fairy tale castle welcomes the young ones at this Community Park. The two towers invite children to charge up the Bridge and down the Slide, or to explore the castle's secret tunnel system. And for those seeking less action, the Hammock offers the perfect hideout.



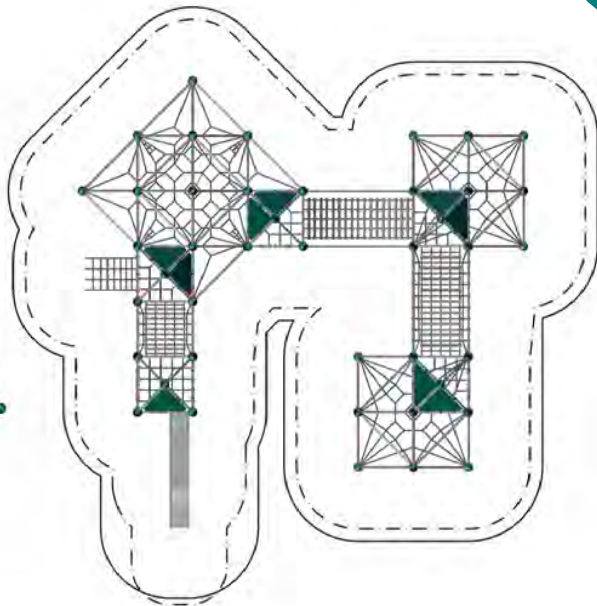

32  
Inclusive  
Play



Warneburg

 (m) (")	11,9 × 11,9 × 5,3 39-1 × 39-3 × 17-2
 EN 1176 (m) ASTM/CSA (m) ASTM/CSA ("")	15,0 × 15,8 15,7 × 15,6 51-1 × 51-3
 EN 1176 (m) ASTM/CSA ("")	2,02 6-8
 5-12	
 Krakow, Poland	






This CombiNation of spatial net structures and Playhouses encourages children to move within the structure. They can climb in the spatial nets, run across wobbly Bridges, hide in the little house or whiz down the Slide. On top of all this, the design offers many possibilities for role-play.






Vancouver.01

90.180.358

	(m) 18,6 × 15,7 × 6,1 (") 61-1 × 51-3 × 20-0
	EN 1176 (m) 21,6 × 18,7 ASTM/CSA (m) 22,3 × 19,3 ASTM/CSA ("") 63-3 × 73-1
	EN 1176 (m) 2,04 ASTM/CSA ("") 6-9
	5-12
	Vancouver, Canada



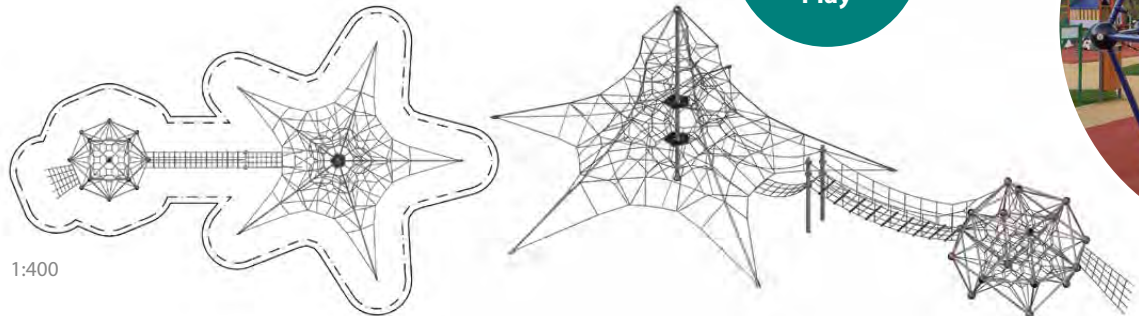
94



32  
Inclusive  
Play








182  
Our Spaceball  
in different  
Variations



1:400

Boston

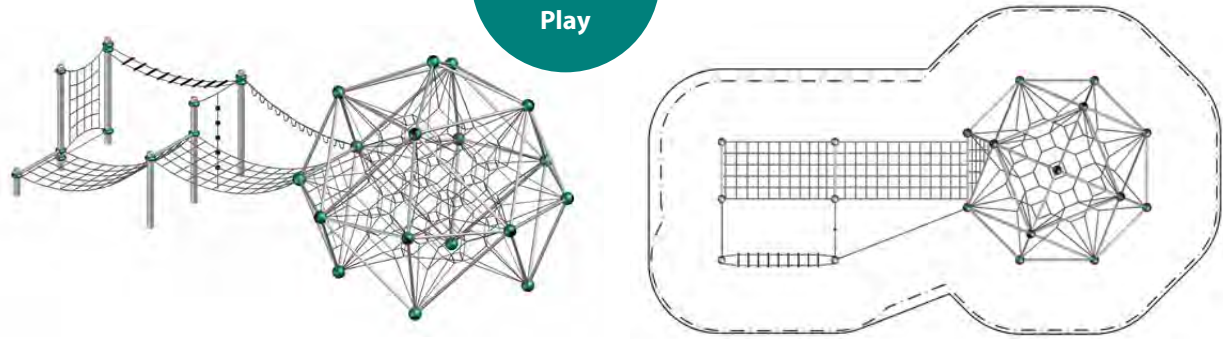
90.136.097

	(m) 5,1 × 11,5 × 4,5 (") 16-7 × 37-8 × 14-10
	EN 1176 (m) 8,5 × 15,0 ASTM/CSA (m) 8,7 × 15,2 ASTM/CSA ("") 28-4 × 49-7
	EN 1176 (m) 1,94 ASTM/CSA ("") 6-5
	5-12
	Boston, USA

This classic CombiNation of rope-based playground equipment includes the play volume wonder Spaceball in combination with some low rope course elements of our Terranos line. This Berliner net climber with its transparent character accomplished the architects' goal in keeping the sight lines open to the basketball court.








32  
Inclusive  
Play



Regensburg

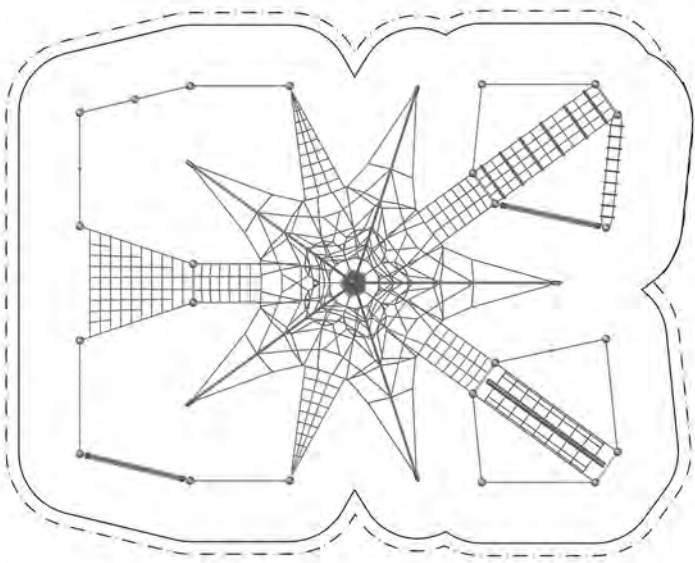
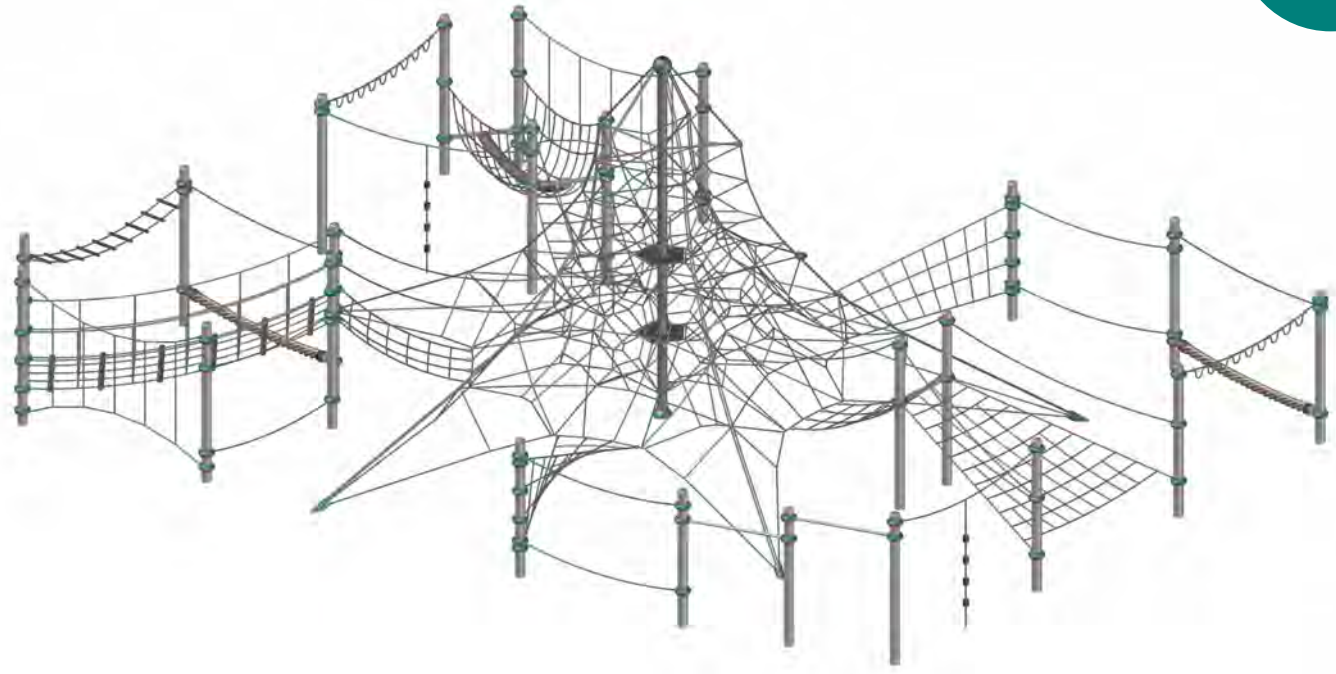
90.180.596

	(m) 10,8 × 14,5 × 5,1 (") 35-3 × 47-7 × 16-8
	EN 1176 (m) 14,4 × 18,2 ASTM/CSA (m) 13,8 × 17,9 ASTM/CSA ("") 47-3 × 59-7
	EN 1176 (m) 2 ASTM/CSA ("") 6-7
	5-12
	Rainsburg, Germany

Here, a Pentagode M and low ropes course elements enter into an artistic symbiosis. You can balance over the Terranos structures into the spatial net structure and climb up to a height of almost 33 feet.



32  
Inclusive  
Play










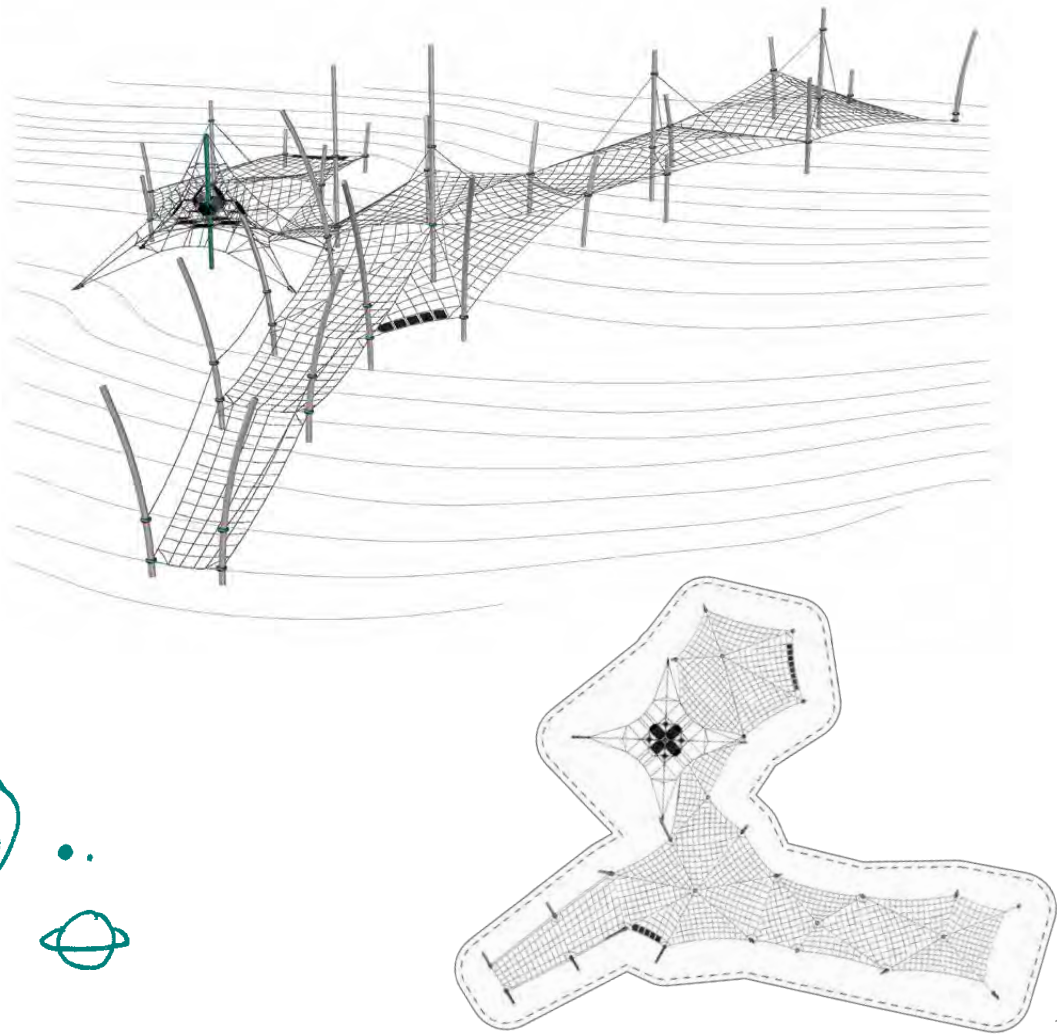


## Bad Schwalbach

95.190.413

	(m) ("ft")	28,4 × 24,0 × 10,5 93-1 × 78-9 × 34-4
	EN 1176 (m) ASTM/CSA (m) ASTM/CSA ("ft")	31,2 × 26,4 31,8 × 27,1 104-4 × 88-9
	EN 1176 (m) ASTM/CSA ("ft")	1,5 6-0
		5-12
		Bad Schwalbach, Germany

This CombiNation, located on a slope, offers a large net landscape for roaming and resting. A Tetrastar completes the climbing fun.



1:400



### Walldorf

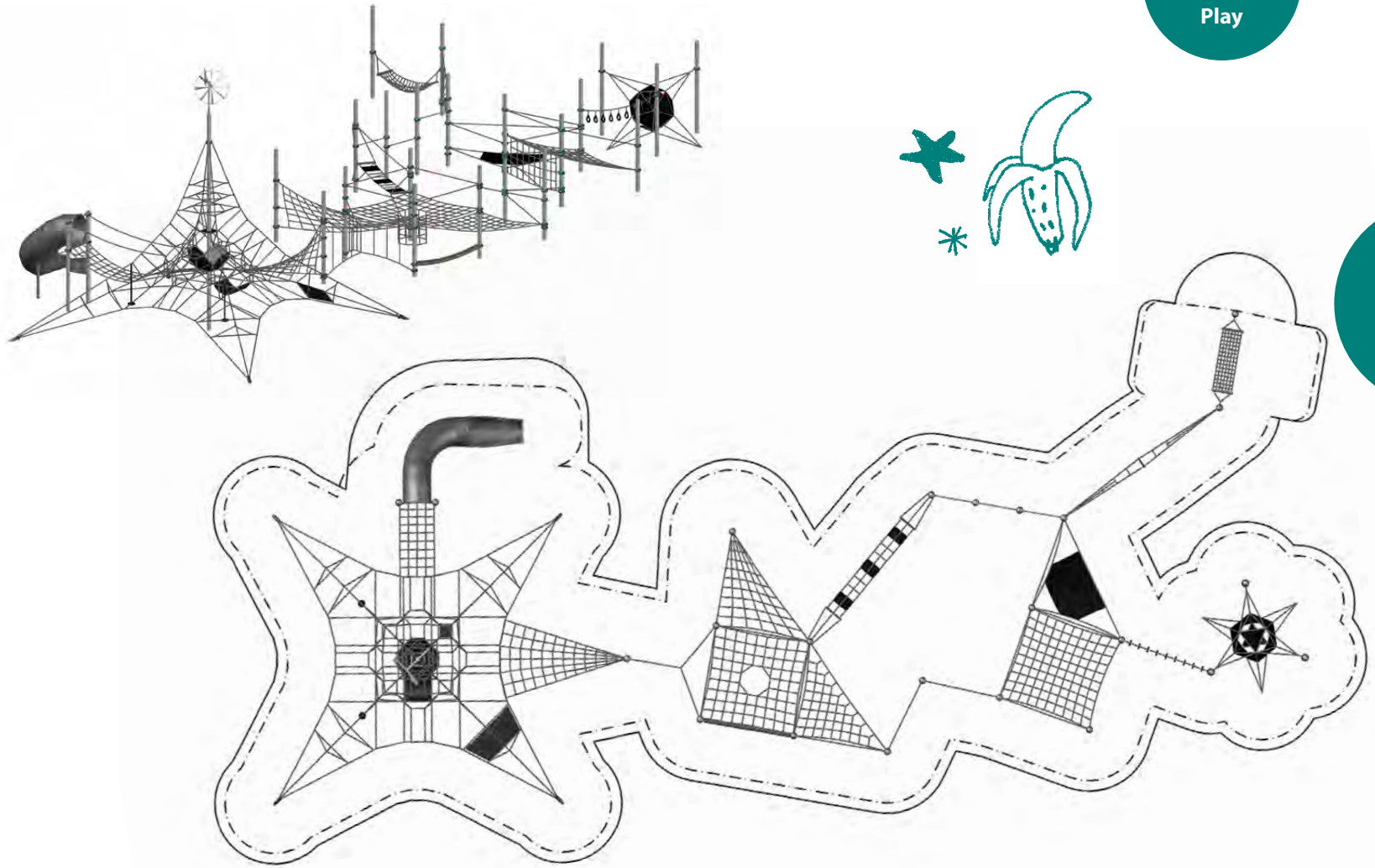
90.180.311

	(m) ("ft")	33 × 13,0 × 8,7 42-7 × 108-3 × 28-5
	EN 1176 (m) ASTM/CSA (m) ASTM/CSA ("ft")	15,5 × 36,4 16,6 × 36,9 54-2 × 121-1
	EN 1176 (m) ASTM/CSA ("ft")	2,05 6-9
		5-12
		Walldorf, Germany

This large structure combines a low rope course with elements from the Tetrastar and Terrano lines. Its special appearance results from the color choice. Rubber mats incorporated into the rope climbing web invite users to relax.

176

32  
Inclusive  
Play





# Berlin, Germany

## Climbing Paradise

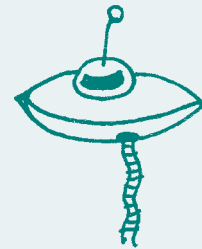
In the north of Berlin in the district of Reinickendorf, there is a climbing landscape on more than 16,146 square feet, which leaves no room for boredom. The planning was done by the landscape architect of the Berliner Seilfabrik, Alena Kniesche. She successfully implemented the diverse project, taking into account a wide range of topics, such as creating new challenges, inclusive play, U3 or the neighboring sports centre.

The Reinickendorf district wanted something new, something big, something modern, something for small and older children, and equipment that was still intact could be included in the planning. Alena Kniesche divided the play area in its outlines into two parts. This created an area for toddlers and another area, presenting challenges to the older children and adolescents over a vast climbing structure. The route goes through a 29'5" high central mast structure with a lookout, over various climbing elements into another spatial net device, known as a Spaceball. This Spaceball has been in place in the area for some years previously and led the cat burglars over a rope bridge to a field with rubber mats.

"This part of the playground was still in such good condition that it could be kept exactly as it is," said Alena Kniesche. "The modular system from Berliner Seilfabrik allowed me to link the new units of the course on the one side and playhouses on the other side with the old equipment."

*"The modular system allows expansions at a later point in time."*

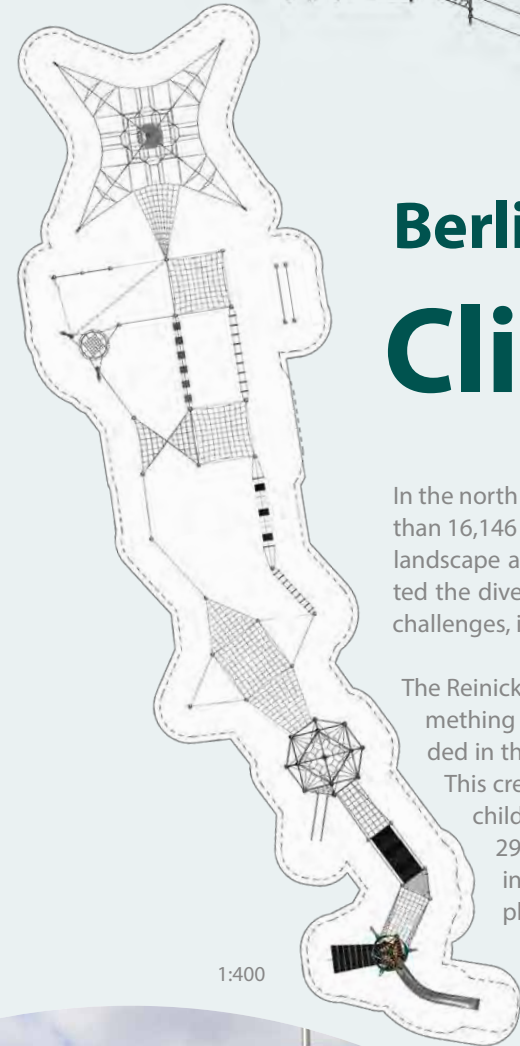
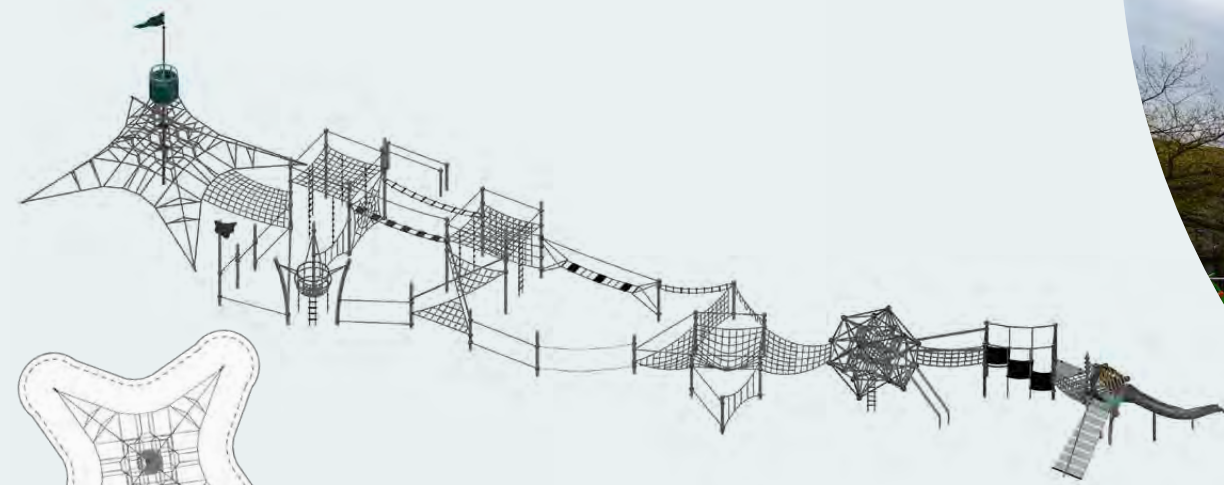
32  
Inclusive  
Play



### Berlin.11

90.180.761

	(m) ('-")	16,6 x 53,2 x 9,6 54-4 x 174-2 x 31-4
	EN 1176 (m) ASTM/CSA(m) ASTM/CSA ('-")	20,3 x 55,9 20,5 x 56,7 67-2 x 158-10
	EN 1176 (m) ASTM/CSA ('-")	2,9 9-7
		5-12







# Custom-made

Custom-made projects allow combinations in infinite ways.









# Custom is Standard at Berliner.

Thanks to its modular design, our equipment can be combined in infinite ways. Such individualization finds its highest expression in our custom-made projects. Berliner's Creative Center, made up of architects, designers, landscape planners and engineers, will assist you in turning your ideas into a reality. To help you visualize your ideas, we can produce high quality visual renderings prior to the construction phase.

"Custom-made projects are always very special," explains Marius Kotte, Head of Construction & Development. "We create something completely unique. It's often the case that the landscape for which the structure is designed ensures the design cannot be replicated elsewhere. Amusement parks or indoor attractions often have their very own themed world that needs to be addressed. In other cases, it's the history of the structure's location that ensures special results. For example, natural catastrophes spurred the creation of both the 'Aventura' and 'Margaret Mahy Family Playground' projects, both of which bring a breath of fresh air as well as children's laughter to the affected sites."



*"Custom-made projects are always something special."*





## Budapest, Hungary Városliget

"Liget Budapest" – that is the name of the largest urban culture development project so far in Europe, in which the symbolic and largest public park in Hungary's capital was completely renovated. One of the most modern and varied playgrounds in Europe has been created on an area of 140,000 square feet, which consists of a total of over 50 various pieces of play equipment. These are not only aimed at all different age groups, but also predominantly offer a high level of inclusive potential.

At the center of this extraordinary playground, there is a hot-air balloon almost 46 feet in height, with a huge spatial net located on the inside. The ascent to the balloon's basket takes place via Rope Ladders and Climbing Ropes, before the three-dimensional climbing net is accessed via ascent plateaus of varying heights. The famous painting "The Balloon" by the artist Pál Szinyei Merse served as the model for the balloon design. It shows a hot-air balloon in the striking white-red striped color combination, as it ascends from Városliget in the air. The new climbing balloon is not only an attractive piece of equipment for the children in the park, but its appearance also creates an historical connection between the past and present life in Városliget.

Other highlights of the playground are the two climbing towers, each of which are fitted with a tube spiral or a tube curve slide. While the ascent to one tower takes place via a challenging small-meshed spatial net, the other is equipped with sloping net plates that can be used to climb all the way up. Both towers are connected to each other through net tunnels, a large horizontal net and many other different low rope climbing elements.

*"The largest and most ambitious urban culture development project so far in Europe."*



However, the Towers and the balloon are by no means the only playground equipment in the Városliget City Park, which makes it possible to climb to great heights. Climbing enthusiasts can climb to the treehouse Quii, which is located on the top of the mast of a three-dimensional central mast climber. From here, it leads into a low rope course once again via a net tunnel and another treehouse. This ends with a large Chessboard Cube made of rubber membrane mats. In the immediate vicinity of the rope play equipment, there are various swinging and jumping attractions close to the ground. In addition to a Net Swing, as well as the two nest swings Cup Swing, six people can experience high-altitude flights together at the same time on the Face-to-Face Swing. In a separate toddler area, among other things, the playhouse Triitopia offers space for first climbing experiences for the younger children.

In order to be able to create such a modern and holistic play world, which is sustainably attractive for families, which is also used in the long term as a place for regular leisure activities, child psychologists, landscape architects, teachers and children were involved at the beginning of the planning process. Benedek Gyorgyevics, the Managing Director of the company Városliget Zrt. which is responsible for the Liget Project, is satisfied with the result: "The new playground helps to ensure that the young children of Budapest are able to live a healthier lifestyle than before, because it gives them the opportunity to be physically active in the fresh air – a real alternative to video games on the sofa at home", says Gyorgyevics to the Daily News Hungary.





## Bergen, Norway

# Nygårdsparken

Nygårdsparken – this is the name of the biggest public park in Bergen, Norway. The park is located in the center of the city and was renewed through various renovation measures. Throughout the renovation process, it was crucial for the city to create activities and a safe space for children and young teenagers at the same time. This notion has now been impressively achieved.

A total of 13 different climbing towers are connected via net tunnels and form a contiguous climbing landscape that winds up over 200 feet of the tree-covered slope. The entry towers are located at the lower and upper end as well as halfway up the structure and can be reached via Climbing Ropes, Ladders, and Net Plates. To provide more of a challenge, some of the net tunnels inside are equipped with different obstacles. The various passages made of nets and HDPE panels narrow the diameter of the tunnel or the path is crossed by Climbing Ropes.

In addition to this varied range of activities, which is refined in the lower part of the climbing landscape by add-on elements such as rubber membranes at different heights, various horizontal nets, a nest swing and a Sway Bridge, the users of the playground are offered a spectacular view over the roofs of Bergen as they climb a total of 40 feet in the air through the net tunnels.


*“A total of 13 different climbing towers are connected via net tunnels and form a contiguous climbing landscape!”*

The natural coloring of red-brown posts and clamps, olive-colored posts, as well as beige ropes, make the system fit wonderfully into the park's ecosystem. The panels covered in bamboo also support this style. “That was exactly the goal of the design”, says Torstein Hagen of Uniqa, an exclusive partner of Berliner in Norway and is co-responsible for the planning and implementation of the climbing world. “Nygårdsparken is a ‘protected park’, which means that no major changes can be made to the trees or the appearance of the landscape. That’s why we coordinated the design and the color choice in close corporation with the relevant authorities.”

Not only did the slope present challenges during the installation of this playground, but so did the unusual underground situation. “Because the hill in the upper area is made of solid rock, no pits could be dug and the foundations for the individual posts had to be laid above ground”, recalls Marius Kotte, Head of Construction & Development at Berliner Seilfabrik. “The solution was the use of steel reinforcing rods drilled into the rocks. Subsequently, the foundations could be cast around the connectors and thus obtained the necessary stability.”

It was important for the client that the new climbing path became an attraction for children of different ages. “That’s why the upper part of the tunnel is a little deeper above the terrain. There, the slightly smaller children can try their hand freely. The path gets steeper the further you go down”, Linn Riise Handal told Bergen Commune. She is a landscape architect of TAG Architekt and was also responsible for the planning of the playground.

Both the contracting authorities and the end-users are satisfied with the result. “It’s become very good”, Signe Wie, project manager for the Agency for Urban Environment, told reporters from Bergen Commune. “It was a challenge because the terrain is so steep, but I’m very happy with the installation and final result. Nothing is as good as child’s play and laughter.”



Photos: © UNIQA AS



# Queensland, Australia

## Bim'bimba Park

Bim'bimba Park is located in the middle of the Community Gainsborough, Greens in Queensland, Australia – an extraordinary park, in the center of where a varied and natural playground has been created. The highlight is a 45 foot high climbing tower made by Berliner Seilfabrik, equipped with two different slides at different heights. The made-to-measure model takes up the shape of an Australian bottle tree, the striking shape is characterized by a particularly thick and bulbous trunk.

“In order to maintain the distinctive shape of the trunk of the Australian bottle tree, a total of eight posts were bent into the appropriate shape,” says Marius Kotte, Head of Construction & Development at Berliner Seilfabrik. “Thanks to the most modern bending machines, we are able to bend tubes up to a diameter of 5.3 inch with a wall thickness of 0.4 inch in-house and were able to respond to our customers’ custom design requests.”

To complete the appearance of the bottle tree, transparent steel panels were installed in the upper area of the tower, the milled pattern shows the foliage of the bottle trees. The wall elements on the other levels are either provided with a fine-meshed steel net ensuring high transparency, or they are covered with bamboo panels. “By using bamboo, we not only achieved the natural look we wanted for the climbing tower, but we also took up and implemented the sustainability concept of this special place,” says Kotte.



Direct entry into the tower is possible by two ascent nets, which leads climbers through a narrow opening to a first, small-meshed net area. From here, the ascent begins over a huge spatial net. On the way up, you come across several rest options in the form of rubber membrane mats, which are incorporated into the spatial network and invite you to relax. Those who make it all the way to the top will once again reach a planar net area with a fantastic view.



Another exciting access to the tower can be through the almost 115-feet-long network tunnel. Halfway through the tunnel, there is a treehouse with bamboo panels, equipped with a rope ladder.

Those who prefer to climb in a horizontal direction will get their money’s worth on the exciting low ropes course. Over 98 feet can be climbed here in one go, with various levels of climbing being offered. The playground is attractive for all age groups.

A combination of different swings round off the playground in Bim'bimba Park. In addition to a nest swing, which offers fun for several people at the same time, two swing seats for small children are offered here.

To top off this extraordinary project, the involved landscape architects received a prize in the Parks and Open Space category at the annual AILA Queensland Landscape Architecture Awards, which are presented by the Australian Institute of Landscape Architects. The judges were enthusiastic and wrote in their reasoning: “This project shows a very well executed and impeccably detailed center for play and recreation for the Gold Coast community [...]”

*“We also took up and implemented the sustainability concept of this special place.”*








## Sankt Englmar, Germany “Waldwipfelweg” in Bavaria

In 2008, the “Waldwipfelweg”, a treetop path, a Lower Bavarian family attraction, opened in the Bavarian town of Sankt Englmar. It takes visitors 98 feet above and through the treetops of the Bavarian Forest, offering a magnificent view of the surrounding landscape. In 2014, Martin Six, the founder of the Waldwipfelweg, came up with the idea for a forest tower. While planning, the idea of a 170-foot-high tower with a barrier-free spiral walkway (width 8'-2", maximum gradient 6%), which was to have the shape of a spherical tree, prevailed.

This resulted in a tower whose “trunk” is represented by a huge concrete mast. The viewing platform is reached via a 1,300-foot-long wooden path that winds around the mast like a spiral staircase. Six decided also to make the tower more attractive for children and to integrate a playground of a special kind.

For the wish of an alternative ascent, Six teamed up with Berliner Seilfabrik. Various play elements such as Tunnels and Bridges playfully connect six levels and thus approx. 76 feet in height up to the viewing platform. Elimar Quednau, project constructor at Berliner, recalls: “The first designs of the tower were fixed and so we designed five net elements in close coordination with the steel constructor to take the climbers from level to level.” From the start of the “treetop”, a vertical net ascent with staggered HDPE panels leads to the second level and thus to the first of two intermediate platforms. An inclined net ascent takes the visitors from there to an arched ascent with inner offset nets, which leads along the outside of the tower at a height of about 131 feet.

*“The dizzying height  
and the view were a  
great experience.”*



Once you have crossed the arch, you land on the second intermediate level. This is where one of the highlights of the forest tower is located: the 33-foot-high DNA Tower with a three-dimensional climbing net that almost sticks out of the tower with its posts. Quednau revealed: “The idea of placing a DNA Tower in the tower came at a somewhat later stage of the planning. To make the installation of the DNA Tower possible, additional static calculations had to be undertaken and more steel beams had to be installed below the second intermediate platform.”

You can balance across the forest tower on a jungle rope in a 38-foot-long net tunnel at a height of 20 feet. A second arched ascent bridges the way between the last two levels and this time leads up to the viewing platform at a height of about 23 feet inside the tower. There, another unique feature of the tower awaits the visitors.

Two small-meshed nets found at the far edge of the platform offer those who dare to step on the net a view 170 feet into the depths. All rope crossing points of the planar nets as well as the tunnels of Berliner Seilfabrik are pressed with aluminum Ballknots. An international patent has been granted for a new version. “Although I know that our nets are designed for several tons of user load, the step onto the net was a real challenge. The dizzying height and the view were a great experience,” so David Köhler, Managing Owner of Berliner.





# Copenhagen, Denmark


## Park'n'Play

The playground called Park'n'Play towers above Copenhagen's harbor scenery in bright red. What is special: it is located 79 feet above sea level on the roof of a parking garage and thereby sets standards in the way people think about designing public spaces.

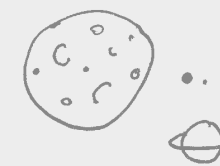
This project's challenge was to create centrally located parking facilities that integrate optimally into the surroundings of the modern Nordhavn city district which is characterized by luxury and lifestyle. The architecture firm JAJA Architects solved this challenge in cooperation with UNO and Berliner Seilfabrik by designing a building that "does not only need space but simultaneously also provides space", explains Kathrin Susanna Gimmel, the leading architect and co-founder of JAJA. The result is a parking garage which has a multifunctional character due to its extraordinary facade and roof design.

Inspired by the staircases on the exterior of the iconic Centre Pompidou in Paris, a flight of stairs rises from the ground floor across the long sections on the north and south side of the parking garage up to the roof. The red handrail of the stairs continues on the roof and is integrated like a 'red thread' in the various play structures. It thereby serves as a key element in the swings, benches, and monkey bars. It finally leads visitors to the absolute highlight of the rooftop playground: a nearly 26 feet tall Climbing Pyramid made by Berliner Seilfabrik.

*"The result is a car park with multifunctional character."*



The ascent is made via a black planar net that winds around a center mast like a spiral and gets narrower and finally tapers off towards the top. The idea of a 'red thread' is also continued in this structure: In this case, it runs through the outer side of the planar net as a curved steel pipe and is a tensioning element for the net at the same time. "The challenge in constructing the pyramid was to use the existing roof structure as a solid anchor without damaging the properties of the roof's cladding", says Marius Kotte, Head of Berliner Seilfabrik's department of Construction & Development. "The solution was the large number of a total of 16 anchor points. That way, the arising tensile forces are optimally distributed and the permeation of the roof structure was minimized."



It is also noteworthy that the structure only has a maximum fall height of almost 7 feet despite its total height of nearly 26 feet. That is thanks to its shape: as the flat nets are wider at the bottom than at the top, a net would always catch you should you fall.

No one doubts that the rooftop playground is a total success. "There are always people up here on the roof", says Gimmel, "even on a cold winter's day in December."







## Medebach, Germany

# Aventura

Europe's longest climbing facility starts at the foot of the Bromberg in Medebach, Germany. Over a length of 550 feet, a wide variety of tunnels and bridges, balancing elements and rubber mats wind their way up the mountain through various towers.

In Medebach, a holiday location in Sauerland which attracts walkers during the summer and skiers in winter, "Aventura – the PlayHill" was officially unveiled at the end of September 2015. The planning for the construction of a large leisure facility began several years ago. The Kyrill storm caused substantial damage in the area when it hit in 2007. The original concept for the climbing facility was based around the elements water and air. The playground, like the wind that blows up the mountain or the water that flows down, was designed to be on a slope. The project was realized by the Gasse | Schumacher | Schramm architect's firm in Paderborn in collaboration with Berliner Seilfabrik.

What's really notable is that certain elements were developed during the project, including the towers. The highest is 25 feet high. The free fall height never exceeds the maximum of 9 feet. Inside there are nets that lead visitors to a long spiral tunnel slide. Another tower is eye-catching due to its special shape. Here you can admire the beautiful view from above, lying on a lookout net. These towers are encased in bamboo panels. Berliner Seilfabrik uses bamboo because it lasts longer than wood and, in addition, has a better environmental footprint. It is a grass which grows again after it has been harvested, as opposed to tree wood. Large spheres hang in two towers like cocoons between the posts. Plate-shaped nets provide an access point. These elements should remain as transparent as possible, yet still safe and secure. That's why they were surrounded by close mesh security nets. These were also used in one spot where a small gorge needed to be negotiated and where the classic suspension bridge leads over a



rock face. Another challenge is the so-called Chessboard Bridge. Square shaped rubber membranes are stretched between holding ropes. Children hop, rock, and relax here.

Almost 36 tons of steel were delivered to the construction site. Of the almost 100 posts that were used, the heaviest weighed almost 1,000 pounds on its own. During the test drilling conducted in the preliminary stages, solid rock was encountered near the surface. When digging the foundations for the facility, it turned out to be softer shale. The foundation work for the posts needed to be re-evaluated in the manufacturing process.

Plateaus were created on the areas with towers and platforms so that the fall protection material is not washed away in the event of rain due to the large slope. Wood chips were given the thumbs-up as the fall protection of choice, as they blend into the natural surroundings in terms of color and help ensure a safer fall. A genuine fall protection alternative for the slopes is turf. It integrates into the landscape seamlessly as it is a natural element and will transform into a flower meadow in the course of time, without losing any of its fall protection qualities. The average gradient of the slope is approximately 21 percent with significant variations at various parts of the ascent.

*"Europe's longest climbing facility is over 550 feet long."*








## Elstal, Germany


# Karls' Potato Chip Restaurant



In Karls' Adventure Village in Elstal near Berlin, almost everything is about strawberries with a few exceptions. The so-called 'K2 – potato chip adventure world' consists of a variety of exciting attractions revolving around the theme of potato chips.

The highlight is a spacious indoor playground that provides for limitless climbing fun. This is not located at ground level but is at an elevation of 10 feet and extends above the heads of those seated in the potato restaurant. A total of four climbing potatoes in two different sizes are suspended at different heights from the ceiling of the chip production plant and are connected to each other by means of various net tunnels.

"Our customer wanted an indoor playground that would fill the empty space above the seating area in the restaurant. At the same time, we were also instructed to ensure it had a high play value and, of course, made reference to the site's potato-orientated theme," recalls Katharina Hilger, one of the engineers of the Berliner Creative Center. "We came up with the idea of fabricating large climbable potato-shaped structures that float in the air."





*"It is also literally one of the highlights among indoor, themed play attractions."*




The potatoes consist of a steel framework. In each case, two rings are linked together by curved steel tubes to provide a rounded form. The lateral and top openings of these steel frames are carefully enclosed with net structures to provide for the necessary safety while also ensuring the structures remain transparent, so that it is possible to look out and look in. The two smaller potatoes each have a vertical net tunnel extending from the floor, where they are attached to steel plates anchored to the structural foundations. The yellow steel frame and beige rope create an original look for the climbing potatoes. In order to imitate the typical earthy patches of the underground tubers, a reddish-brown finish was chosen for the fastening clamps.

A particular contribution to the play value of the system is provided by the differing designs of the connecting tunnels that link the potatoes. On closer inspection, it becomes apparent that these vary not just in terms of length, form, and diameter, but that a new adventure also awaits every exploring child in each tunnel.

This potato-themed climbing provides visiting children with a playground in which they can play whatever the weather is like while parents can sit at their ease below and enjoy hand cooked potato-based delicacies. It is also literally one of the highlights among indoor, themed play attractions.








Québec, Canada

# Geoparc Percé

In summer 2017, the Geoparc de Percé in Quebec, Canada opened the gates to the new indoor playground: a huge, three-dimensional rope net landscape in the shape of a water world! The idea of the design, which stems from the minds of the architects Groupe BC2 from Montreal, and which was implemented through the collaboration with Berliner Seilfabrik, was to imitate the geographic surroundings. As the town Percé lies directly on the eastern coast of Canada, where the landscape is massively characterized by the steep cliffs and impressive rock inlets, a correspondingly diverse and unique net landscape emerged.

Two black spatial nets, which span the entire area of the room, separate the room into three levels and thus let the sky appear above, the marine world emerge in the middle and the bottom of the sea take shape at the very bottom. The three levels are connected by three conical net funnels, which are reminiscent of the rock formations that protrude from the water off the coast of Percé. Above the funnels, you can climb from the "sky" to the underwater world all the way to the ocean floor. For those who want to reach the bottom quickly from the very top, there is a tunnel slide which takes you directly to the ground. Between the middle level and the ocean floor, there are also Climbing Ropes, which remind you of underwater plants.





*"Geoparc wanted to make the illusion of walking over water become a reality."*

Hammocks are attached directly beneath the ceiling on the top level. Here the kids can climb inside and get to experience the sensation of floating in the air.

The reason for a climbing landscape, which is almost entirely made from rope, lies in the intention of the client. Geoparc wanted to make the illusion of walking over water become a reality. The mesh of the planar nets is made in a way, for this to become possible and at the same time, an appropriate climbing challenge is provided for children.

There were also challenges in implementing the climbing landscape. "Enclosed spaces are often a special challenge regarding the planning, as the space is clearly predefined and thus inflexible", explains Marius Kotte, Architect and Head of Construction & Development in the team of Berliners. "This affects the accuracy of fit of the nets as well as their connection points, which have to be set accordingly." To ensure the required stability, screw straps were thus screwed directly onto the steel beams of the building.

Since the opening, more than 200 kids have been all over the net landscape every day. "We are really very happy", says the President of the Geoparc de Percé on ICI Radio Canada. "Percé already has a lot to offer, but we were searching for tourist attractions which are also attractive during bad weather. We now have something to offer year-round with this indoor playground."





# Elstal, Germany

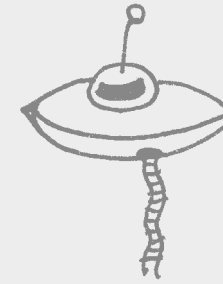
## Karls' Climbing Silo



In spring 2016, Karls' Erlebnis-Dorf (Adventure Village) opened new playgrounds at various locations. One of them is in Elstal close to Berlin and in Zirkow on Rügen. The two new play structures in Elstal and one in Zirkow are especially spectacular and possibly record-breaking. Karls' Climbing Silos are over 43 feet high climbing towers with an almost 4,600 cubic feet size net inside and a slide of almost 56 feet length, which takes the summiteers back to the ground.

The landscape architect in charge, Ute Hoffmann, describes: "The idea for Karls' climbing silo developed in our Karls' planning group from various requirements. On the one hand, we wanted to create something unique for the older kids as well, as we all have children of our own, who have partially "outgrown" the normal playgrounds for kids. My own sons for example are 12 and 14 years old." A net is the perfect base for this. Climbing in a three-dimensional space not only challenges and encourages the kids, but it also improves their psychomotor abilities along with their three-dimensional imaginative power. A rope is the suitable playmate. It reacts to the movement of the kids.

She then explained: "The further challenge was to create a great attraction in a small space. The existing 39-feet-high fire-fighting water tank was to be included thematically. As we like to integrate common village structures in Karls' Adventure Villages, we invented the design of the twin silo towers. The Climbing Silo was to look as if it were still under construction and therefore very airy. This increases the height adventure for the kids and the guests on the courtyard terraces, who are fully entertained while watching the kids. The see-through design has been implemented very well with the choice of the material and the color of the ropes. Except for the outer skeleton, made of steel posts and steel rings, only different rope attachments were to be used. This also turned out very well and makes the climbing experience unique. Especially in Elstal we were also able to include a farther, higher located terrace through a tunnel".



*"We wanted to create something unique for the older kids as well."*

Marius Kotte, architect at Berliner Seilfabrik and Head of Construction & Development, explicitly names the height of the unit as a special challenge: "We had to make sure that it was possible to connect the parts without big measuring tolerances, as the net does not allow much measure deviation. Here, however, it was already the tolerances of the pipe supplier that gave us a headache, as this was already around 2 inches with the 42 feet long poles. Due to the length of the posts, a mounting by simply positioning and screwing together was not possible. In addition, this kind of net has never been built before. For the net, connecting details between the tightening ball and the poles had to be developed. The net is hung in a "swimming" position; this means that the upper balls are brought into position by suspension ropes. Here, too, a deviation from the system measures was not allowed," said Marius Kotte.

"Concerning the slide, the difficulty was to manage the run in such a way that the net tunnel was bypassed and the required space for the landing did not exceed the existing area and the maximum permitted incline was adhered to. For this reason, the slide has a sharp bend in it after passing the tunnel. The last piece has an incline of almost 40° (usual are 30–35°). The real goal of the climbing adventure is the tube slide, which fits perfectly into the complete picture with its rusty look." says Ute Hoffmann.

Marius Kotte explained: "This rusty look of the poles developed without additional work all by itself and naturally and is only on the surface. On simple steel, so-called flash rust builds up quickly and only makes clothes dirty, nothing more. In order to avoid corrosion in the foundation, an epoxy coating was applied, as the vulnerability for rust is extremely high in this place. The poles have a thicker walling than they statically need in order to be definitely on the safe side regarding this aspect. The rusty look of the slide, which is really made from stainless steel, is achieved through a foil that is wetted with metal particles. These particles also build flash rust and make the slide look old". At the opening the kids took over command and took the climbing tower by storm. And Ms. Hoffmann is enthusiastic, too: "We think that Karls' Climbing Silo is very well done and was implemented by Berliner Seilfabrik in a unique way with no look alike. It fits really well into our playing concept".








Wattens, Austria

# Swarovski Kristallwelten

The Swarovski Kristallwelten (Crystal Worlds) are one of Austria's most visited tourist attractions. Nestled amid gorgeous scenery, the 18.5-acre landscape park is situated close to Swarovski's headquarters in Wattens. With a total investment of 36 million dollars, the amusement park was expanded significantly in 2015. Besides the crystalline park landscape, the expansion of the family and children areas takes center stage. This also applies to the play tower – a four-story playhouse made of glass. The largest play structure inside the glass tower is a 3,425 cubic feet spatial net. It covers four floors and is integrated directly into the building. It was at the time the largest spatial net ever installed inside a building. Berliner Seilfabrik was commissioned with the implementation.

With a classic rope-based play structure, the net is tensioned equally via symmetrically arranged tensioning points. During the building's planning phase openings for a future spatial net had been considered. According to the design of the play tower these did not follow any symmetry and posed a challenge. Here, Berliner was able to draw on their many years of expertise.




*"Largest  
spatial net ever  
installed inside  
a building."*



The huge spatial net's main tensioning points are attached to the openings provided in the steel framework via the AstemTT® tensioning system. Special ropes, tailored to the building, are attached to the spatial net's sides and between the wood pit lining in the ceiling, as well as the windows' side between the steel construction. This required a great deal of customization and presented a particularly interesting challenge. Despite detailed preparation, including 3D-planning, the project could not have been accomplished without an onsite operation from specialists of Berliner Seilfabrik. To make sure that maximum safety standards and persistence was provided, ropes had to be mounted individually. Mental Floss, an online and offline magazine that presents facts, lists, stats, and information, named Swarovski Crystal Worlds on its list of "16 of the Coolest Playgrounds in the World."







Be'er-Sheva, Israel

# A New Family Attraction

Be'er-Sheva in southern Israel is one of the country's largest cities. As a so-called "developing city", Be'er-Sheva has been turning into a religious center and has become an important Israeli metropolis over recent decades.

In addition to the residential neighborhoods, the growing industrial sector and increasing tourism, new local parks have been established. One of these is Be'er-Sheva River Park.

A massive playground, consisting of a vast climbing landscape made up of equipment provided by Berliner Seilfabrik forms the heart of the park. Seven differently equipped climbing towers are evenly distributed over an area of approximately 1,800 square feet. They serve as the foundation pillars of this climbing paradise. The towers are connected with net bridges that are up to 19.7 feet in length. Some of the bamboo-clad towers are more than 26 feet high, giving them the appearance of a tree house village thanks to their natural design.

Besides its remarkable size and complexity, another distinctive feature of the playground is its density of climbing structures and the way these are connected. The gaps have been filled in using additional, enjoyable equipment. Climbing mats, ladders, nets, and ropes add many more options for climbing and playing, making the playground even more versatile. A neighboring low rope course for children who aren't quite ready to make their way up to the "treetops", offers additional variety and an exciting challenge for smaller children.

*"Climbing mats, ladders, nets, and climbing ropes expand the large pool of play functions."*





Index

This index contains selected information only and may give you some inspiration. For further information please contact your local dealer.

A

Accessibility	32–35, 130, 147, 257–262, 265, 268–270, 273, 284–285, 348
Add-on Components	52, 77, 114, 134, 145, 160, 166, 188, 208, 235, 242–244, 336
Aluminum	27, 31, 38
Architects	23, 210–245, 306–325, 338–373
AstemTT® Tensioning System	27, 31
Aventura	388

B

Balancing	244, 274–277, 286
Bamboo	30, 38, 54–101
Berliner Creative Center	23, 24, 34, 163, 177, 332, 338–373, 374–399
Bouncers	284–285
Bridge	65, 77, 240–243

C

Cable Ride	292
Calisthenics	280–283
Carousel	268–270
Central Mast Structure	87, 93, 192–209
Charlotte-Connector	290, 309
Chessboard Cube	222 ff., 347, 363
Classics	173–189
Climbing Landscape	71, 210–245, 363, 372, 388–398
Climbing Rope	28, 30
Cloud 9	259
Cloverleaf Ring	26, 38, 197, 201, 310, 318
Cloverwood	310
CombiNation	338–373
Combinations	68–76, 107–111, 132 ff., 238 ff., 338–373, 374–399
Company	22–31
Connecting Elements	77, 114, 134, 188–190, 235, 242–244, 343
Corrosion Protection	26–31
Cosmo	160–165
Cubiron	153, 158–159
Curries	235–239
Custom-made	374–399
Customization	215, 343, 374–399
Colors	front cover flap

D

Day-care Center	36, 69, 109, 116–135, 258–261, 267, 353
Design	26–41, 57, 153
Disability	32–35, 130, 147, 257–262, 265, 268–270, 273, 284–285, 348
Disk	268
DNA Towers	145–151, 344–346, 360, 384–385

F

Fast Lane Slide	190
Fitness Equipment	280–285
Float Swing	262
Foundation	163, 227, 381, 389, 395

G

Geos	326–337
Gliding	286
Globe, The	153–155
Greenville	54–101
Gymnastics	280–285

H

Hammock	188, 242, 257, 309, 336
HDPE	31, 190

HDPE Slide	190
High Altitude Adventure	58–60, 62, 81–85, 91, 100, 141–143, 174, 148, 197–205, 363–366, 378–379, 382–385, 394–398
HodgePodge	246–295
Housing	154, 315–318, 331, 363

I

Inclusion	32–35, 130, 147, 257–262, 265, 268–270, 273, 284–285, 348
Indoor	390–393, 396–398
Installation	23
Inventor of Rope Play Equipment	22, 153

J

Joe Brown Collection	153–159
Jupiter	173, 178–181

K

Karls' Adventure Village	332, 390, 394
--------------------------	---------------

L

Landscape Architecture	23, 210–245, 306–325, 338–373
Leaves	77–79
Leisure Park	58 ff., 81 ff., 338 ff., 374–399
LevelUp	42–53
Location	24–25
Low Rope Course	210–245
Lunia	139–143

M

Maintenance	23
Manufacture	22–31
Material	30–31
MedeBach	66, 240 ff., 290 ff.
Mixed	292–294

N

Neptun	173–177, 364–366
Nest Swing	258–262
Netscape	210–245, 363, 372, 388–399
Numbers	279

O

O'Tanniebaum	265
Over Easy	276

P

Palmetto Saucer	258
Parkour	280–283
PentaBoo	87, 93
Pentagode	195–199
Planar Net	77, 114, 134, 189, 208, 242–243, 306–325
Planning	23, 215, 343, 374–399
Plastic Slide	190
Play Panels	34–35, 45–51, 232, 244, 358–361
Play Sculpture	153–159, 296–305, 306–325, 296–305
Play Volume, big	58–76, 81–85, 141–143, 145–150, 174–187, 195–207, 213–245, 299–305, 329–337

Playhouse	65–77, 87–135
Playpoint	265 ff.
Polygodes	192–209
Posts	31, 213–215
Powder Coating	31
Preschool	36, 69, 109, 116–135, 258–262, 267, 353
Professional Expertise	22–31, 374–399

Q

Quadrifol	166–171
-----------	---------

R

Retreat	65–76, 116–135
Risk	40–41
Roof Installation	163, 227, 386–387

Rope	28–30
Rope Playhouse	87–101
Rotating	264–271
Rotating Elements	264–271
Rubber Membrane	52, 77, 124, 134, 140–143, 166, 188–189, 208, 222–225, 242–244, 309 ff., 347, 363

S

Safety	23, 26–31, 40–41
Sand Table	114, 123, 134
Sand Workshop	134, 294
Satellights	52, 290
School	42 ff., 54 ff., 102 ff., 116 ff., 136 ff., 192 ff., 210 ff., 296 ff., 306 ff., 326 ff., 272–275, 278–279
Seesaw	22–23
Service	77–79, 244
Shade	136–191, 374–399
Shopping Mall	306–325
Shout	208, 244
Slackline	48, 59, 81, 108, 130, 150, 176, 189, 190, 208, 235, 345
Slide	71, 221–222, 370
Slope	160–165, 326–337
Soccer Ball	173, 182–183
Spaceball	26–31, 38
Spare Parts Guarantee	58–63, 136–191, 192–209, 296–305, 338–373, 374–399
Spatial Net	374–399

Special Projects	292
Speedway	264–271
Spinning	116–135
Spooky Rookies	280–285
Sports Equipment	31, 39
Stainless Steel	31, 39
Steel	274, 277
Surfboard	38–39
Sustainability	396–397
Swarovski	251–263
Swing	251
Swing Seats	

T

T-Connector	201
Technology	26, 290
Tensioning Technology	27, 197, 201, 309
Terranos	210–245
Terranos-Clamp	31, 78, 105, 213 ff.
Terranova	210–245
Tetragode	195, 201–205
Themed Playground	58–63, 213–245, 374–399
Toddlers	36, 69, 109, 116–135, 258 ff., 267, 353
Towers	81–85
Tradition	22–31
Trampoline	284–285
Transfer Station	35, 42–53, 114, 188
Treehouse	57, 65–77
Trigode	195, 206
Trii	65–77
Trilitopia	58–63
Twist	306–325

U

UFOs	296–305
Univers	136–191, 362
Urban Design	249

W

Wasp's Nest	28 ff., 220, 293
Wonderwalls	36, 119–127
Wood	102 ff.
Woodville	102–115
World of Ideas	4–21

Z

Zip Line	292
----------	-----











Berliner Seilfabrik®, Berliner Seil®, AstemTT®, Connaction®, Frameworx®, Pentatent®, Greenville®, Trii®, Spooky Rookies®, Picolino®, Quadropolis®, Terranos®, U-Rope®, Univers®, Alberos®, HodgePodge®, Pentagode®, Cosmo®, Sculptura® as well as the word/figurative mark "Berliner" with rope logo are registered trade marks of Berliner Seilfabrik GmbH & Co. All technical data may differ, depending on the selected surface, the landscaping or installation depth. All data is subject to technical changes and misprints.

Published: April 2022, Compendium 11







Berliner Seilfabrik  
Play Equipment Corporation  
96 Brookfield Oaks Drive  
Suite 140  
Greenville, SC 29607

T + 1 864 627 1092  
F + 1 864 627 1178

[info@berliner-playequipment.com](mailto:info@berliner-playequipment.com)  
[www.berliner-playequipment.com](http://www.berliner-playequipment.com)

