

# Twist & Shout

Twist.15 Product Specification



Published: June 2022
















## Twist.15

With its helical shape, the product "Twist" adapts to any landscape. Arches of different sizes can be combined at various angles. No matter whether the climbing structure is 20' or 200' long, the net made of original Berliner U-Rope provides continuous climbing fun for young and old alike on a varied and challenging climbing course. Shout's steel frames run parallel. Whether they rejoin after looping or protrude

tongue-like into the landscape is left entirely to your own creativity.

The Twist.15 wriggles like a snake through the landscape, its sheer size enabling many children to be accommodated simultaneously.

## 90.297.015

 Product Family	<b>Twist &amp; Shout</b>
 Length x Width x Height (m) Length x Width x Height ("")	<b>3,9 x 15,0 x 3,0</b> <b>12-10 x 49-2 x 9-8</b>
 Protective Surfacing Area acc. to DIN EN 1176 (m) Protective Surfacing Area acc. to ASTM/CSA (m) Protective Surfacing Area acc. to ASTM/CSA ("")	<b>6,9 x 18,0</b> <b>7,6 x 18,7</b> <b>24-10 x 61-2</b>
 Fall Height acc. to EN 1176 (m) Fall Height acc. to ASTM/CSA ("")	<b>2,87</b> <b>9-5</b>
 Age	<b>5-12</b>
 Minimum Space required acc. to DIN EN 1176 (m <sup>2</sup> ) Minimum Space required acc. to ASTM 1487 (ft <sup>2</sup> )	<b>173.2</b> <b>On request</b>
 Number of Foundations	<b>9</b>
 Concrete Volume C20/C25 (ft <sup>3</sup> )	<b>282.5</b>
 Number of skilled Installers required	<b>3</b>
 Installation Time without Foundation	<b>14 hours</b>
 Dimensions of largest Part ("")	<b>10-6 x 5-7 x 0-8</b>
 Weight of heaviest Part (lbs)	<b>143.3</b>
 Shipping Volume (ft <sup>3</sup> )	<b>636</b>
 Total Weight (lbs)	<b>5,478.5</b>
 Spare Part Guarantee	<b>Lifelong</b>

The dimensions of the equipment and protective surfacing area have been rounded up to one decimal digit.

### Technical Data

Technical changes are reserved. The following text can also be used for tenders.

#### Arch-Structure:

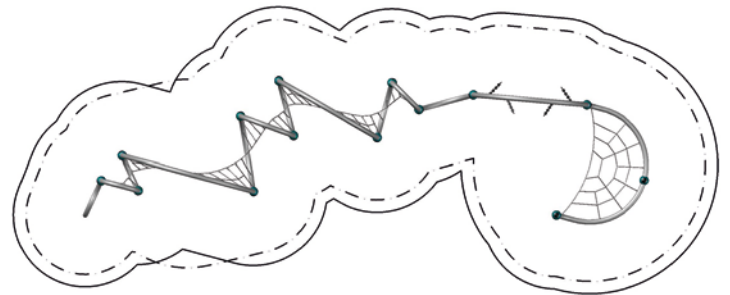
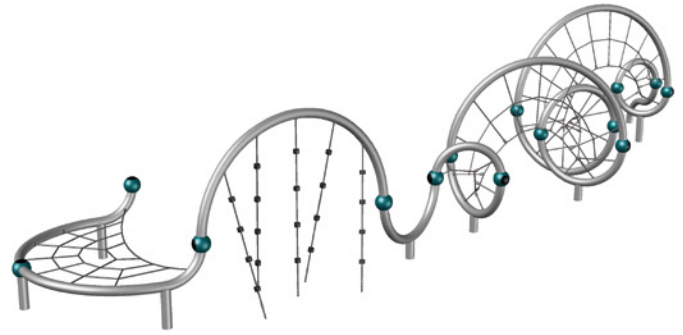
Steel pipes  $\varnothing$  5 1/4" with a wall thickness of 3/8". Anti-corrosion treatment and color finish: sandblasting and solvent-free epoxy-/ polyester-process.

#### Balls:

Framework<sup>®</sup>-aluminum ball connectors;  $\varnothing$  9 13/16" with enhanced wall thickness of 1 3/4". Anti-corrosion treatment and color finish: sandblasting and solvent-free epoxy-/ polyester-process securely closed with durable EPDM-caps.

#### Ropes:

U-Rope<sup>®</sup>-round strand ropes with galvanized and covered wires, external strands with non-abrasive UV-resistant Polyester-yarn (no Polypropylene)  $\varnothing$  1 1/16". Rope crossing points localized by durable, drop forged aluminum ballknots (no plastic) or with bolted T-Connector-clamps replaceable connected.



#### Charlotte-Connector:

Internal fastening system for single rope endings at the arch tubes. The fixing works without hooks or visible ferrules, pre-prepared net segments can easily get installed and still stay exchangeable.

#### Climbing Rope:

Rope with a diameter of  $\varnothing$  1 1/16" and climbing knots made of durable hard rubber cylinders. The distance between the cylinders is approx. 11 13/16". The climbing knots are fixed to the rope by aluminum press clamps.