

Greenville

Triitopia.08 Product Specifications



Published: June 2022
















Triitopia.08

Behind the seemingly random construction lies a highly modular system that allows every Triitopia structure to be custom-designed in a shape and size to a maximal extent. A magical world of climbing and adventure where reality and fiction blend together and evolve into the unpredictable interplay of transparent and

closed façade elements that are combined in close knit, nestled and asymmetric ways.

This Triitopia world entices with maximum climbing fun on five levels. Thanks to its simple façade design Triitopia.08 fits perfectly into its surroundings.

90.292.4008

	Product Family	Greenville
	Length x Width x Height (m) Length x Width x Height ("'-")	12,4 x 6,4 x 7,9 40-7 x 20-11 x 25-10
	Protective Surfacing Area acc. to DIN EN 1176 (m) Protective Surfacing Area acc. to ASTM/CSA (m) Protective Surfacing Area acc. to ASTM/CSA ("'-")	15,8 x 9,7 16,7 x 10,1 54-7 x 33-0
	Fall Height acc. to EN 1176 (m) Fall Height acc. to ASTM/CSA ("'-")	2,26 7-5
	Age	5-12
	Minimum Space required acc. to DIN EN 1176 (m ²) Minimum Space required acc. to ASTM 1487 (ft ²)	62.7 1,081.8
	Number of Foundations	11
	Concrete Volume C20/C25 (ft ³)	176.6
	Number of skilled Installers required	4
	Installation Time without Foundation	32 hours
	Dimensions of largest Part ("'-")	15-5 x 2-7 x 3-7
	Weight of heaviest Part (lbs)	1,102.3
	Shipping Volume (ft ³)	On request
	Total Weight (lbs)	On request
	Spare Part Guarantee	Lifelong

The dimensions of the equipment and protective surfacing area have been rounded up to one decimal digit.

Technical Data

Technical changes are reserved. The following text can also be used for tenders.

Posts:

Bent steel posts with a diameter of Ø 5 1/4" and a wall thickness of 3/16" - 3/8", watertight sealed with rounded aluminum tops. Anti-corrosion treatment and color finish: sandblasting and solvent-free epoxy-polyester-process.

Tubes:

A combination of straight and curved Framework® stainless steel tubes with a diameter of Ø 2 3/8", connected via Framework® aluminum balls.

Balls:


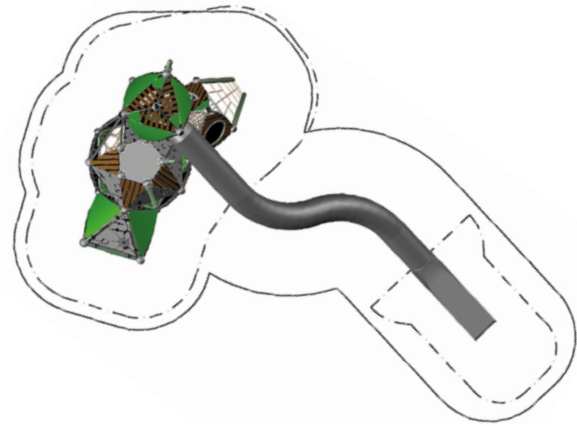
Framework® aluminum ball connectors with a diameter of Ø 9 13/16". Anticorrosion treatment and color finish: sandblasted and powder-coated, securely closed with durable EPDM- caps.

Spatial Net & Planar Net:

Rope crossing points are localized with durable, forged aluminum-alloy cloverleaf rings, aluminum-alloy ball-knots, T-connectors and barrel-ferrule (no plastic connections) in situ-replaceable rope strands.

Ropes:

U-Rope®-round strand ropes with galvanized steel cores and a diameter of Ø 5/8". The external strands are covered with high abrasion-resistant and UV-resistant polyester-yarn (no Polypropylene).



HDPE Roof and Wall Panels:

Dyed HDPE panels with a thickness of 3/4" for the roofs and straight, 2-colored walls and 25/64" for the bent side walls. The surface is grained and all edges are rounded. The attachment is made by cast aluminum pipe clamps to the tubes in the main frame.

Bamboo Panels:

Bamboo strips 3 1/2" mounted on HDPE-panels with 3/4" thickness and rounded edges, attached to the tubes of the framework with aluminum plate clamps.

Slide:

Tubular slide made of stainless steel. The side walls are welded with stainless steel tubes, ground and polished, fastened with cast aluminum plate clamps to the respective tube in the main frame.

Access Net:

Rope with Ø 5/8" and a mesh size of at least 11 13/16" x 11 13/16". The rope crossing points are localized by durable, drop forged aluminum-ballknots (no plastic).

Safety Net Frames:

Stainless steel tube frame with Ø 1 1/16" and a thickness of 5/64", filled with stainless steel safety nets made of steel rope with Ø 1/16" and a mesh size of 1 9/16" x 2 15/16". The frame is fastened with cast aluminum clamps to the respective tubes in the main frame.