

Greenville

Triitopia.04 Product Specifications


















Published: April 2020

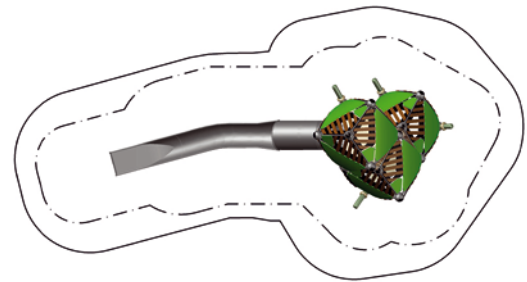

Triitopia.04

Behind the seemingly random construction lies a highly modular system that allows every Triitopia structure to be custom-designed in a shape and size to a maximal extent. A magical world of climbing and adventure where reality and fiction blend together and evolve into the unpredictable interplay of transparent and closed façade elements that are combined in close knit, nestled and asymmetric ways.

Triitopia.04 consists of three Trii houses stacked onto each other. The whole structure can be climbed through from inside. Alternatively, the entry can be made on level two via a rope ladder. Sliding pole and slide offer exciting possibilities of descent. In addition, the sloping floors in the upper two houses offer a special challenge for the children.

90.292.400.4

	Product Family	Greenville
	Length x Width x Height (m) Length x Width x Height ("")	9,1 x 3,5 x 4,9 29-11 x 11-5 x 15-11
	Protective Surfacing Area acc. to DIN EN 1176 (m) Protective Surfacing Area acc. to ASTM/CSA (m) Protective Surfacing Area acc. to ASTM/CSA ("")	5,7 x 12,3 13,5 x 7,2 44-2 x 23-8
	Fall Height acc. to EN 1176 (m) Fall Height acc. to ASTM/CSA ("")	2,11 6-11
	Age	5-12
	Minimum Space required acc. to DIN EN 1176 (m ²) Minimum Space required acc. to ASTM 1487 (ft ²)	45.3 716.9
	Number of Foundations	7
	Concrete Volume C20/C25 (ft ³)	138
	Number of skilled Installers required	2-3
	Installation Time without Foundation	12 hours
	Dimensions of largest Part ("")	22-11 x 4-11 x 4-11
	Weight of heaviest Part (lbs)	441
	Shipping Volume (ft ³)	968
	Total Weight (lbs)	5,721
	Spare Part Guarantee	Lifelong



Technical Data

The following text can also be used for tenders.

Posts:

The bent steel posts with a diameter of $\varnothing 5 \frac{1}{4}$ " and a wall thickness of $\frac{3}{16}$ " - $\frac{3}{8}$ " are thermally galvanized to protect against corrosion and powder-coated in color using a solvent-free epoxy-polyester-process. They are also watertight sealed with rounded aluminum tops or balls.

Tubes:

A combination of straight and curved Framework[®] stainless steel tubes with a diameter of $\varnothing 2 \frac{3}{8}$ ", connected via Framework[®] aluminum balls.

Balls:

The Framework[®] aluminum balls with a diameter of $\varnothing 9 \frac{13}{16}$ " are sandblasted and powder-coated solvent-free to protect against corrosion. In addition, they are securely closed with durable EPDM caps.

Planar Nets:

The tight meshed planar nets are permanently localized at the rope crossing points by durable drop-forged aluminum balls (no plastic) and with aluminum pipe clamps attached to the scaffolding.

Ropes:

U-Rope[®]-round strand ropes with galvanized steel cores and a diameter of $\varnothing \frac{5}{8}$ ". The external strands are covered with high abrasion-resistant and UV-resistant polyester-yarn (no polypropylene).

HDPE Roof and Wall Panels:

Dyed HDPE panels with a thickness of $\frac{3}{4}$ " for the roofs and straight, 2-colored walls and $\frac{3}{8}$ " for the bent side walls. The surface is grained and all edges are rounded. The attachment is made by cast aluminum pipe clamps to the tubes in the main frame.

Bamboo Panels:

Bamboo strips $3 \frac{1}{2}$ " mounted on HDPE-panels with $\frac{3}{4}$ " thickness and rounded edges, attached to the tubes of the framework with aluminum plate clamps.

Climbing Ladder:

Ropes with a diameter of $\varnothing \frac{5}{8}$ " and black rungs made of durable polyamide round material with $\varnothing 1 \frac{1}{16}$ ".

Sliding Pole:

A stainless steel tube with a diameter of $\varnothing 1 \frac{1}{16}$ ", a wall thickness of $\frac{3}{16}$ " and a bent part at the top is connected to the main unit by an aluminum ball with a diameter of $\varnothing 9 \frac{13}{16}$ ".

Slide:

The slide is made of stainless steel. The side walls are welded with stainless steel tubes, ground and polished, fastened with cast aluminum plate clamps to the respective tube in the main frame.