

# Urban Design

Hula Loop.01 Product Specification



Published: July 2020
















## Hula Loop.01


Urban Design Playpoints are climbers or rockers or twisters. They are Playpoints first and foremost, but they are also very nice pieces of public design, and they are sculptural. All URBAN DESIGN Playpoints are high-end engineered units made from high-quality materials like stainless steel with a brushed finish, powder coated recycled aluminum connectors, high density polyethylene (HDPE)

panels and bearings for maximum safety and durability.

Get the ball rolling! Either alone or with two people: the spring-loaded rubber bearing of the Hula-Loop lets rotate the hips and challenges the balance. The two versions vary with the different ball tracks on the surface.

## 90.260.930

	Product Family	<b>Urban Design</b>
	Length x Width x Height (m) Length x Width x Height ("')	<b>1,1 x 0,6 x 0,5</b> <b>3-8 x 1-10 x 1-4</b>
	Protective Surfacing Area acc. to DIN EN 1176 (m) Protective Surfacing Area acc. to ASTM/CSA (m) Protective Surfacing Area acc. to ASTM/CSA ("')	<b>4,4 x 3,9</b> <b>5,1 x 4,6</b> <b>16-8 x 14-10</b>
	Fall Height acc. to EN 1176 (m) Fall Height acc. to ASTM/CSA ("')	<b>0,41</b> <b>1-4</b>
	Age	<b>5-12</b>
	Minimum Space required acc. to DIN EN 1176 (m <sup>2</sup> ) Minimum Space required acc. to ASTM 1487 (ft <sup>2</sup> )	<b>13.8</b> <b>200</b>
	Number of Foundations	<b>1</b>
	Concrete Volume C20/C25 (ft <sup>3</sup> )	<b>18</b>
	Number of skilled Installers required	<b>2</b>
	Installation Time without Foundation	<b>2 hours</b>
	Dimensions of largest Part ("')	<b>3-8 x 2-0 x 3-0</b>
	Weight of heaviest Part (lbs)	<b>166</b>
	Shipping Volume (ft <sup>3</sup> )	<b>36</b>
	Total Weight (lbs)	<b>210</b>
	Spare Part Guarantee	<b>Lifelong</b>



### Technical Data

Technical changes are reserved. The following text can also be used for tenders.

#### Base Plate:

The Base plate made of stainless steel and HDPE has the dimensions 3'-4" x 1'-1" and is framed by welded stainless steel tubes with a diameter of 2 3/8".

#### Stand:

The fully encapsulated rubber bearing is firmly integrated in the stainless steel foundation tube.

#### Covering:

The non-skid HDPE plates with a thickness of 3/4" are screwed flat on the base plate. The track for the stainless steel ball has a width of approx. 1 3/16".