

Woodville

Shack1.01 Product Specification



Published: June 2020

















Shack1.01

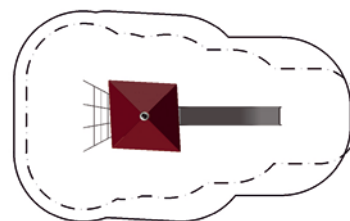
Woodville combines the natural character, warm feel and the pleasant scent of wood with the durability, stability and resilience of metal. Woodville encompasses wooden huts (shacks) resting on posts, which are characterised by a construction that appears to be crooked and random. The design evokes a feeling of an adventure playground and custom-construction. This character is

emphasised by the crooked windowframes, slanted roof tiles tilted base and the boards of varying lengths along the walls.

A special property of Shack1 are the posts that are slanted outwards. The two different entrances can be climbed into using the slanted net ascent as well as a climbing rope with rubber cylinders that function as a climbing support.

90.224.010.1

 Product Family	Woodville
 Length x Width x Height (m) Length x Width x Height ("'-")	5,3 x 2,0 x 3,8 17-2 x 6-4 x 12-3
 Protective Surfacing Area acc. to DIN EN 1176 (m) Protective Surfacing Area acc. to ASTM/CSA (m) Protective Surfacing Area acc. to ASTM/CSA ("'-")	8,8 x 5,0 8,9 x 5,6 29-2 x 18-3
 Fall Height acc. to EN 1176 (m) Fall Height acc. to ASTM/CSA ("'-")	1,49 4-11
 Age	3
 Minimum Space required acc. to DIN EN 1176 (m ²) Minimum Space required acc. to ASTM 1487 (ft ²)	31,06 436
 Number of Foundations	2
 Concrete Volume C20/C25 (m ³)	1,72
 Number of skilled Installers required	2-3
 Installation Time without Foundation	8 hours
 Dimensions of largest Part (m)	2,69 x 2,69
 Weight of heaviest Part (kg)	100
 Shipping Volume (m ³)	On request
 Total Weight (kg)	On request
 Spare Part Guarantee	Lifelong
 Certified acc. to EN 1176	Z2 010256 0292



Technical Data

Technical changes are reserved. The following text can also be used for tenders.

Included Products:

- Access Net
- Climbing Rope
- Slide

Wood:

Laminated Timber is used for the wooden components.

Posts:

The steel posts with a diameter of Ø 133 mm (5 1/4") are thermally galvanized to protect against corrosion or, if desired, can be powder-coated in colour using a solvent-free epoxy/ polyester/ process.

Balls:

The Frameworx® aluminium balls with a diameter of 250 mm (9 13/16") are sandblasted and powder-coated solvent-free to protect against corrosion. In addition, they are securely closed with durable EPDM caps.

Tubes:

Frameworx® stainless steel tubes with a diameter of Ø 60,3 mm (2 3/8").

Terranos Clamps:

To connect the ropes and pipes with the steel posts, the two-piece Terranos® aluminium clamps are used. These are also sand-blasted and corrosion-protecting and solvent-free coloured powder coating.

Platform:

The HPL platform with a thickness of 18 mm (11/16") is equipped with aluminium plate clamps attached to the tubular scaffolding.

Roof, Window and Door Openings:

Form milled HDPE plates with a wall thickness of 19 mm (3/4") and grained surface are fixed to the main frame with cast aluminium pipe clamps. All edges are rounded off.

Access Net:

The planar net with a rope diameter of Ø 16 mm (5/8") and a mesh size of approx. 30 x 30 cm (11 13/16" x 11 13/16") is permanently localised at the rope crossing points by durable drop-forged aluminium balls (no plastic) and with aluminium pipe clamps attached to the scaffolding. Stainless steel chains with foundation plates hold the connection to the ground.

Climbing Rope:

Rope with a diameter of Ø 18 mm (11/16") and four climbing knots made of durable hard rubber (no plastic), which are held in position with aluminium press clamps. The attachment to the scaffolding is with aluminium pipe clamps and to the ground by stainless steel chains with Foundation plates.

Slide:

The straight stainless steel slide has side panels with welded stainless steel slotted tubes and is ground and polished.