

# Urban Design

Dome.02 Product Specification



Published: November 2021

















## Dome.02

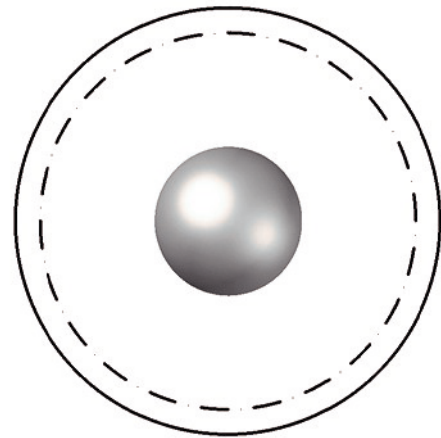
Urban Design Playpoints are climbers or rockers or twisters. They are Playpoints first and foremost, but they are also very nice pieces of public design, and they are sculptural. All URBAN DESIGN Playpoints are high-end engineered units made from high-quality materials like stainless steel with a brushed finish, powder coated

recycled aluminium connectors, high density polyethylene (HDPE) panels and ITR-bearings for maximum safety and durability.

The Dome is a sculptural climbing and sliding object. It can invite you to sit or relax, but also to climb, slide or balance.

## 90.260.702

 Product Family	<b>Urban Design</b>
 Length x Width x Height (m) * Length x Width x Height ("-) *	<b>2,1 x 2,1 x 0,9</b> <b>6-6 x 6-6 x 2-8</b>
 Protective Surfacing Area acc. to DIN EN 1176 (m) Protective Surfacing Area acc. to ASTM/CSA (m) Protective Surfacing Area acc. to ASTM/CSA ("-) **	<b>5,1 x 5,1</b> <b>5,7 x 5,7</b> <b>18-6 x 18-6</b>
 Fall Height acc. to EN 1176 (m) ** Fall Height acc. to ASTM/CSA ("-) **	<b>0</b> <b>0</b>
 Age	<b>3</b>
 Minimum Space required acc. to DIN EN 1176 (m²) Minimum Space required acc. to ASTM 1487 (ft²)	<b>16,49</b> <b>236,91</b>
 Number of Foundations	<b>1</b>
 Concrete Volume C20/C25 (m³)	<b>0,57</b>
 Number of skilled Installers required	<b>2</b>
 Installation Time without Foundation	<b>2 hours</b>
 Dimensions of largest Part (m)	<b>2,3 x 2,3 x 1,3</b>
 Weight of heaviest Part (kg)	<b>270</b>
 Shipping Volume (m³)	<b>6,9</b>
 Total Weight (kg)	<b>400</b>
 Spare Part Guarantee	<b>Lifelong</b>
 Certified acc. to EN 1176	<b>Z2 010256 0283</b>



Scale 1:100

\* The measurements have a tolerance of +/- 100 mm (3 1/16").

\*\* The Domes have no measurable free height of falling because this fall height is defined by the vertical distance from the position of the user to the surfacing below. In addition, using the domes does not result in a forced movement. Thus from our point of view no safety surfacing is needed.

### Technical Data

Technical changes are reserved. The following text can also be used for tenders.

#### Dome:

The slide sculpture Dome consists of a semi-hollow sphere made of welded and ground stainless steel parts.

#### Foundation:

The dome is fixed on a foundation with a height of 300 mm (11 3/16") and a diameter of 2300 mm (90 5/16").

**In order to prevent the surface from heating up too much, it is absolutely necessary to choose a shady location to install it!**