

# Greenville Combi.102

Greenville



Published: March 2024

## Greenville Combi.102
















### Product Specification

This Greenville combination of two Trii1 will make the hearts of the little ones beat faster. The tree houses are equipped with various add-on elements such as a box slide, access net and ladder and are connected by a suspension bridge.



# Greenville Combi.102

**90.293.102**

	Product Family	<b>Greenville</b>
	Length × Width × Height (m) Length × Width × Height ("")	<b>6,9 × 5,9 × 3,2</b> <b>22-5 × 19-2 × 10-3</b>
	Protective Surfacing Area acc. to DIN EN 1176 (m) Protective Surfacing Area acc. to ASTM/CSA (m) Protective Surfacing Area acc. to ASTM/CSA ("")	<b>10,4 × 8,3</b> <b>10,5 × 8,9</b> <b>34-6 × 29-2</b>
	Fall Height acc. to EN 1176 (m) Fall Height acc. to ASTM/CSA ("")	<b>1,10</b> <b>3-8</b>
	Age	<b>3</b>
	Minimum Space required acc. to DIN EN 1176 (m²) Minimum Space required acc. to ASTM 1487 (ft²)	<b>49,3</b> <b>638,6</b>
	Number of Foundations	<b>6</b>
	Concrete Volume C20/C25 (m³) Concrete Volume C20/C25 (ft³)	<b>3,1</b> <b>108,4</b>
	Number of skilled Installers required	<b>3</b>
	Installation Time without Foundation	<b>10 hours</b>
	Dimensions of largest Part (m) Dimensions of largest Part ("")	<b>3,3 × 0,5 × 0,7</b> <b>10-10 × 1-8 × 2-4</b>
	Weight of heaviest Part (kg) Weight of heaviest Part (lbs)	<b>75</b> <b>165,3</b>
	Shipping Volume (m³) Shipping Volume (ft³)	<b>3,2</b> <b>112</b>
	Total Weight (kg) Total Weight (lbs)	<b>1730</b> <b>3814</b>
	Spare Part Guarantee	<b>Lifelong</b>

The dimensions of the equipment and protective surfacing area have been rounded up to one decimal digit.

## Technical Data

Technical changes are reserved.

The following text can also be used for tenders.

### Posts:

Steel pipes Ø 133 mm (5 1/4"), wall thickness 5 - 10 mm (3/16" - 3/8") with a round cast aluminum post top. Anti-corrosion treatment and color finish: sandblasting and solvent-free epoxy-/ polyester-process.

### Tube Framework:

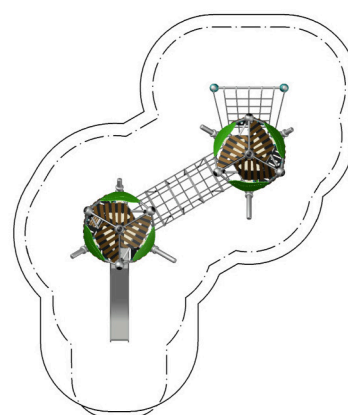
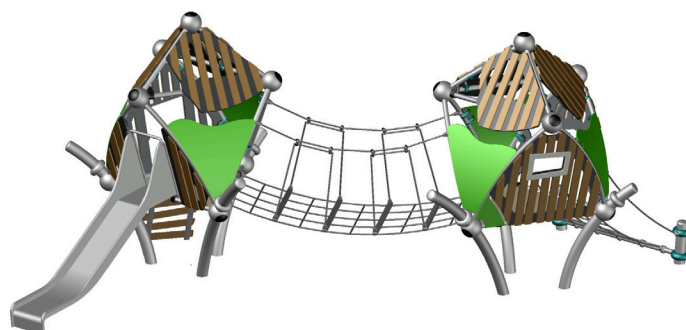
A combination of straight and bended stainless steel Framework®- tubes Ø 60,3 mm (2 3/8"), material AISI304 (DIN 1.4301). The tubes are connected to build a space framework with a triangular footprint.

### Spheres:

Framework®- aluminum ball connectors, Ø 250 mm (9 13/16"). Anti-corrosion treatment and color finish: sandblasting and solvent-free epoxy-/ polyester-process. The ball incorporates an embedded fastening system. Securely closed with durable EPDM-caps.

### Bamboo Panels:

Bamboo strips 90 mm (3 1/2") width, mounted on a supporting board made from HDPE, 19 mm (3/4") thickness, rounded edges. Mounted with cast aluminum clamps to the tubes of the framework.



1:200

### Access Net:

Rope Ø 16 mm (5/8"), mesh size 300 x 300mm (11 13/16" x 11 13/16"), rope crossing points localized by durable, drop forged aluminum-ballknots (no plastic).

### Ladder:

Ladder flange made out of stainless steel profile 60 x 20mm (2-3/8" x 3/4"), steps made out of bamboo strips 90 mm (3 1/2").

### Suspension Bridge:

Rope Ø 16 mm (5/8"), mesh size minimum 250 x 250 mm (9 4/5" x 9 4/5"). Rope crossing points localized by durable, drop forged aluminum ballknots (no plastic). With in situ-replaceable square rungs comprised of stainless steel profile with aluminum end caps.

### Straight Box Slide:

Straight box slide made of stainless steel. The cheeks are welded with stainless steel handrails.