

# Polygodes

## Tetragode 3854 Product Specification



















Published: June 2022

### Tetragode 3854

It goes without saying that all our central masts make ideal stand-alone play structures – but if space permits, why not expand? A Tetragode can be directly attached to another Tetragode of the same size or the next size up or down. This allows for the creation of entire mountain ranges.

The Tetragode 3854 is a combination of four Tetragodes 3850. Two anchor points on each Tetragode are replaced by a rope crossover section that joins it to the other mast structures. The four masts are combined in this manner, creating a unique playscape complete with rubber membrane which children can't resist bouncing up and down or relaxing on.

## 712.000.3854

|   |  |  |
|---|--|--|
|    | Product Family   | <b>Polygodes</b>   |
|    | Length x Width x Height (m)<br>Length x Width x Height ("")  | <b>13,6 x 13,6 x 4,0</b><br><b>44-7 x 44-7 x 12-11</b>         |
|    | Protective Surfacing Area acc. to DIN EN 1176 (m)<br>Protective Surfacing Area acc. to ASTM/CSA (m)<br>Protective Surfacing Area acc. to ASTM/CSA ("") | <b>16,6 x 16,6</b><br><b>17,3 x 17,3</b><br><b>56-8 x 59-8</b> |
|    | Fall Height acc. to EN 1176 (m)<br>Fall Height acc. to ASTM/CSA ("")   | <b>1,21</b><br><b>6-0</b>                                      |
|    | Age  | <b>5-12</b>  |
|    | Minimum Space required acc. to DIN EN 1176 (m <sup>2</sup> )<br>Minimum Space required acc. to ASTM 1487 (ft <sup>2</sup> )                            | <b>180.27</b><br><b>2,207.47</b>                               |
|    | Number of Foundations  | <b>12</b>  |
|    | Concrete Volume C20/C25 (ft <sup>3</sup> )   | <b>314.3</b>   |
|    | Number of skilled Installers required  | <b>4</b>   |
|    | Installation Time without Foundation   | <b>24 hours</b>  |
|    | Dimensions of largest Part ("")  | <b>Ø 0-5 x 13-11</b>   |
|    | Weight of heaviest Part (lbs)  | <b>661</b>   |
|   | Shipping Volume (ft <sup>3</sup> )   | <b>On request</b>  |
|  | Total Weight (lbs)   | <b>On request</b>  |
|  | Spare Part Guarantee   | <b>Lifelong</b>  |
|  | Certified acc. to EN 1176  | <b>Z2 010256 0285</b>  |

The dimensions of the equipment and protective surfacing area have been rounded up to one decimal digit.

### Technical Data

Technical changes are reserved. The following text can also be used for tenders.

#### Central mast climbing structure:

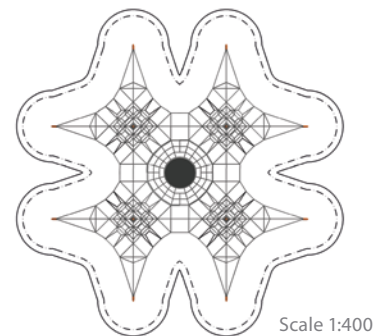
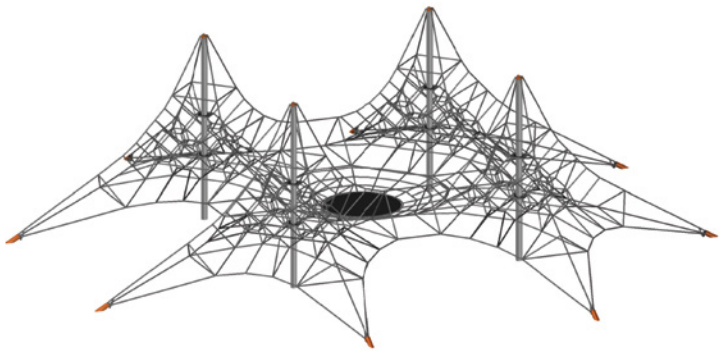
An eightfold suspended climbing net with suspension cables (rope diameter Ø 1 3/16") including a spatial net (rope diameter Ø 1 1/16") and four central steel masts. The tensioning devices with encapsulated clamping system are mounted on the surface of the outer foundations.

#### Central masts:

The central masts are made of galvanized steel and have a diameter of Ø 5". Powdercoating is also available.

#### Outer clamping points:

Steel posts Ø 4" on steel plates 31" x 11 13/16" x 1/2"; anti-corrosion treatment and color finish: sandblasting and solvent-free epoxy-polyester-process.



#### Center supporting points:

Steel posts Ø 3 1/2" on steel base plates 19 11/16" x 19 11/16" x 1/2", anti-corrosion treatment and color finish: sandblasting and solvent-free epoxy-polyester-process.

#### Ropes:

U-Rope®-round strand ropes with galvanized and covered wires: external strands with non-abrasive UV-resistant polyester-yarn (no polypropylene).

#### Spatial net:

Rope crossing points are localized with durable, forged aluminum-alloy cloverleaf rings, aluminum-alloy ball-knots, T-connectors and barrel-ferrule (no plastic connections), in situ-replaceable rope strands.

#### Rubber membrane:

The Rubber membrane is comprised of durable, vandal-resistant conveyor belt material.