

Polygodes

Tetragode 3850 Product Specification



















Published: June 2022

Tetragode 3850

Our Polygodes are available in different basic forms (Pentagode, Tetragode, Trigode), each varying in its number of anchor points. The Tetragode and Trigode models exhibit classic, architecturally influenced lines. The Tetragode extends from the central mast outwards in four directions to create its play space.

With their purity of form, Tetragodes combine the most up-to-date technical possibilities with the highest quality and design. But all that children care about is how much fun they are to climb on, and with five different heights to choose from, satisfaction is guaranteed. The top of the Tetragode 3850 is at 4 metres!

712.000.3850

 Product Family	Polygoden
 Length x Width x Height (m) Length x Width x Height ("'-")	6,2 x 6,2 x 4,0 20-3 x 20-3 x 12-10
 Protective Surfacing Area acc. to DIN EN 1176 (m) Protective Surfacing Area acc. to ASTM/CSA (m) Protective Surfacing Area acc. to ASTM/CSA ("'-")	9,2 x 9,2 9,9 x 9,9 32-4 x 32-4
 Fall Height acc. to EN 1176 (m) Fall Height acc. to ASTM/CSA ("'-")	1,0 6-0
 Age	5
 Minimum Space required acc. to DIN EN 1176 (m ²) Minimum Space required acc. to ASTM 1487 (ft ²)	66,2 845,83
 Number of Foundations	5
 Concrete Volume C20/C25 (m ³)	4
 Number of skilled Installers required	3
 Installation Time without Foundation	8 hours
 Dimensions of largest Part (m)	Ø 0,127 x 4,25
 Weight of heaviest Part (kg)	150
 Shipping Volume (m ³)	2,8
 Total Weight (kg)	600
 Spare Part Guarantee	Lifelong
 Certified acc. to EN 1176	Z2 010256 0285

The dimensions of the equipment and protective surfacing area have been rounded up to one decimal digit.

Technical Data

Technical changes are reserved. The following text can also be used for tenders.

Central mast climbing structure:

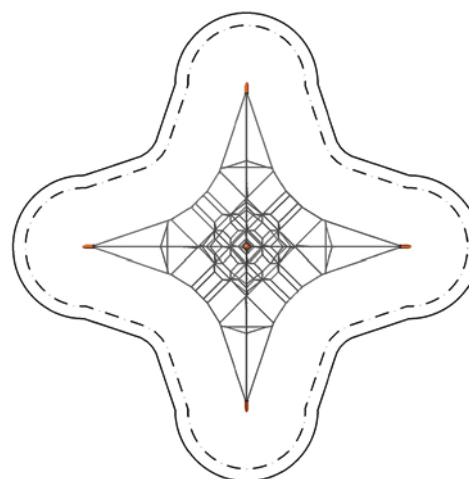
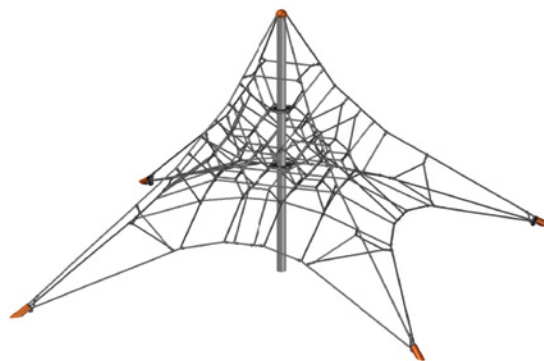
A fourfold suspended climbing net with border cables (rope diameter Ø 20 mm (Ø 3/4")) including a spatial net (rope diameter Ø 18 mm (Ø 11/16")) and a central steel mast. The four bracing devices with encapsulated clamping system are mounted on the surface of the outer foundations.

Central mast:

The central mast is made of galvanised steel and has a diameter of Ø 127 mm (Ø 5"). Powdercoating is also available.

Outer clamping points:

Steel post Ø 101,6 mm (Ø 4") on a steel plates 787 x 300 x 12 mm (31" x 11 13/16" x 1/2"); anti-corrosion treatment and colour finish: sandblasting and solvent-free epoxy-polyester-process.



Center supporting point:

Steel post Ø 88,9 mm (Ø 3 1/2") on a steel base plate 500 x 500 x 12 mm (19 1/16" x 19 1/16" x 1/2"), anti-corrosion treatment and color finish: sandblasting and solvent-free epoxy-polyester-process.

Ropes:

U-Rope®-round strand ropes with galvanised and covered wires: external strands with non-abrasive UV-resistant Polyester-yarn (no Polypropylene).

Spatial net:

Rope crossing points are localised with durable, forged aluminium-alloy cloverleaf rings, aluminium-alloy ball-knots, T-connectors and barrel-ferrule (no plastic connections), in situ-replaceable rope strands.