

# UFOs

## UFO.M1 Product Specification


















Published: November 2019

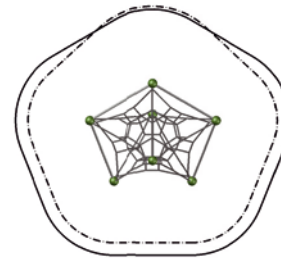
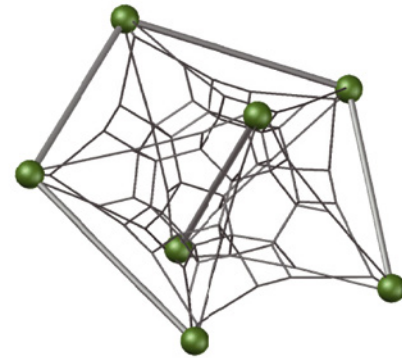
### UFO.M1

This is the basic unit for all UFOs. With the UFOs, children of all ages can explore, play and climb galaxies where no children have gone before – for even more fun and adventure. The pentagonal Framework frame of stainless steel tubes – connected via hollow aluminium balls – surrounds a spatial net tensioned by means of a spreader bar. The rope crossing points are fixed by means of corrosion resistant,

drop forged, aluminium sections (ball knots). The special spherical shape excludes entrapments and entanglements. The compact UFOs can be combined to produce larger and more complex fleets.

## 90.220.010

	Product Family	<b>UFOs</b>
	Length x Width x Height (m) Length x Width x Height ("'-")	<b>3,6 x 2,9 x 2,2</b> <b>11-10 x 9-3 x 7-0</b>
	Protective Surfacing Area acc. to DIN EN 1176 (m) Protective Surfacing Area acc. to ASTM/CSA (m) Protective Surfacing Area acc. to ASTM/CSA ("'-")	<b>6,6 x 6,3</b> <b>7,3 x 6,5</b> <b>23-10 x 21-3</b>
	Fall Height acc. to EN 1176 (m) Fall Height acc. to ASTM/CSA ("'-")	<b>2,12</b> <b>7-0</b>
	Age	<b>2-5</b>
	Minimum Space required acc. to DIN EN 1176 (m <sup>2</sup> ) Minimum Space required acc. to ASTM 1487 (ft <sup>2</sup> )	<b>31.2</b> <b>389.7</b>
	Number of Foundations	<b>0*</b>
	Concrete Volume C20/C25 (ft <sup>3</sup> )	<b>0*</b>
	Number of skilled Installers required	<b>2</b>
	Installation Time without Foundation	<b>4 hours</b>
	Dimensions of largest Part ("'-")	<b>Ø 0-4 x 5-11</b>
	Weight of heaviest Part (lbs)	<b>30</b>
	Shipping Volume (ft <sup>3</sup> )	<b>88.3</b>
	Total Weight (lbs)	<b>On request</b>
	Spare Part Guarantee	<b>Lifelong</b>



### Technical Data

The following text can also be used for tenders.

#### Tubes:

Stainless steel Framework<sup>®</sup>-tubes with a diameter of Ø 2 3/8" and a wall thickness of 5/64".

#### Balls:

Framework<sup>®</sup>-aluminum ball connectors, Ø 9 13/16"; anticorrosion treatment and color finish: sandblasted and powder-coated, securely closed with durable EPDM- caps.

#### Ropes:

U-Rope<sup>®</sup>-round strand ropes with galvanized and covered wires; external strands with non-abrasive UV-resistant Polyester-yarn (no Polypropylene).

#### Spatial Net:

Rope crossing points are localized with durable, forged aluminum-alloy ballknots (no plastic connections), in situ-replaceable rope strands (no special tools required).

\* Standard version with steel foundation frame.