

Greenville Tritopia

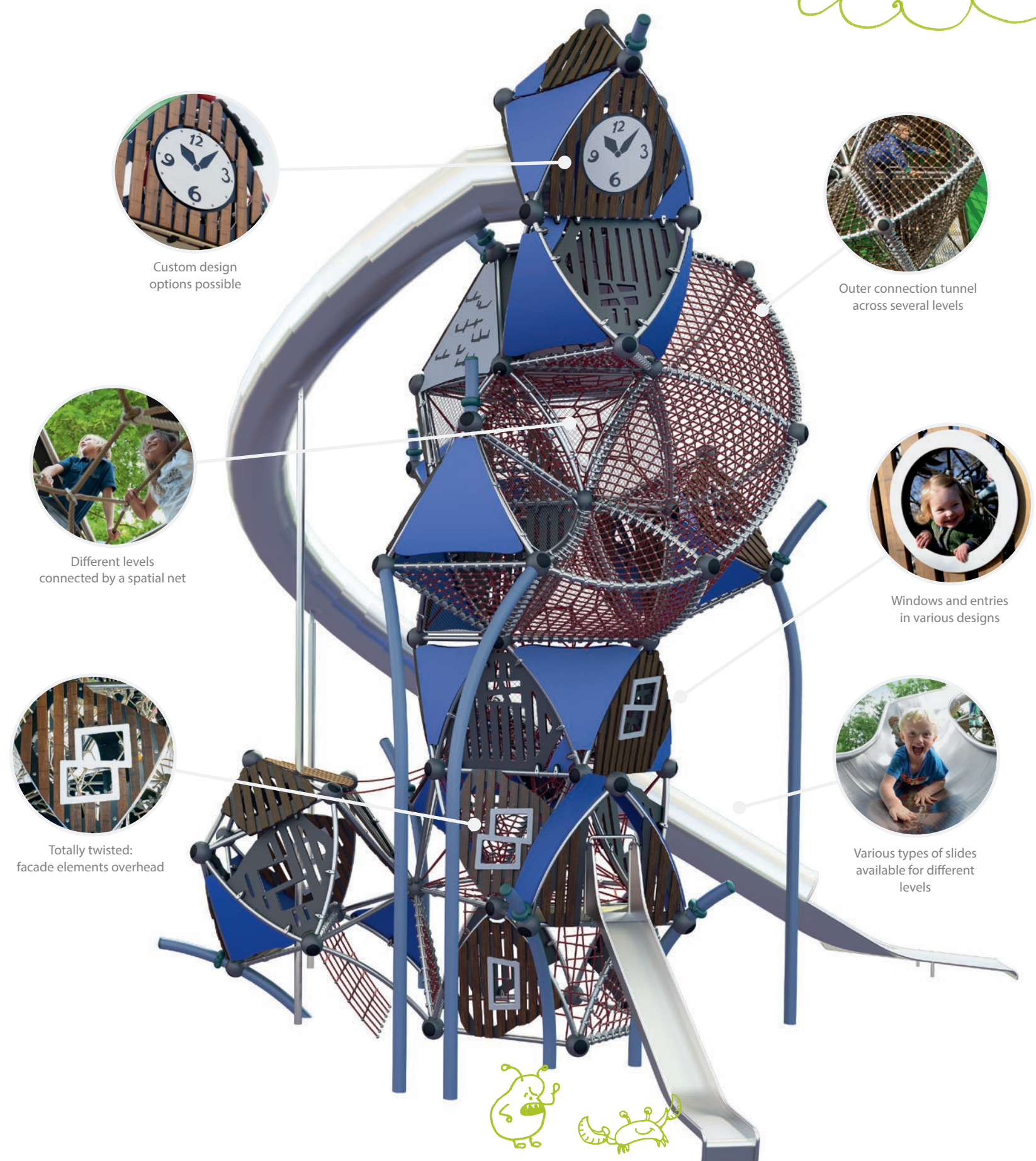


New
Designs


Berliner
Play equipment for life

This is Triitopia!

Let your custom adventure world become a reality with us.



Custom design options possible



Outer connection tunnel across several levels



Different levels connected by a spatial net




Windows and entries in various designs



Totally twisted: facade elements overhead



Various types of slides available for different levels



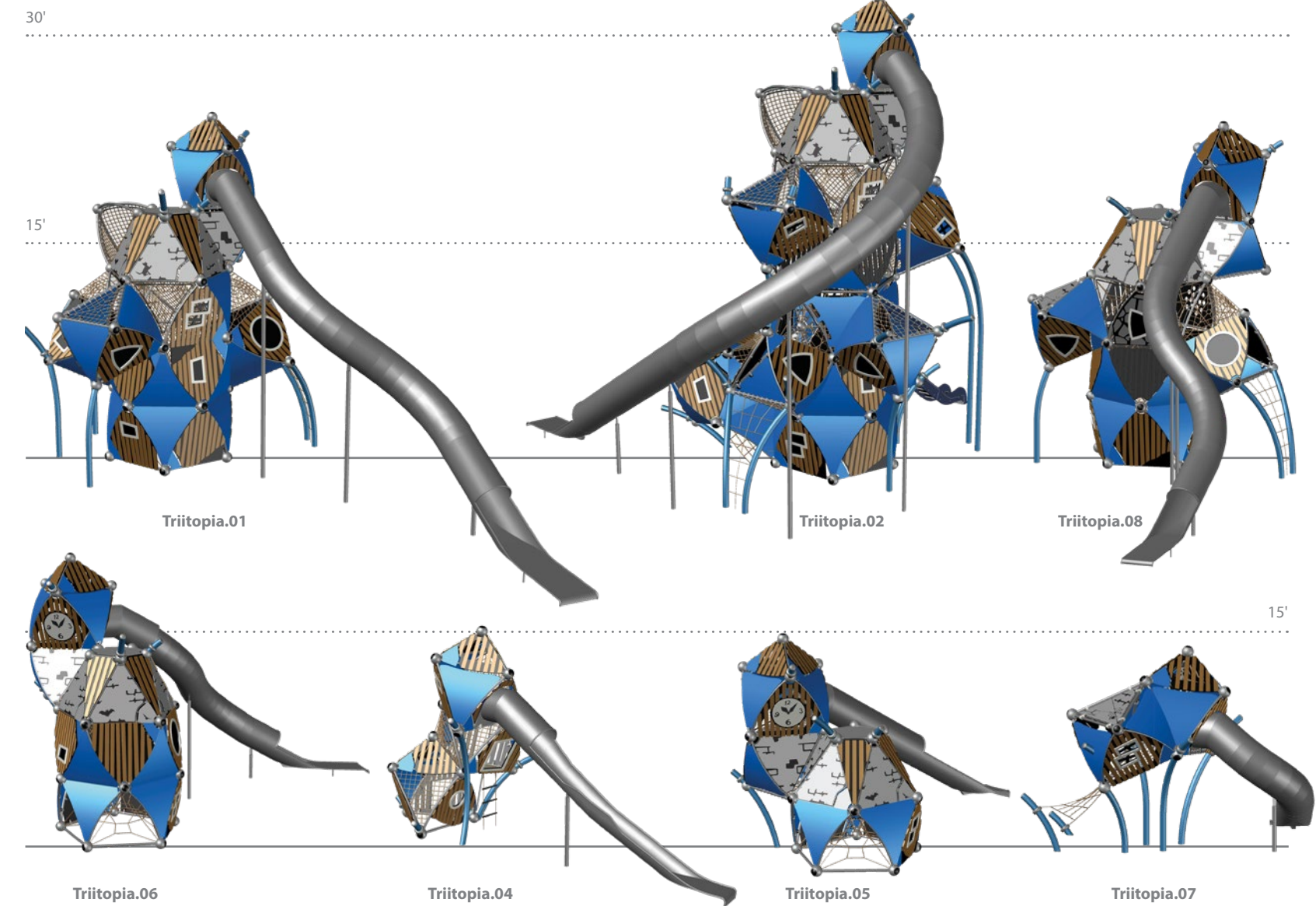
Magical, twisted, crazy: Triitopia

Welcome to the Realm of Imagination!

Triitopia combines award winning design with tried and tested materials! A magical world of climbing and adventure where reality and fiction blend together and evolve into the unpredictable interplay of transparent and closed façade elements that are combined in close knit, nestled and asymmetric ways. Diverse net pieces invite you to climb, and lead to numerous corners and angles, and up to viewing areas and slides on different levels. Let the various Greenville products merge into one another. A new world will arise.

The Chaos has a System!

Behind the seemingly random construction, lies a highly modular system that allows every Triitopia structure to be custom designed in a shape and size to a maximal extent. To do so, choose from a wide range of different net elements, panel types and slide options, and let your custom adventure world become a reality with us. It goes without saying that Triitopia can be combined with nearly all other Berliner play equipment.



Triitopia.02

90.29.4002

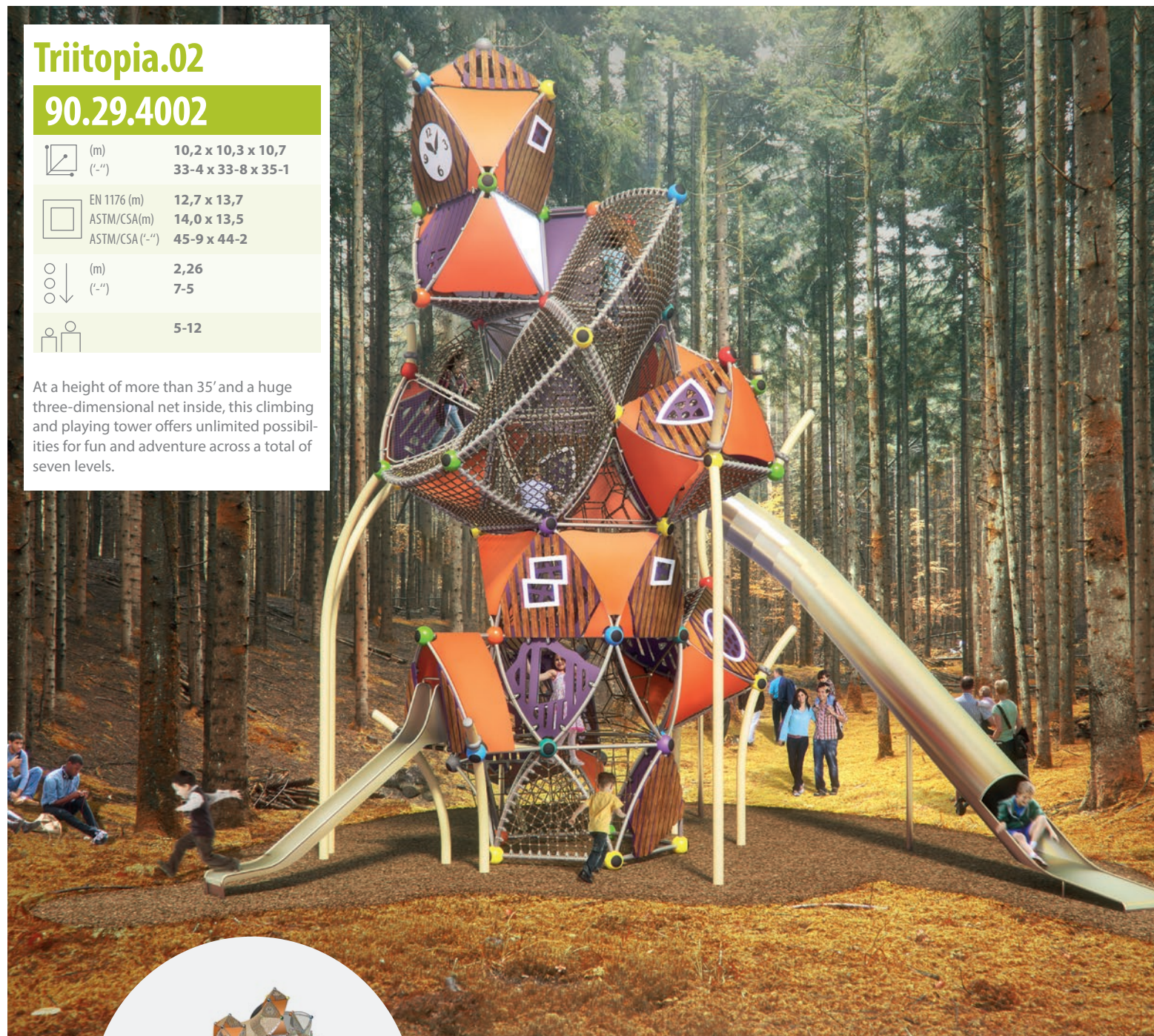
(m) 10,2 x 10,3 x 10,7
(") 33-4 x 33-8 x 35-1

EN 1176 (m) 12,7 x 13,7
ASTM/CSA(m) 14,0 x 13,5
ASTM/CSA (") 45-9 x 44-2

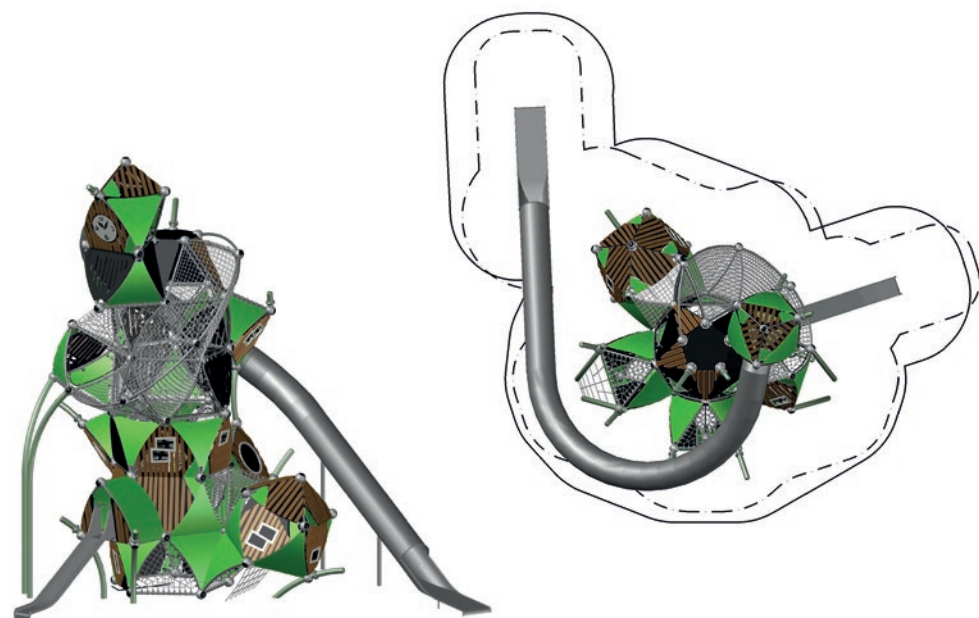
(m) 2,26
(") 7-5

5-12

At a height of more than 35' and a huge three-dimensional net inside, this climbing and playing tower offers unlimited possibilities for fun and adventure across a total of seven levels.



Various combinations possible



Triitopia.01

90.292.4001


(m) 14,1 x 6,4 x 7,9
(") 46-0 x 20-11 x 25-10

EN 1176 (m) 17-6 x 8,5
ASTM/CSA(m) 10,1 x 17,8
ASTM/CSA (") 33-0 x 58-5

(m) 2,26
(") 7-5

5

Children that ascend through the spatial net to the very top can swiftly descend the tunnel slide all the way to the ground. Alternatively, the new net tunnel on the facade can be used as an ascent or descend option.



Triitopia.08

90.292.4008

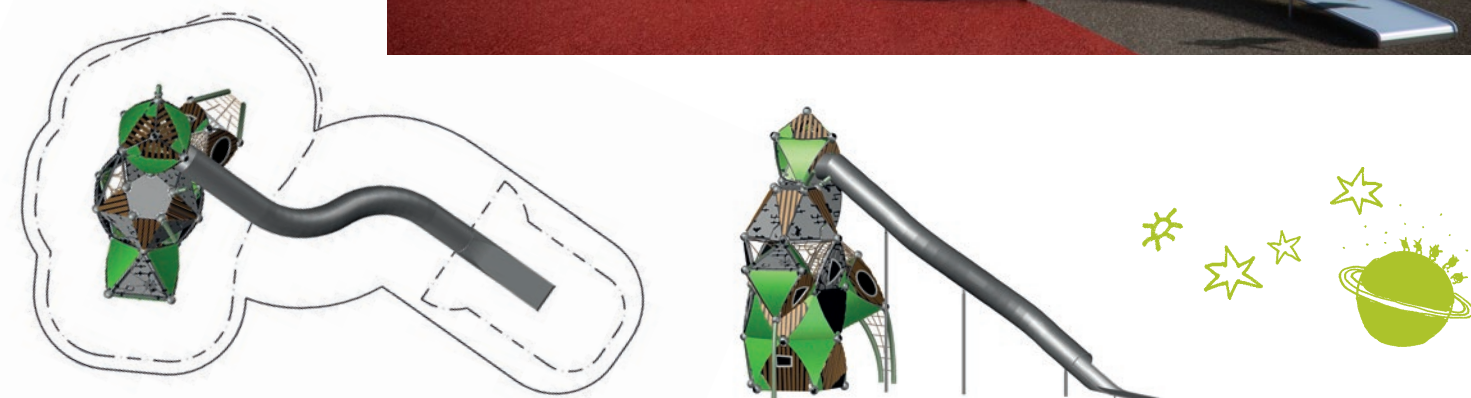
(m) 12,4 x 6,4 x 7,9
(") 40-7 x 20-11 x 25-10

EN 1176 (m) 15,9 x 9,9
ASTM/CSA(m) 16,7 x 10,1
ASTM/CSA (") 54-7 x 33-0

(m) 2,26
(") 7-5









5-12

This Triitopia world entices with maximum climbing fun on five levels. Thanks to its simple façade design it fits perfectly into its surroundings. And have you ever thought about a rooftop playground?

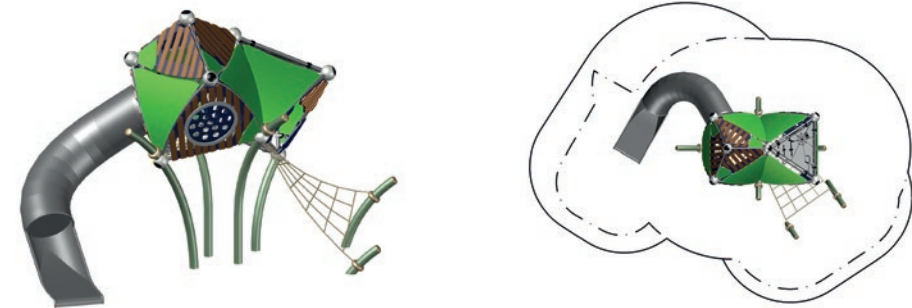


Triitopia.07

90.292.4007









 (m)	6,2 x 4,5 x 4,2
 (-")	20-2 x 14-7 x 13-8
 EN 1176 (m)	9,4 x 6,6
 ASTM/CSA (m)	8,0 x 10,1
 ASTM/CSA (-")	26-0 x 33-2
 (m)	2,13
 (-")	7
	5-12

Even the smallest version of Triitopia offers exciting room for play and adventure. If you want to descend by the slide, you have to climb up the access net and creep through the intertwined Trii houses, which "share" two of the posts.

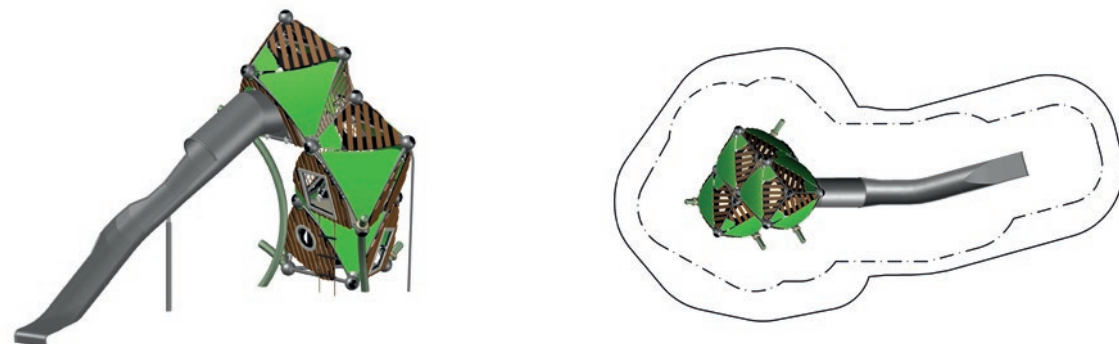


Triitopia.04

90.292.4004









 (m)	9,1 x 3,5 x 4,9
 (-")	29-11 x 11-5 x 15-11
 EN 1176 (m)	5,7 x 12,3
 ASTM/CSA (m)	13,5 x 7,2
 ASTM/CSA (-")	44-2 x 23-8
 (m)	2,11
 (-")	6-11
	5-12

Triitopia.04 consists of three Trii houses that are stacked onto each other. The whole structure can be climbed through from inside. Alternatively, the entry can be made on level two via a rope ladder. Sliding pole and slide offer exciting possibilities of descent. In addition, the sloping floors in the upper two houses offer a special challenge for the children.

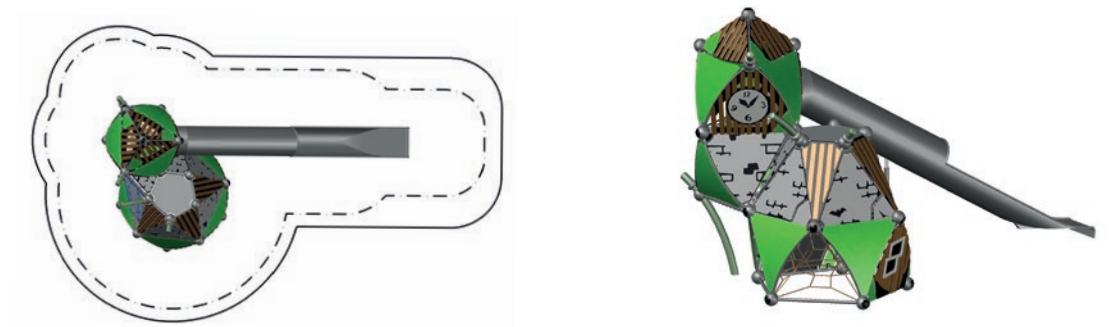


Triitopia.05

90.292.4005









 (m)	4,2 x 8,2 x 5,1
 (-")	13-6 x 26-8 x 16-6
 EN 1176 (m)	7,2 x 11,7
 ASTM/CSA (m)	12,4 x 7,8
 ASTM/CSA (-")	40-9 x 25-7
 (m)	1,31
 (-")	6-0
	5-12

Triitopia.05 is a combination of the rope play house Boo plus roof and two Triis stacked on each other. The spatial net inside allows several people to ascend at the same time. Children can pick up real speed going down the slide.




Triitopia.06

90.292.4006

 (m)	5,8 x 9,6 x 6,5
 (-")	19-1 x 31-6 x 21-2
 EN 1176 (m)	8,8 x 12,6
 ASTM/CSA (m)	14,0 x 9,6
 ASTM/CSA (-")	45-8 x 31-3
 (m)	0,9
 (-")	6-0
	5-12

There's a lot going on in this Triitopia world! Two Boo rope play houses that are connected upside down, lead into the Triis on the top of the structure. Besides the large three-dimensional net and a tunnel slide, this structure is irresistible with the multifaceted combination of different facade elements.



Castle, Underwater World or a Fiery Dragon Castle!

Triitopia can be Anything.

With the combination and merging of the individual structures from the Greenville line, unique Triitopia worlds arise. Using various design options, the structures can be transformed according to your desired theme.

Underwater World


Add-ons, such as net tunnels, fishing nets or the blue color of the slides and ropes, and especially the motifs and design of the panels with colorful sea creatures, fish and underwater plants create an enchanted underwater world, in which the sunken ship Triitopia becomes a home for mermaids and sea monsters.

Castles and Queens

Once upon a time ... it says in this example. A knight's castle is not only created by the size and shape of the structure. A long, thick, twisted rope, which hangs out from the window of the tower resembles a Rapunzel braid. The gray ropes of the net tunnel are reminiscent of chain mail. The "barred" windows are like the windows of a prison deep in the dungeon to the castle and the gray and black colored panels in stone become medieval castle walls.

But maybe your castle will be a home of dangerous giant dragons, spiked with red and yellow panels to represent fire and flaring HDPE as flames. Or maybe you are dreaming of a sleeping Beauty Castle surrounded by roses and thorns.

Whichever theme you desire, come to us with your ideas! Together we can make your vision a reality.



Berliner Seilfabrik
Play Equipment Corporation
96 Brookfield Oaks Drive
Suite 140
Greenville, SC 29607

T + 1 864 627 1092
O + 1 877 837 3676
F + 1 864 627 1178

info@berliner-playequipment.com
www.berliner-playequipment.com

