

Let the Whirlpool Sweep You Up!

Available in three different sizes, the DNA Towers range consists of graceful towers containing three-dimensional climbing nets stretched inside external steel skeletons. A careful combination of curved and straight metal tubing results in a spiral resembling the structure of DNA. This impression is further enhanced by carefully chosen color schemes, as well as the use of differing thicknesses of tubing. The illusion created is of the towers rising out of the ground and spiraling up into the sky. Let the whirlpool's undertow suck you ever upwards!

The DNA Towers play equipment has been deliberately designed to give an open and unencumbered feel. Depending on the height of the tower in question, narrow mesh netting provides the necessary safety from the third story upwards. This results in a near see through design, which children find very inviting to climb in and expresses an understated, almost industrial language of form.

Apart from its persuasive design, and the possibility for children to climb as high as 23 feet into the air within the smallest of playground footprints, the DNA Towers system is compatible with many other types of playground equipment.

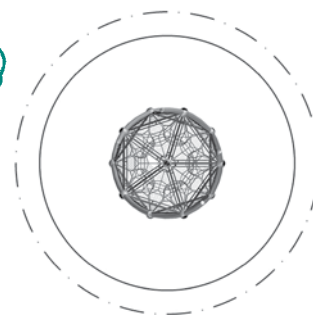



DNA Tower.04

90.295.014

(m)	3,1 x 3,1 x 7,2
("-")	10-1 x 10-1 x 23-7
EN 1176 (m)	8,1 x 8,1
ASTM/CSA (m)	6,8 x 6,8
ASTM/CSA ("-")	22-1 x 22-1
(m)	2,94
("-")	9-8
Icon	5-12

Hitherto the highest climbing tower in the DNA-family, DNA Tower.04 offers the possibility for children to climb about 20 feet into the air within the three-dimensional netting! This calls for courage, concentration and ambition in equal measure. As if all this were not enough, this graceful tower provides the maximum play volume on a small playground footprint.




DNA Combi.02


90.180.519

(m)	9,9 x 11,6 x 7,2
("-")	32-5 x 37-11 x 23-7
EN 1176 (m)	13,7 x 14,6
ASTM/CSA (m)	14,1 x 15,3
ASTM/CSA ("-")	46-0 x 50-0
(m)	2,94
("-")	9-8
Icon	5-12

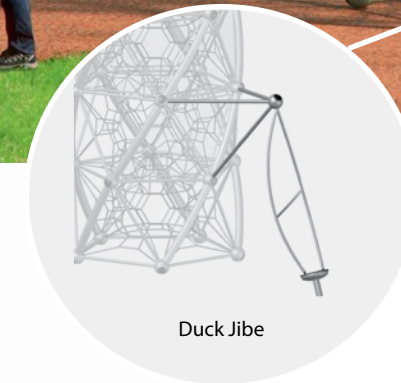
From a tree house Trii2, the path across a suspension bridge leads directly into the second story of DNA Tower.04. Anyone making it to the very top of the netting is confronted by a steep descent, but the curving tunnel slide offers a quick exit. Meanwhile, down at ground level, a further attraction awaits in the shape of the Duck Jibe.



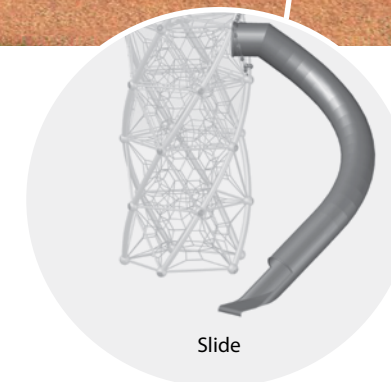
Suspension bridge



Access net

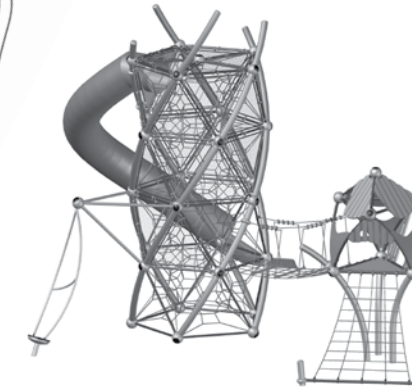
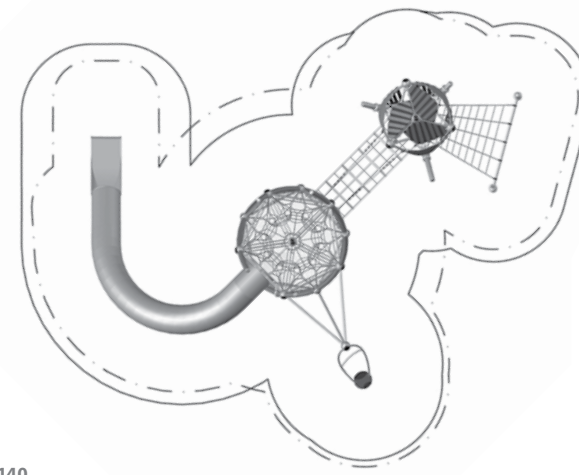


Duck Jibe



Slide

Various types of slides available for three different levels



Berliner

Berliner Seilfabrik
Play Equipment Corporation
96 Brookfield Oaks Drive, Suite 140
Greenville, SC 29607, USA

Phone: +1.864.627.1092
Toll free: +1.877.837.3676
Fax: + 1.864.627.1178

www.berliner-playequipment.com
info@berliner-playequipment.com



DNA Towers









New



Berliner
Play equipment for life

DNA Tower.02

90.295.012









 (m)	3,1 x 3,1 x 4,4
 (-'-)	10-1 x 10-1 x 14-4
 EN 1176 (m)	8,1 x 8,1
 ASTM/CSA (m)	6,8 x 6,8
 ASTM/CSA (-'-)	22-1 x 22-1
 (m)	2,94
 (-'-)	9-8
	5-12

Incorporating a climbing net of more than 647 cubic feet this smallest in the new line up of climbing towers nevertheless, offers a considerable play volume which many children can climb about in. At the same time, thanks to the open and accessible nature of its design, it's almost see-through in appearance. Ideal for playgrounds!

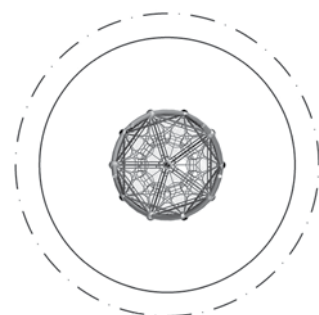

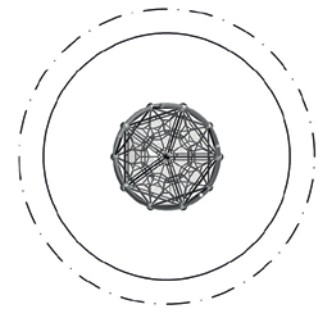
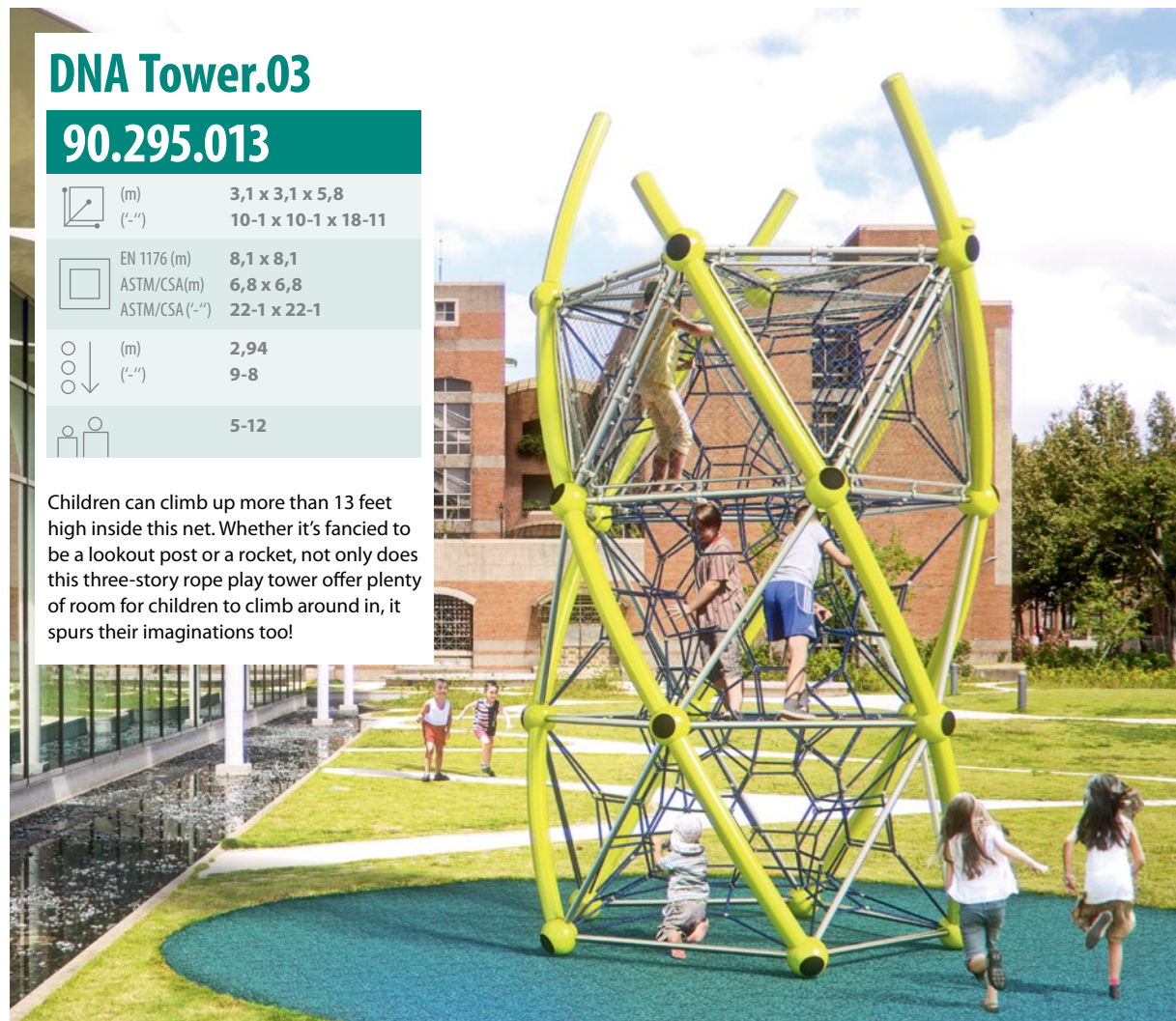


DNA Tower.03

90.295.013









 (m)	3,1 x 3,1 x 5,8
 (-'-)	10-1 x 10-1 x 18-11
 EN 1176 (m)	8,1 x 8,1
 ASTM/CSA (m)	6,8 x 6,8
 ASTM/CSA (-'-)	22-1 x 22-1
 (m)	2,94
 (-'-)	9-8
	5-12

Children can climb up more than 13 feet high inside this net. Whether it's fancied to be a lookout post or a rocket, not only does this three-story rope play tower offer plenty of room for children to climb around in, it spurs their imaginations too!

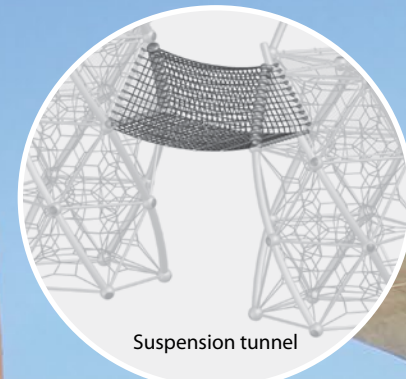

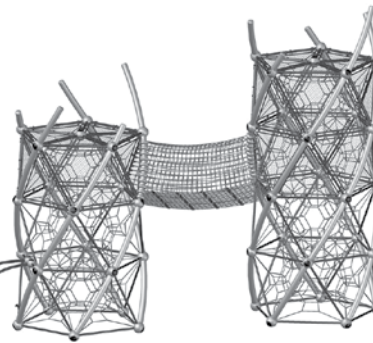
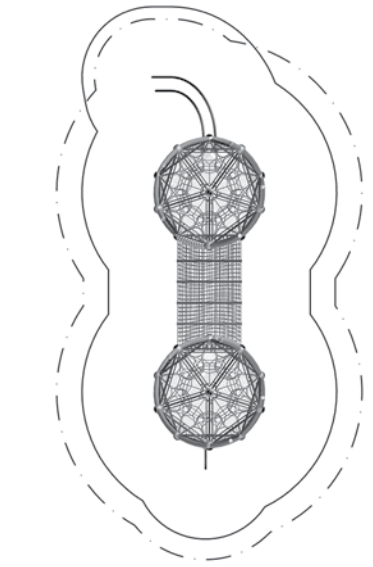


DNA Combi.01

90.180.518

 (m)	3,1 x 10,4 x 7,2
 (-'-)	10-1 x 34-2 x 23-7
 EN 1176 (m)	8,1 x 14,3
 ASTM/CSA (m)	6,8 x 14,1
 ASTM/CSA (-'-)	22-1 x 46-2
 (m)	2,94
 (-'-)	9-8
	5-12

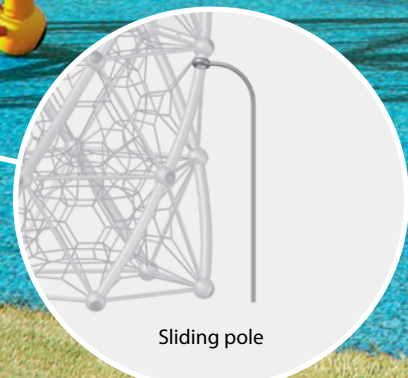
This combination of DNA Tower.03 and DNA Tower.04 features two additional components: Banisters and Sliding Pole. A tunnel suspended three metres above the ground connects the two climbing net towers. Altogether this combination offers a gigantic 2295 cubic feet of climbing volume.



Suspension tunnel



Banister



Sliding pole