

# Woodville





## Woodville

Woodville combines the natural character, warm feel and the pleasant scent of wood with the durability, stability and resilience of metal.

A fairy-tale world emerges between slanted wooden houses with sloping roofs. They stand tightly packed or are connected with rope nets and bridges where reality and fantasy merge. You can find the climbing realm of bandits, witches and goblins between the oversized windows and frazzled boarded walls.

Woodville encompasses wooden huts (shacks) resting on posts, which are characterised by a construction that appears to be crooked and random. The design evokes a feeling of an adventure playground and custom-construction. This character is emphasised by the crooked window and doorframes, slanted roof tiles tilted base and the boards of varying lengths along the walls.

The shacks are available in two different platform heights – Shack1 and Shack2.





## Woodville Combi.03

90.224.100.3

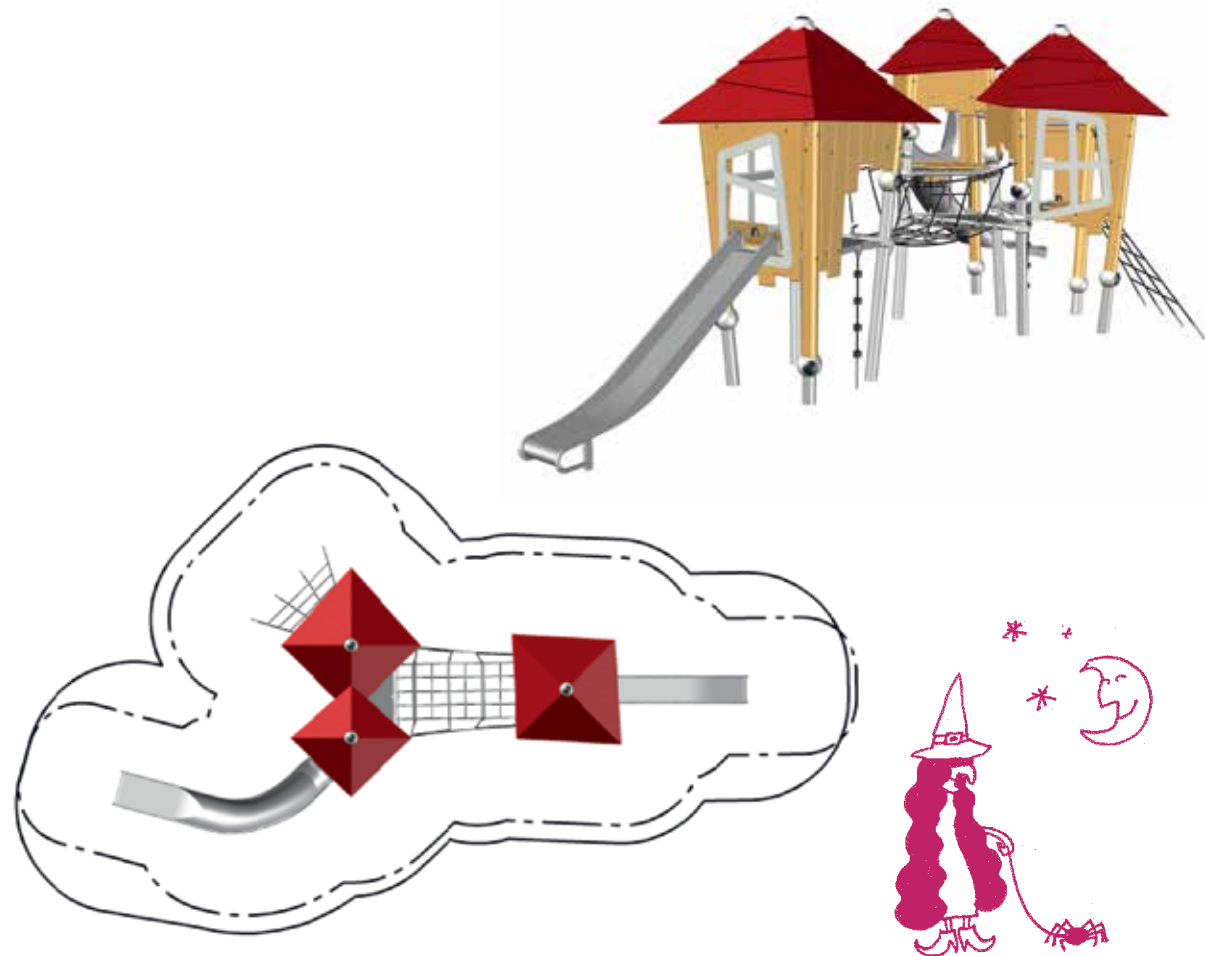
(m) 5,3 x 11,4 x 4,0  
('-") 17-4 x 37-6 x 13-0

EN 1176 (m) 15,4 x 8,3  
ASTM/CSA(m) 15,3 x 9,0  
ASTM/CSA ('-") 50-1 x 29-4

(m) 1,9  
('-") 6-3

3






This is a large combination of Shack1 and Shack2. Two neighbouring huts share one post and a further hut is connected via a rope bridge. Two slides and various elements as well as different platform heights ensure a multi-faceted climbing landscape.



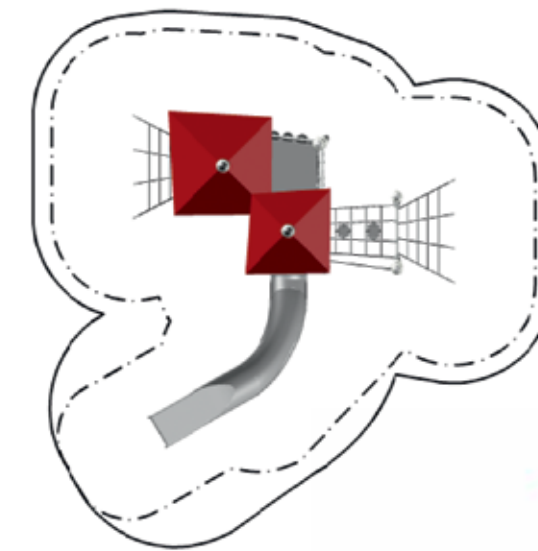


## Woodville Combi.02

90.224.100.2

 (m) ('-")	5,9 x 6,0 x 4,0 19-3 x 19-8 x 13-0
 EN 1176 (m) ASTM/CSA (m) ASTM/CSA ('-")	9,0 x 8,9 9,9 x 9,6 32-3 x 31-4
 (m)  ('-")	1,9 6-3
	3

The Woodville Combi.02 comprised of two huts and different heights share a common support post. The larger of the two huts is equipped with a connecting net, which is combined with an access net and thus offers an exciting challenge. The two huts are connected through a balcony which can be climbed via a rope ladder or using the rocking-plate ascent.





## Woodville Combi.01

90.224.100.1

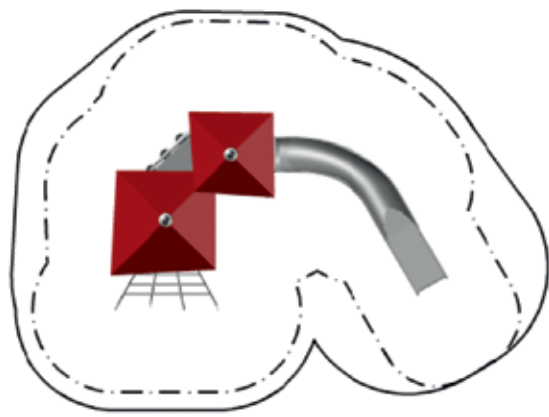
(m) 3,6 x 6,0 x 4,0  
 ("'-") 11-11 x 19-8 x 13-0

EN 1176 (m) 9,0 x 6,8  
 ASTM/CSA(m) 9,9 x 7,3  
 ASTM/CSA ("'-") 32-3 x 24-0

(m) 1,9  
 ("'-") 6-3

3

This combination of shacks which are connected through a support post, has an entrance in the shape of a triangular balcony. A rope ladder, rocking-plate ascent, climbing rope and an access net ensure a variety of climbing options, before you swiftly slide back down the slide.





## Shack1.01

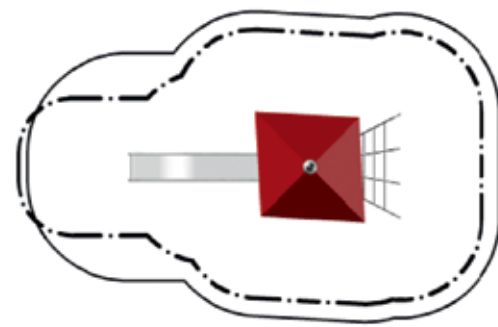
90.224.010.1

	(m)	5,0 x 2,0 x 3,7
	("-")	16-4 x 6-8 x 12-4

	EN 1176 (m)	8,5 x 5,1
	ASTM/CSA(m)	8,7 x 5,7
	ASTM/CSA ("-")	28-5 x 18-8

	(m)	1,5
	("-")	6-0

	3
--	---



Shack1, with a platform height of 1.5 m is the smaller one of the two play huts. In this variant, the "witch's house" distinguishes itself through its high transparency. The two different entrances can be climbed into using the slanted net ascent as well as a climbing rope with rubber cylinders that function as a climbing support. A special property of Shack1 are the posts that are slanted outwards.



## Shack2.01

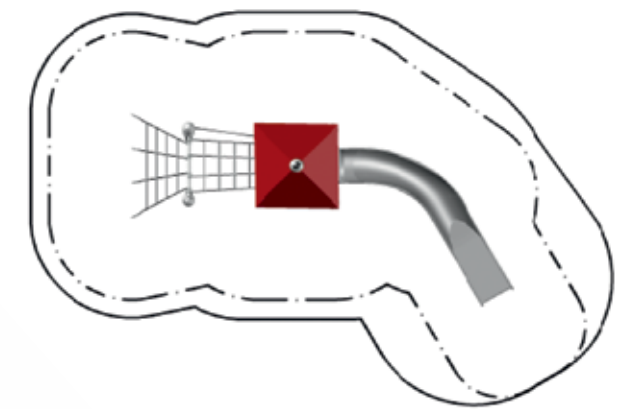
90.224.020.1

	(m)	3,4 x 6,8 x 4,0
	("-")	11-1 x 22-5 x 13-0


	EN 1176 (m)	9,9 x 6,7
	ASTM/CSA(m)	10,7 x 7,2
	ASTM/CSA ("-")	35-12 x 23-8

	(m)	1,9
	("-")	6-3

	3
--	---




Shack2 with its platform height of 1.9 m is the larger one of the two systems. In this variant, the posts are slanted inward. The ascent of Shack2.01 nearly reaches 2 metres using the access net or the rope ladder to reach the playhouse. A curved slide sweepingly brings you back to the ground.



# This is Woodville

In contrast to typical wooden playground units, Woodville distinguishes itself through its individual design and durability. That is especially achieved through the use of high-quality materials and their high-grade finish.



### The wood

Wood convinces through its warm surface feel, the natural character and its pleasant scent. All wooden posts are made from laminated timber. The boards are made from robinia. The materials are most suitable relating to sustainability and durability for a wooden playground unit manufactured in central Europe.



### The Terranos clamp

The Terranos clamp made from aluminium guarantees a long-lasting and secure fastening of other play elements of Berliner Seilfabrik and the possibility to adjust the heights.



### The roof

The HDPE tent-roof made from weather boarding provides a realistic looking shed character. In addition, it constructively protects the wooden components that are located under the roof from weather effects. The roof is available in all the colours of our HDPE-colour palette.



### The windows

The crooked windows present a real eye-catcher. Oversized openings framed in white are a striking property of the shacks. At the same time, the large windows provide a high level of transparency.



### The balls

The system balls made from aluminium are a tried and tested connection element of Berliner. The steel posts are thus elegantly connected to the wooden posts. The construction prevents the direct contact of the wood with the ground and thereby protects it from rot due to lasting moisture. An extra post shoe is therefore not needed.



### The posts

The bottom part of the post is made of steel. As a standard coating, a two-ply solvent-free epoxide-polyester coating is applied. This makes the steel resistant against corrosion and due to the huge selection of available RAL colours, individual customer desires can be fulfilled. The steel posts offer a maximum amount of modularity – whether bridges or nets – diverse elements or other products of Berliner can easily be connected to the Terranos system components.



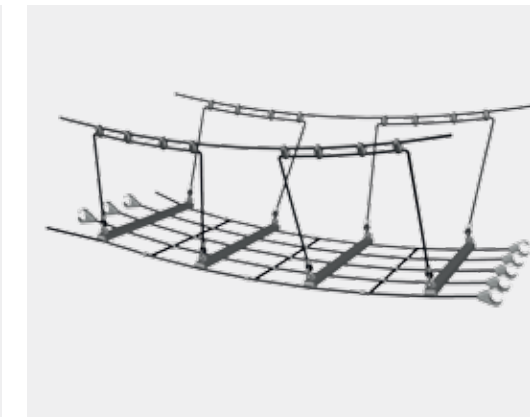
## Combination options and addable elements

The shack huts are available with different elements options and in various combinations as is typical with the Berliners. Due to the mirrored inclination, the higher and lower houses can share a post and thereby form a combination. In doing so, you have the choice of a triangular or rectangular balcony between the huts. Choose among our wide pallet of entry options and bridges and build your own climbing landscape with Woodville.



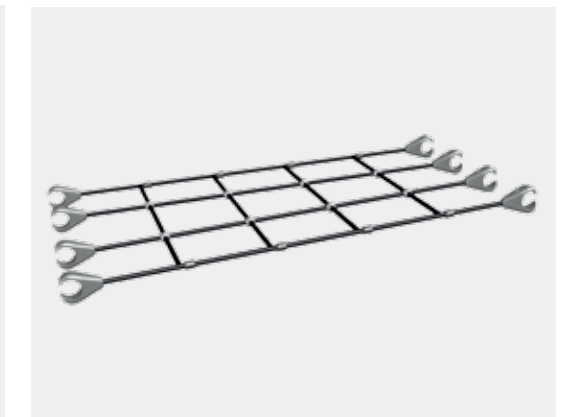
### Access net

The entry net offers an exciting challenge for little elves and magicians.




### Rope bridge

The classic wobbly connection element permits the most secure crossing from rung to rung.



### Crossing net

The crossing net requires the highest amount of focus from the climbing goblins. You only make it across if you carefully step on to the rope.



### Rocking plates

The new rocking plates at varying heights offer a thrilling alternative to master the ascent and descent.



### Climbing rope





































The climbing rope poses a challenge even for advanced climbers.



### Rope ladder

The rope ladder offers a wobbly ascent into the hut.

# Ropes and Tubes

Basic Colours of ropes	Design Colours of tubes and posts (matte finish)	Colours of HDPE-panels
 Red	 RAL 9017 Traffic black	 Red
 Blue	 RAL 9010 Pure white	 Black
 Black	 RAL 9007 Grey aluminium	 Blue
 Yellow	 RAL 1001 Beige	 Green
 Green	 RAL 8001 Ochre brown	 Yellow
 Orange	 RAL 8012 Red brown	 White
 Silver	 RAL 3012 Beige red	 Lilac
 Beige	 RAL 3002 Carmine red	 Orange
 Dark Green	 RAL 2009 Traffic orange	
	 RAL 4005 Blue lilac	
		 RAL 3015 Light pink
		 RAL 5024 Pastel blue
		 RAL 5012 Light blue
		 RAL 5017 Traffic blue
		 RAL 5021 Water blue
		 RAL 6028 Pine green
		 RAL 6034 Pastel turquoise
		 RAL 6021 Pale green
		 RAL 1028 Melon yellow

You will find even more colours for ropes, tubes and posts in our current catalogue or on request.

## Robinia

Robinia originates from eastern North America. In the 17th century, it was introduced to Europe and has since spread throughout central and southern Europe. Thanks to its durability and consequential resistance to insect and fungal attacks, robinia is ideally suited for playground facilities manufactured in Germany. Another advantage of this building material is its CO<sub>2</sub> neutrality.







Berliner Seilfabrik GmbH & Co.  
Lengeder Straße 2/4  
13407 Berlin

Tel. +49.(0)30.41 47 24-0  
Fax +49.(0)30.41 47 24-33

info@berliner-seilfabrik.com  
www.berliner-seilfabrik.com

